

BTNX RAPID RESPONSE FENTANYL TEST STRIPS



WHY SHOULD I TEST MY DRUGS FOR FENTANYL?

- Fentanyl is a powerful opioid. It's often found in pressed pills or powder.
- If you know fentanyl might be in your drugs, it can help you make decisions to lower your risk of overdose.

WHAT SHOULD I KNOW ABOUT FENTANYL TEST STRIPS?

- Fentanyl isn't always mixed evenly into drugs. A single negative test does not mean your entire supply is fentanyl-free.
- Test strips should be used in combination with other harm reduction strategies:
 - Start with a smaller dose or test shot.
 - Take turns using with a friend.
 - Call a friend or the Never Use Alone Hotline (877-696-1996) if you use alone.
 - Carry naloxone and know how to use it.

BTNX RAPID RESPONSE FENTANYL TEST STRIPS



WHY SHOULD I TEST MY DRUGS FOR FENTANYL?

- Fentanyl is a powerful opioid. It's often found in pressed pills or powder.
- If you know fentanyl might be in your drugs, it can help you make decisions to lower your risk of overdose.

WHAT SHOULD I KNOW ABOUT FENTANYL TEST STRIPS?

- Fentanyl isn't always mixed evenly into drugs. A single negative test does not mean your entire supply is fentanyl-free.
- Test strips should be used in combination with other harm reduction strategies:
 - Start with a smaller dose or test shot.
 - Take turns using with a friend.
 - Call a friend or the Never Use Alone Hotline (877-696-1996) if you use alone.
 - Carry naloxone and know how to use it.

BTNX RAPID RESPONSE FENTANYL TEST STRIPS



WHY SHOULD I TEST MY DRUGS FOR FENTANYL?

- Fentanyl is a powerful opioid. It's often found in pressed pills or powder.
- If you know fentanyl might be in your drugs, it can help you make decisions to lower your risk of overdose.

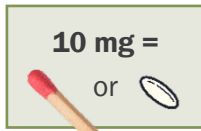
WHAT SHOULD I KNOW ABOUT FENTANYL TEST STRIPS?

- Fentanyl isn't always mixed evenly into drugs. A single negative test does not mean your entire supply is fentanyl-free.
- Test strips should be used in combination with other harm reduction strategies:
 - Start with a smaller dose or test shot.
 - Take turns using with a friend.
 - Call a friend or the Never Use Alone Hotline (877-696-1996) if you use alone.
 - Carry naloxone and know how to use it.

HOW TO USE BTNX FENTANYL TEST STRIPS

1. PREPARE YOUR SAMPLE

- **To test residue left in a cooker:**
 - Add 2mL of clean water (2 full syringes) to your cooker. Mix well.
- **To test pills, crystal, and powders:**
 - **Crush up your drugs** and mix them up.
 - **Add 10mg of drugs** (about the size of a match head or grain of rice) in a cooker.
 - **Add 5mL of water** (a full cooker) for every 10mg of drugs. Mix well.



2. DIP THE STRIP FOR 15 SECONDS.

- Hold the dark blue end of the test strip. Don't dip it past the wavy blue lines.

3. WAIT 5 MINUTES FOR RESULTS.

READING RESULTS

One red line means the test is positive. You may have fentanyl in your drugs.

1 RED LINE = POSITIVE for FENTANYL



Two red lines means the test is negative. Look closely for a second line – it can be very faint!

2 RED LINES = NEGATIVE for FENTANYL:

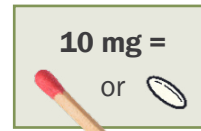


! If there is only a red line on the left or no red lines appear, the test is **INVALID**. Redo the test with a new strip.

HOW TO USE BTNX FENTANYL TEST STRIPS

1. PREPARE YOUR SAMPLE

- **To test residue left in a cooker:**
 - Add 2mL of clean water (2 full syringes) to your cooker. Mix well.
- **To test pills, crystal, and powders:**
 - **Crush up your drugs** and mix them up.
 - **Add 10mg of drugs** (about the size of a match head or grain of rice) in a cooker.
 - **Add 5mL of water** (a full cooker) for every 10mg of drugs. Mix well.



2. DIP THE STRIP FOR 15 SECONDS.

- Hold the dark blue end of the test strip. Don't dip it past the wavy blue lines.

3. WAIT 5 MINUTES FOR RESULTS.

READING RESULTS

One red line means the test is positive. You may have fentanyl in your drugs.

1 RED LINE = POSITIVE for FENTANYL



Two red lines means the test is negative. Look closely for a second line – it can be very faint!

2 RED LINES = NEGATIVE for FENTANYL:

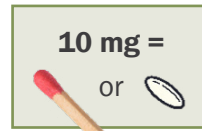


! If there is only a red line on the left or no red lines appear, the test is **INVALID**. Redo the test with a new strip.

HOW TO USE BTNX FENTANYL TEST STRIPS

1. PREPARE YOUR SAMPLE

- **To test residue left in a cooker:**
 - Add 2mL of clean water (2 full syringes) to your cooker. Mix well.
- **To test pills, crystal, and powders:**
 - **Crush up your drugs** and mix them up.
 - **Add 10mg of drugs** (about the size of a match head or grain of rice) in a cooker.
 - **Add 5mL of water** (a full cooker) for every 10mg of drugs. Mix well.



2. DIP THE STRIP FOR 15 SECONDS.

- Hold the dark blue end of the test strip. Don't dip it past the wavy blue lines.

3. WAIT 5 MINUTES FOR RESULTS.

READING RESULTS

One red line means the test is positive. You may have fentanyl in your drugs.

1 RED LINE = POSITIVE for FENTANYL



Two red lines means the test is negative. Look closely for a second line – it can be very faint!

2 RED LINES = NEGATIVE for FENTANYL:



! If there is only a red line on the left or no red lines appear, the test is **INVALID**. Redo the test with a new strip.