

Columbia County

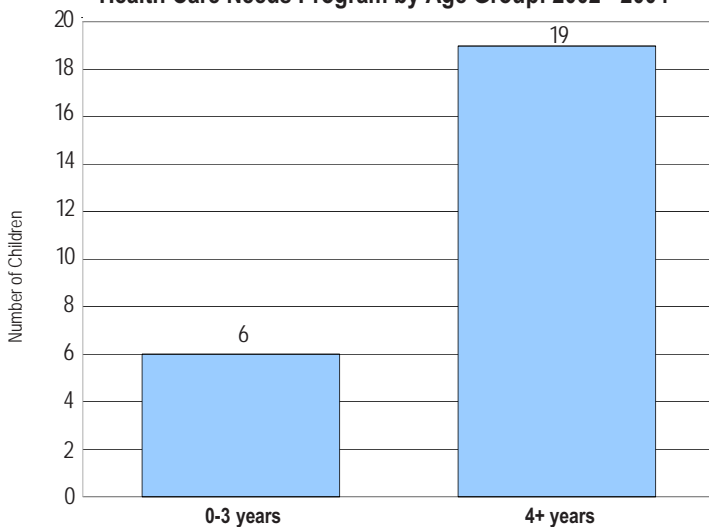
Profile of Children and Youth with Special Health Care Needs

Population of Children 0-19 Years by Age Group and Year

Age Group	1990	2000	2003	2004
0-4 years	227	217	212	210
5-9 years	272	268	249	245
10-14 years	316	291	288	284
15-19 years	276	295	292	290
Total	1,091	1,071	1,042	1,029

Source: Intercensal/Postcensal Population Estimates, Office of Financial Management

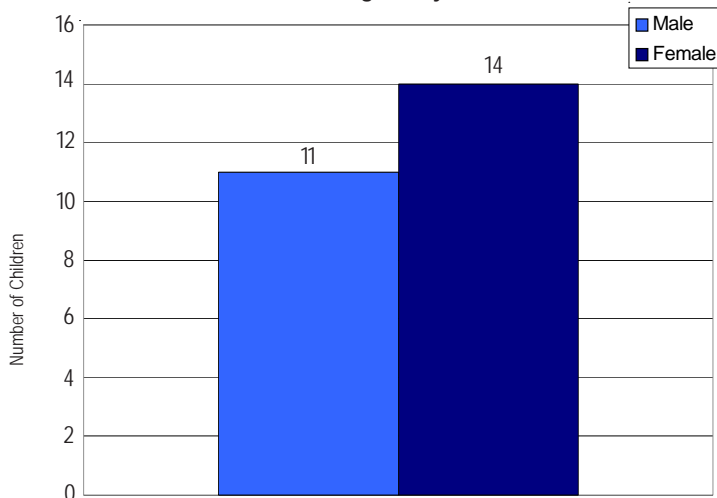
Number* of Children Served by Children with Special Health Care Needs Program by Age Group: 2002 - 2004



*Total number of children served: 2002=9, 2003=7, 2004=9. The number of children served by age and gender may not equal the total number of children served due to non-reporting of gender or age for some cases. Where years are combined, numbers reflect some duplicated cases.

Source: Child Health Intake Forms, Children with Special Health Care Needs Program, Washington State Department of Health

Number* of Children Served by Children with Special Health Care Needs Program by Gender: 2002-2004

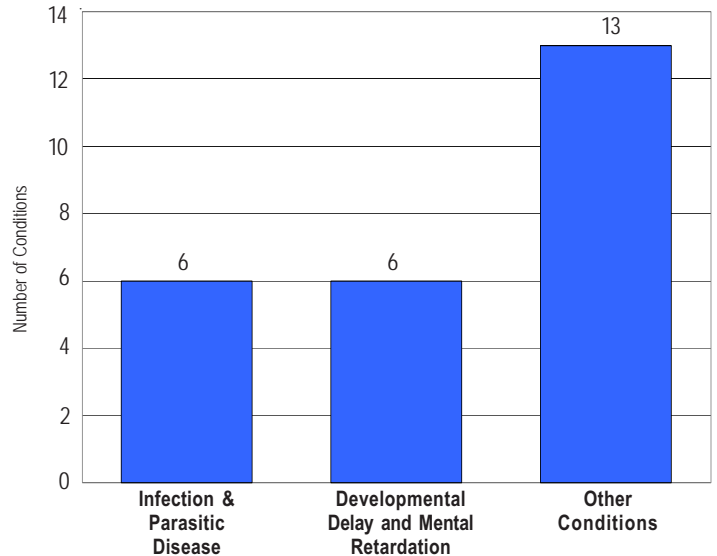


Source: Child Health Intake Forms, Children with Special Health Care Needs Program, Washington State Department of Health

“Children with special health care needs are children who have, or are at increased risk for, chronic physical, developmental, behavioral, or emotional conditions and who also require health and related services of a type or amount beyond that required by children generally.”

(Maternal and Child Health Bureau)

Leading Diagnostic Categories* among Children Served by the Children with Special Health Care Needs Program: 2004



*Based upon the number of conditions recorded for each child.

Source: Child Health Intake Forms, Children with Special Health Care Needs Program, Washington State Department of Health

Number of Children in Special Education Services under the Individuals with Disabilities Education Act (IDEA) Part B, as of December 1, 2004

Diagnostic Category	Number
Developmental Delay-Preschool	13
Serious Behavioral Disability	*
Orthopedic Impairment	*
Health Impairment	*
Specific Learning Disability	16
Mental Retardation	5
Multiple Disabilities	*
Deaf	*
Hearing Impairment	*
Visually Impaired	*
Deaf-Blindness	*
Communication Disorder	6
Autism	*
Traumatic Brain Injury	*
Total**	51

*Fewer than five or no cases reported.

**Total includes categories containing fewer than five cases.

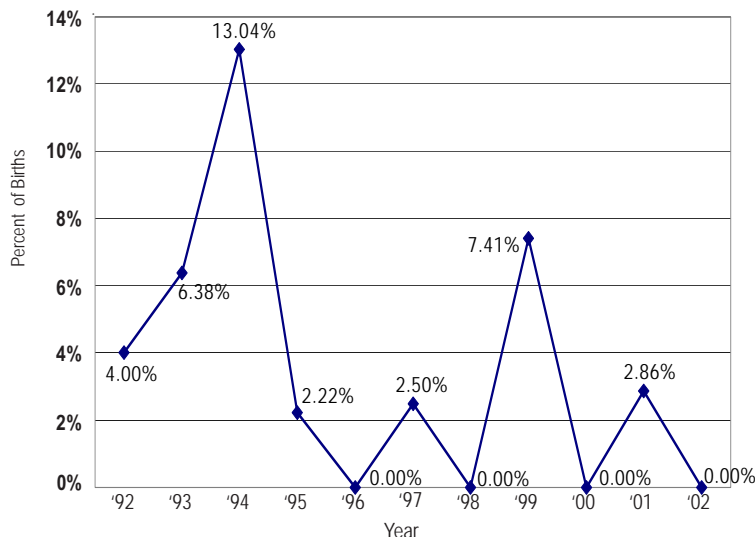
Source: Office of Superintendent of Public Instruction Special Education Operations IDEA Part B Child Count Report

Number of Children Age 0-35 Months with an Individualized Family Service Plan Who Received Early Intervention Services

Oct. 2002-Sept. 2003	5
Oct. 2003-Sept. 2004	*

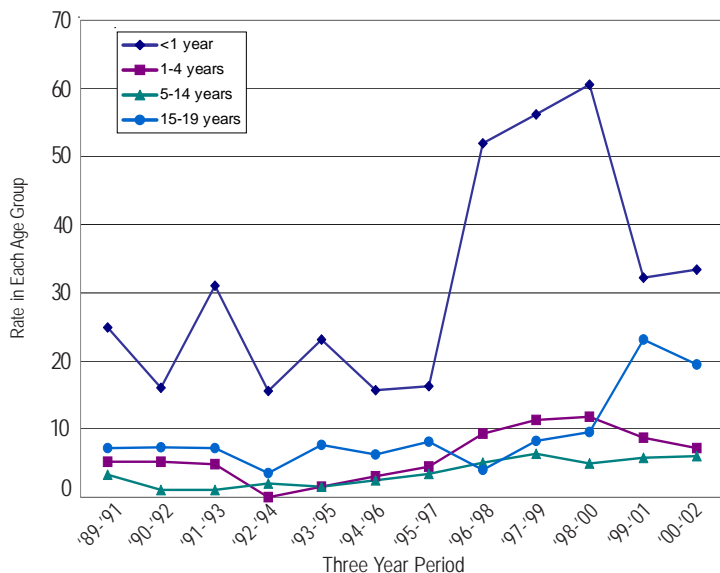
*An asterisk indicates fewer than five or no cases reported.
 Source: Infant Toddler Early Intervention Program, Division of Developmental Disabilities, Department of Social and Health Services

Percent of Babies Born with Low Birth Weight* (less than 2,500 grams)



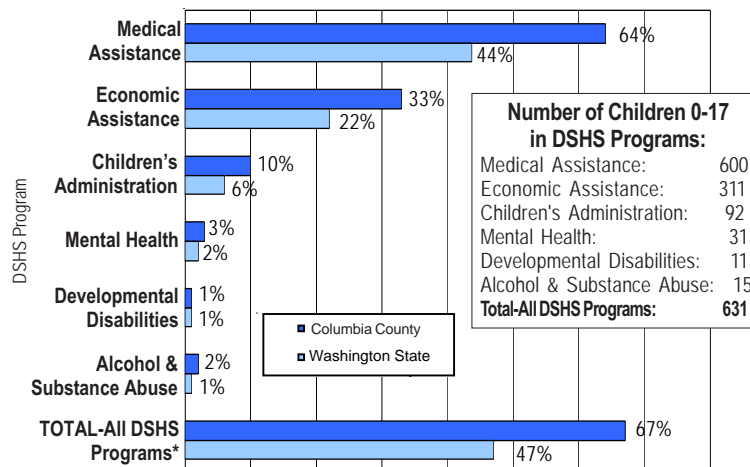
*Percent of births for which the birthweight is known.
 Source: VistaPHw 5.0

Age-Specific Hospitalization Rate* for Chronic Conditions per 1,000 Children Ages 0-19



*Number of hospitalizations per 1,000 population of children in each age group calculated as three-year rolling averages.
 Source: VistaPHw 5.0

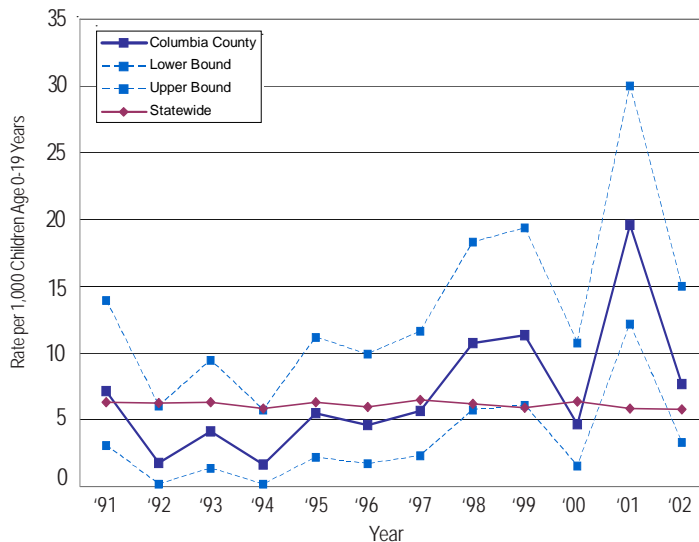
Percent of Children Age 0-17 in Programs of the Department of Social and Health Services: July 2002 - June 2003



Medical Assistance:	600
Economic Assistance:	311
Children's Administration:	92
Mental Health:	31
Developmental Disabilities:	11
Alcohol & Substance Abuse:	15
Total-All DSHS Programs:	631

* Based upon unduplicated count of children within each service category.
 Source: Client Services Database, Research and Data Analysis Division, Department of Social and Health Services

Hospitalization Rate* for Chronic Conditions per 1,000 Children Age 0-19 Years: County Rate Compared to State Rate



*Number of hospitalizations per 1,000 population of children 0-19.
 Source: VistaPHw 5.0
 Upper and lower bounds refer to the upper and lower range of the 95% confidence interval within which the actual rate lies.

This county profile is part of the Children and Youth with Special Health Care Needs: Washington State Report. For more information, contact the Children with Special Health Care Needs Program at (360) 236-3571, or <http://www.doh.wa.gov/cfh/mch/cshcshome2.htm>

