

Klickitat County

Oral Health Profile 2006

Demographics

County population (2006) ¹ :
19,800

Population by age (2006) ¹ :	
Age	%
0-4	6.1%
5-19	21.5%
20-64	58.4%
65+	14%

Population by race/ethnicity (2006) ¹ :	
Race/ethnicity	%
Non-Hispanic White	83.8%
Non-Hispanic Others	6.8%
Hispanic	9.4%

Medicaid (FY 2006) ² :				
Age	Eligibles ³		Users ⁴	
	% ⁵	Number	% ⁶	Number
0-5	4.7	929	34.4	320
6-20	9.5	1887	47.6	899
>21	9.4	1869	22.5	421
All ages	23.7	4685	35.0	1640

¹ Population of Cities, Towns, and Counties used for the allocation of Selected State Revenues, WA State Office of Financial Management, April 1, 2006.

² Washington State Department of Social and Health Services, Health and Recovery Services Administration, December 20, 2006.

³ Individuals eligible for Medicaid coverage in Washington State.

⁴ Individuals enrolled in Medicaid who received Medicaid services.

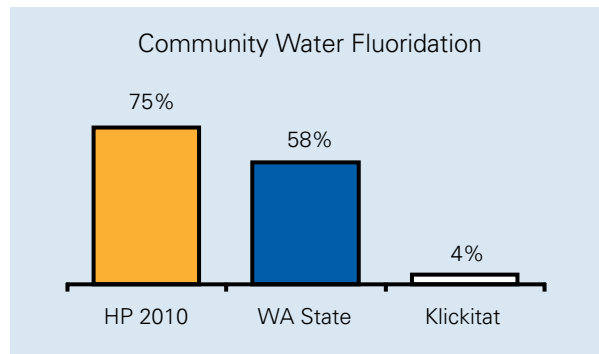
⁵ Percent of county population eligible for Medicaid services.

⁶ Percent of Medicaid eligibles who received services.

Oral Health Information

Workforce ⁷	
Number of dentists	7
Number of dental hygienists	6
Dentist-population ratio ¹	1:2829
Number of Medicaid dental providers ²	6

Prevention and Access	
Local oral health coalition:	Yes
Number of safety net/community health center dental clinics:	1
School-based dental sealant program:	No
Percentage of people on public water systems receiving fluoridated water: ⁸	4%

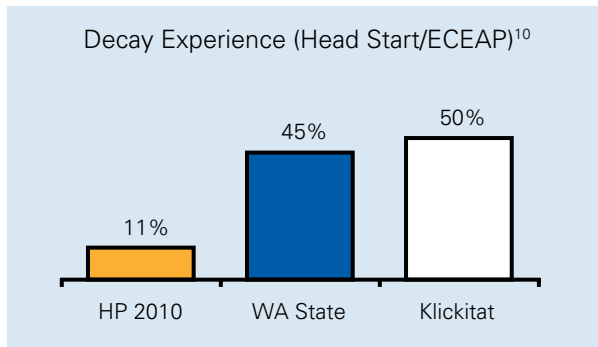


⁷ Washington State Department of Health Office of Health Professions Quality Assurance, November 2006.

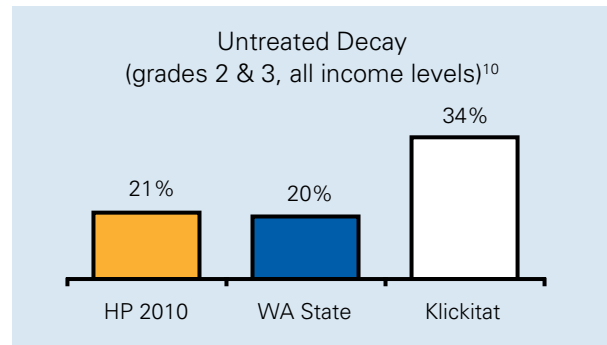
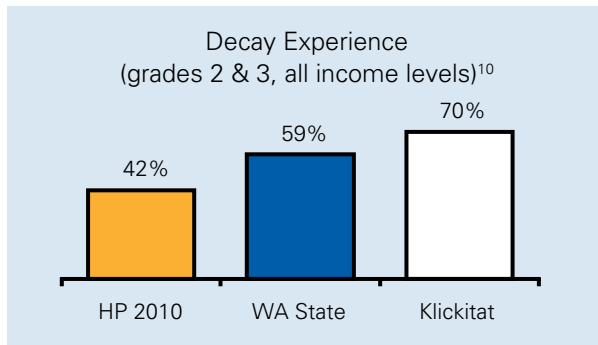
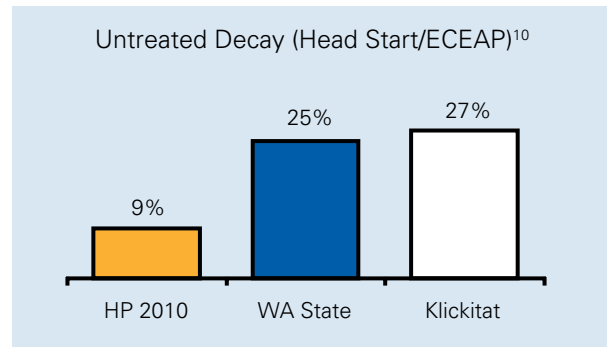
⁸ Washington State Department of Health Office of Drinking Water, October 2006.

Children's Oral Health Indicators

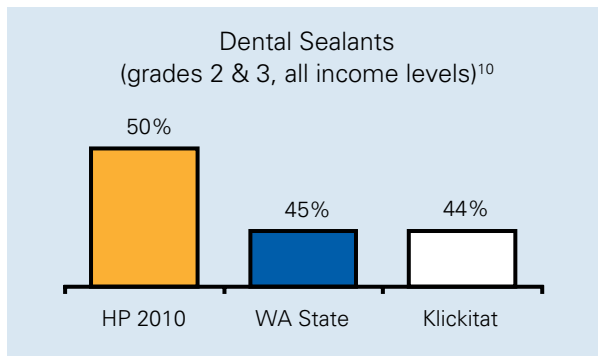
Decay experience⁹



Untreated decay¹¹



Dental sealants¹²



⁹ Represents the presence of a cavity or a filling or a missing tooth lost due to a cavity. It is a proxy for the burden of disease in the population.

¹⁰ Contains references to Healthy People 2010 Oral Health Objectives and Washington State and County-level Smile Survey Results 2005

¹¹ Represents the presence of an unfilled cavity. It is a proxy for access to dental care.

¹² A thin plastic coating applied to the chewing surfaces of the molars (back teeth) to prevent decay.

This County Oral Health Profile is part of the 2007 Department of Health Oral Disease Burden Document – The Impact of Oral Disease on the Lives of Washingtonians, which is available at http://www.doh.wa.gov/cfh/oral_health/burden.htm. For more information or feedback, please contact the DOH MCH Oral Health Program at oralhealth@doh.wa.gov.