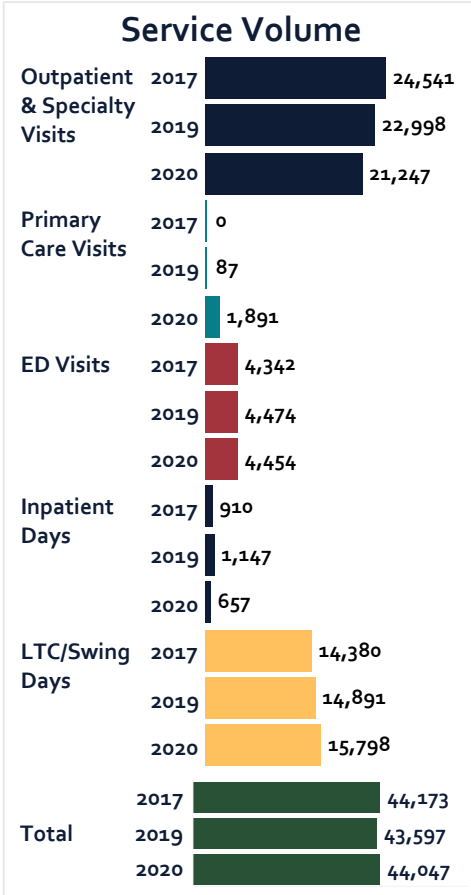


- Services Offered**
- Behavioral Health ✓
 - Emergency ✓
 - Inpatient ✓
 - LTC/Swing ✓
 - Primary Care ✓
 - Rehabilitation ✓
 - Surgery ✓
 - Wound Care ✓



History

North Valley Hospital (North Valley) opened in 1938 as St. Martin's Hospital. In 1952, a plan for a new \$620,000 hospital materialized. With financial support from the Tonasket Hospital Association and a local banker, a new hospital opened in early 1953. At opening, the hospital was considered one of the most modern small hospitals in the State. It was built for efficiency and incorporated many new features, such as piped oxygen and suction. Deemed "The Building Beyond Our Time" it was considered "a rare example of community cooperation". The new hospital remained connected to the original St. Martin's through an underground tunnel that is still in use today. In 1970, the Dominican Sisters announced that the hospital was going to close due to a lack of new Sisters entering the order. By 1972, the local community voted to approve the formation of a hospital district and passed a bond issue to purchase the hospital and a nursing home. The name was changed to North Valley Hospital. The hospital became a Critical Access Hospital in 2002, by meeting the federal and state designation requirements in the Washington State Rural Health Plan and the Medicare Conditions of Participation. In 2010, a new addition was completed to support growing emergency volumes, as well as providing larger rooms with private bathrooms for the comfort and safety of inpatients.

Today

North Valley has implemented a number of construction and new service development projects. Specifically, in 2019, the Hospital remodeled an existing building to house a two-provider primary care clinic; its first hospital owned primary care clinic. In 2021, the Hospital also entered into an agreement with the region's local behavioral health provider so that the community has another location in which to see behavioral health services. Because the next closest nursing home is more than twenty-five miles away, North Valley has also continued to operate its nursing home. This is in direct contrast to the approximately 15 other rural public hospital districts that have discontinued this level of care. North Valley also accelerated a telehealth program in response to the COVID Pandemic. In the summer of 2021, it outreached to the Service Area to assure they were aware of its "no-app" telehealth services, which can connect the community to a provider or clinical staff via telephone or video conference calls. North Valley is also planning a van for mobile outreach and has secured grant funding toward the effort.

COVID's Impact

North Valley has offered COVID-19 testing since the beginning of the pandemic, and to date has performed more than 18,000 tests.

Though inpatient volumes decreased by almost 50%, and the hospital also saw significant reduction in specific outpatient and specialty services, total patient volumes remained relatively constant between 2019 and 2020.

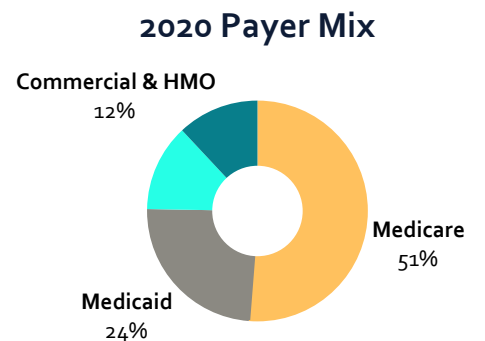
This was largely due to the establishment of the hospital owned primary care clinic in 2019 and the community's continued reliance on North Valley for its long-term care services.



**11.6K
 COVID-19
 Vaccines
 Administered**

Financial Indicators & Market Share

	2017	2019	2020
Cost of Charity Care	\$345,149	\$407,927	\$303,166
Cost of Bad Debt	\$1,525,450	\$1,226,636	\$936,638
Net Patient Revenue	\$17,942,465	\$18,189,718	\$19,700,056
Operating Margin	-4.1%	-4.2%	-5.4%
Total Margin (Operations & Taxes)	2.0%	3.0%	1.9%
Service Area Inpatient Market Share	38.7%	34.0%	28.0%
Inpt Mkt Share Medicare/caid	45.0%	41.6%	36.4%
Inpt Mkt Share HMO/Commercial	12.6%	6.7%	4.8%



Unless indicated, all data is from CHARS or internal sources.





North Valley Hospital
 Okanogan County PHD # 4
 Legislative District 7 | Congressional District 4

126 S. Whitcomb Avenue Tonasket, WA 98855
 (509) 486-2151
 NVHospital.org

Community Characteristics

The District is surrounded by the 1.4 million-acre Okanogan National Forest and borders Canada to the North. Having grown 7% since 2010, the population of the District is about 12,000 today. Growth in the population age 0-64 is flat, while the 65+, which represents 30% of the total population, grew by 38% between 2010 and 2020. The service area is also becoming more diverse, with 100% of its growth between 2010 and 2020 coming from the American Indian, Hispanic and other communities. A similar trend is expected through 2025. Nearly half of Service Area residents are low income, measured by income less than 200% of the federal poverty level.

Top Employers

North Valley Hospital
 Oroville Reman & Reload
 Tonasket School District
 Oroville School District
 Okanogan County

Community Outreach

- Care Coordination & Transitions
- Chronic Disease Management
- Diabetes Education
- Health Education & Screenings
- Immunizations
- Nutrition and Physical Activity
- Obesity Prevention
- Smoking Cessation
- Weight Loss Classes

North Valley Hospital Service Area



Socioeconomic Characteristics



82% of those age 25 and Older are High School Graduates

10% Lower than Washington



46.1% of Households with Income Less than 200% of the FPL

80% Higher than Washington



8% Unemployment Rate

50% Higher than Washington



12% are Uninsured

87% Higher than Washington

Source: American Community Survey

Health Status

Rate of Obesity

36%

21% Higher than Washington

Adults Who Smoke

19%

34% Higher than Washington

Binge Drinking

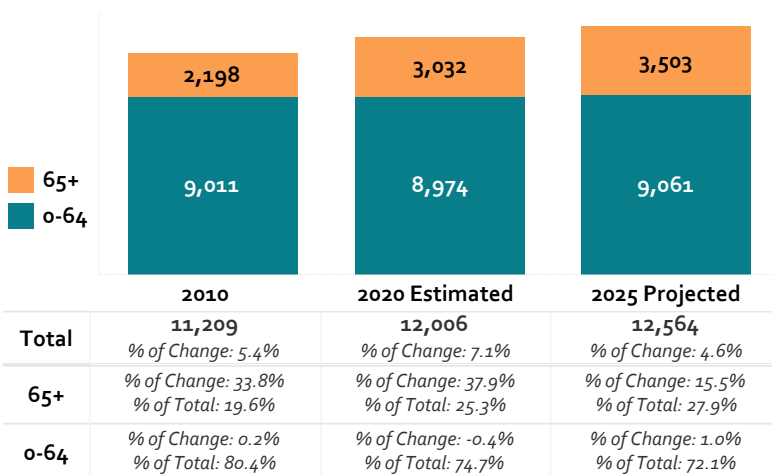
14%

18% Lower than Washington

Adults Who Smoke: Adults who report having smoke 100 or more cigarettes in their lifetime and currently smoke every day or some days.
Binge Drinkers: Males having 5+ drinks on one occasion; females having 4+ or more drinks on one occasion.

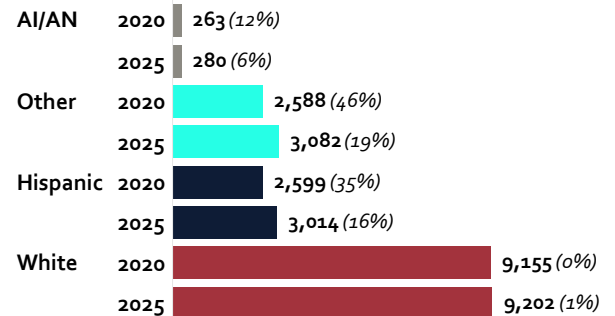
Source: American Community Survey

Population



Race & Ethnicity

(% Change from Prior Datapoint, 2020 Compared to 2010)



Hispanic category includes the entire hispanic population regardless of race. Other includes black, native Hawaiian, 2+ Races, and other.
 Source: Claritas

PREPARED BY:
 (206) 441 - 0971
 healthfac@healthfacilitiesplanning.com



HEALTH FACILITIES PLANNING & DEVELOPMENT
 RESEARCH · DATA · ANALYTICS · STRATEGY · IMPLEMENTATION

