



Nursing Care Quality Assurance Commission

Nursing Education Programs
2005-2006 Annual School Report

Statistics Summary and Trends Analysis

Table of Contents

EXECUTIVE SUMMARY	1
SURVEY BACKGROUND	1
SURVEY PARTICIPANTS	1
DATA ANALYSIS OVERVIEW	1
CONCERNS	1
PRE-LICENSURE PROGRAM STATISTICS	2
LICENSED PRACTICAL NURSING (LPN) PROGRAMS	2
ASSOCIATE DEGREE (AD) – REGISTERED NURSING (RN) PROGRAMS	2
BACHELOR OF SCIENCE (BS)/MASTER’S ENTRY (ME) REGISTERED NURSING (RN) PROGRAMS	2
POST-LICENSURE NURSING PROGRAM STATISTICS	4
REGISTERED NURSE BACHELOR (RNB) PROGRAMS.....	4
ADVANCED REGISTERED NURSE PRACTITIONER (ARNP) PROGRAMS	4
MASTERS IN SCIENCE NURSING (MSN) PROGRAMS - NOT ARNP	4
PRE-LICENSURE CLINICAL HOURS	5
PRE-LICENSURE NURSING PROGRAMS FREQUENTLY ASKED QUESTIONS	7
NURSING SHORTAGE	8
ENROLLMENT	8
CLINICAL PLACEMENTS	9
HOW SCHOOLS MANAGED CLINICAL PLACEMENT OF ADDITIONAL PRE-LICENSURE STUDENTS BY:	9
AVAILABILITY OF CLINICAL SITES.....	9
IMPACTS TO NURSING PROGRAMS	9
HOW SCHOOLS MANAGE ISSUES RELATED TO CLINICAL PLACEMENTS	9
NURSING FACULTY	10
NUMBER OF FACULTY VACANCIES NURSING PROGRAMS FOR FALL 2005	10
FACULTY POSITIONS FILLED	10
FACULTY RESIGNED IN 2005-2006 DUE TO HIGHER SALARIES OFFERED IN PRACTICE SETTINGS	10
HOW MANY POTENTIAL FACULTY DECLINED POSITIONS IN 2005-2006 DUE TO LOW SALARY	10
FULL-TIME FACULTY EXPECTED TO RETIRE BY 2010.....	10
STRATEGIES USED TO ADD FACULTY	10
STRATEGIES USED TO ATTRACT NEW FACULTY	10
STRATEGIES USED TO RETAIN CURRENT FACULTY	10
STRATEGIES CRITICAL TO EXPANDING THE NUMBER OF NURSING FACULTY	11
COMMUNITY AND TECHNICAL COLLEGE FULL-TIME FACULTY MONTHLY SALARIES	11
PUBLIC AND PRIVATE UNIVERSITY AND COLLEGE FULL-TIME FACULTY ANNUAL SALARIES.....	11
APPENDIX A – <i>Approved Schools of Nursing in Washington</i>	12
APPENDIX B - <i>NCLEX® School Reports: ADN-LPN-BSN-MPN</i>	15

Acronyms

ADN	Associate Degree in Nursing – Registered Nurse
ARNP	Advanced Registered Nurse Practitioner
BSN	Bachelor of Science in Nursing – Registered Nurse
LPN	Licensed Practical Nurse
ME	Master’s Entry Programs – Registered Nurse
MSN	Masters in Science Nursing
NCLEX®.....	National Council Licensure Examination
NCQAC.....	Nursing Care Quality Assurance Commission
RN	Registered Nurse
RNB.....	Registered Nurse Bachelors (Bachelor’s degree programs for licensed RNs)

NURSING PROGRAMS ANNUAL REPORT

2005- 2006 ACADEMIC YEAR

EXECUTIVE SUMMARY

SURVEY BACKGROUND

The Nursing Care Quality Assurance Commission (NCQAC) requires all nursing programs to do an annual report [WAC 246-840-520(3)]. The 2005-2006 report summarizes the data and trends from these programs. It focuses on data from the last six years.

SURVEY PARTICIPANTS

Washington State has 39 approved nursing programs. Three programs offer only practical nursing (LPN). Eight programs offer only associate degree RN programs. Twenty programs offer both LPN and associate degree RN programs. Eight universities offer baccalaureate degree programs (BSN). Three of the university programs also offer master's entry RN programs (ME). One LPN program and one LPN/associate degree RN program did not submit data. Appendix A includes a list of all approved programs.

DATA ANALYSIS OVERVIEW

Over the last five years, RN graduates increased 77%. First-time takers on the national licensing examination (NCLEX®) rose 119%. This increase occurred in spite of difficulties finding enough clinical sites for student nurses. An increasing nursing faculty shortage poses another challenge.

Nurses in Washington State continue to seek further nursing education. Five hundred forty-four LPNs enrolled in RN programs in 2005-2006. Six hundred ninety RNs enrolled in baccalaureate in nursing (RNB) programs. One hundred seventy-seven RNs graduated from Advanced Registered Nurse Practitioner programs (ARNP). Another 136 RNs graduated from master's degree nursing programs. Thirty-four of these graduated in nursing education. Ten individuals graduated with a PhD.

CONCERNS

Fewer Licensed Practical Nurses (LPN)

LPN graduates decreased by 33% in 2005-2006. Enrollment in LPN programs decreased 33%. In 2006, 997 candidates took the national LPN examination for the first time. This is a 2% decrease from 2005 and a 6% decrease from the highest number in 2004. Long term care depends on LPNs.

A Shortage in Nursing Faculty

In 2005-2006, nursing programs reported 43 full-time faculty vacancies and 73 part-time vacancies. Of these, 39 full-time positions and 71 of the part-time positions were filled. Twenty full-time and 14 part-time nursing faculty resigned in 2005-2006 due to higher salaries in practice settings. Thirty-four potential faculty declined full-time positions and 28 declined part-time positions due to the low salary. Eighty-three full-time faculty are expected to retire by 2010.

Clearly nursing programs are having difficulty recruiting and keeping faculty. Competing with higher salaries in practice settings impacts recruiting and keeping nursing faculty. This problem will only get worse with 83 faculty retiring by 2010.

PRE-LICENSURE PROGRAM STATISTICS

LICENSED PRACTICAL NURSING (LPN) PROGRAMS

- ➔ Five hundred five (505) graduates represents a 33% decrease from 2004-2005 (n=759).
- ➔ Nine hundred ninety six (996) first-time candidates took the national LPN examination in calendar year 2006; this number, is a 2% decrease from 2005 (n= 1018) and a 6% decrease from a high of 1063 in 2004. However 996 candidates still represents a 72% increase since 2001 (n= 579).
- ➔ Six hundred two (602) admitted students represents a 33% decrease from 2004-2005 (n=1030).
- ➔ Although the data are incomplete (three schools not reporting), an attrition of 105 students represents approximately 20% of candidates not completing the LPN program.
- ➔ Two of eight LPN programs reported receiving nearly twice as many qualified applications as the program was able to admit. Thirty-six candidates accepted into LPN programs chose not to enter (two schools not reporting).*

(Note: Nursing programs reported 544 LPNs were currently enrolled in RN programs.)

ASSOCIATE DEGREE (AD) – REGISTERED NURSING (RN) PROGRAMS

- ➔ One thousand four hundred forty-seven (1447) graduates represents a 22% increase from 2004-2005 (n=1179).
- ➔ One thousand three hundred ninety one (1391) first-time associate degree candidates took the national RN examination in calendar year 2006; this is a 19% increase from 2005 (n= 1169) and a 186% increase since 2001 (n= 487).
- ➔ One thousand eight hundred ninety-one (1891) admitted students represents a 32% increase from 2004-2005 (n=1426).
- ➔ Although the data are incomplete (two schools not reporting), an attrition of 405 students represents approximately 22% of candidates not completing the associate degree RN program.
- ➔ Eleven of 23 AD-RN programs reported receiving at least twice as many qualified applications as the program was able to admit. One hundred eleven (111) applicants who were admitted chose not to enter (two schools not reporting).*

BACHELOR OF SCIENCE (BS)/MASTER'S ENTRY (ME) REGISTERED NURSING (RN) PROGRAMS

- ➔ Six hundred sixty-six (666) graduates represents a 19% increase from 2004-2005 (n=560).
- ➔ Six hundred ninety (690) first-time baccalaureate or master's entry candidates took the national RN examination in calendar year 2006; this number is a 13% increase from 2005 (n =608), and a 49% increase since 2001 (n=464).
- ➔ Nine hundred sixteen (916) admitted students represents a 9% decrease from 2004-2005 (n=1005).
- ➔ An attrition of 33 students represents approximately 4% of candidates not completing the program.
- ➔ Seven of eleven BS/ME–RN programs reported receiving at least twice as many qualified applications as the school was able to admit. Fifty-seven applicants who were admitted chose not to enter.*

**The question arises regarding how many qualified individuals applied to more than one pre-licensure program. Data from the Washington Center for Nursing (2006) indicate approximately a 26% overlap in applications among nursing programs.*

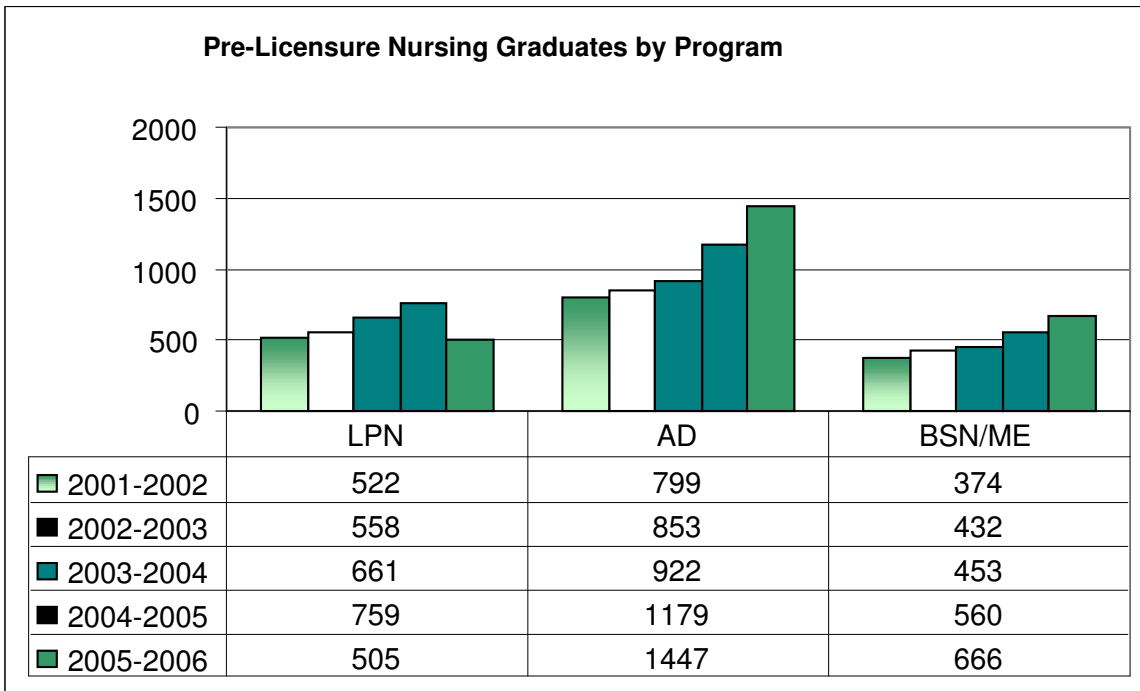


Figure 1: Pre-Licensure Nursing Graduates by Program

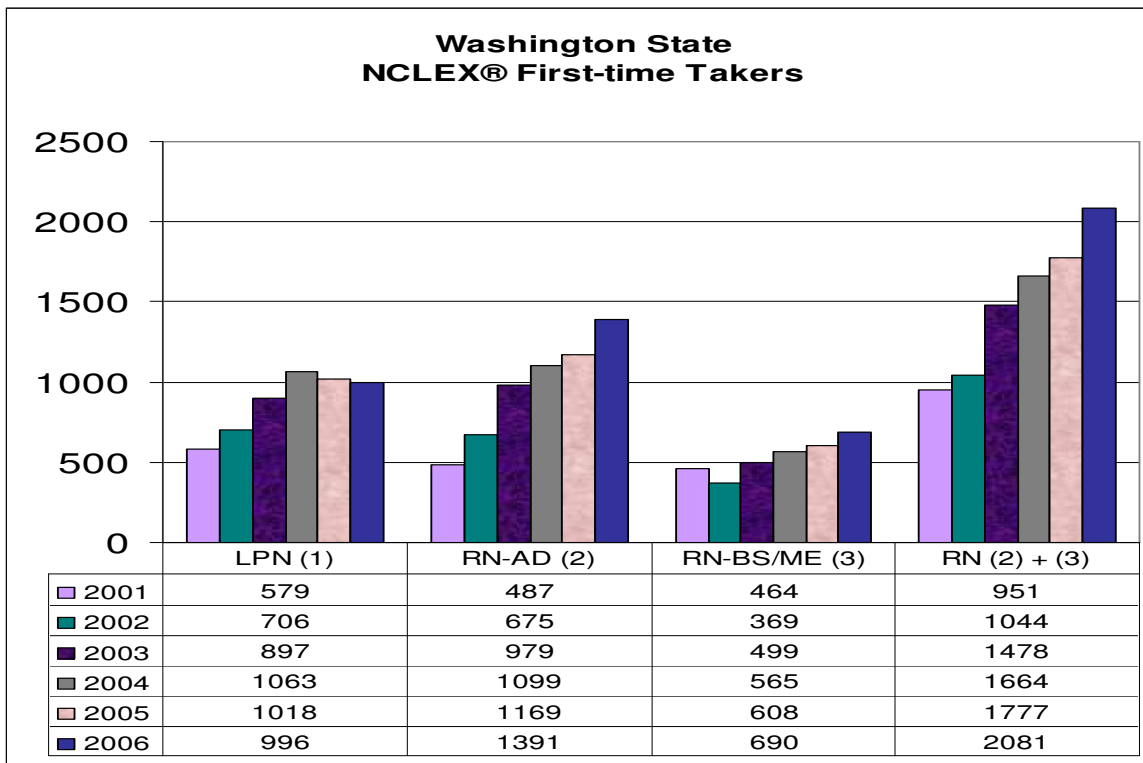


Figure 2 NCLEX® First-time Takers

POST-LICENSURE NURSING PROGRAM STATISTICS

REGISTERED NURSE BACHELOR (RNB) PROGRAMS

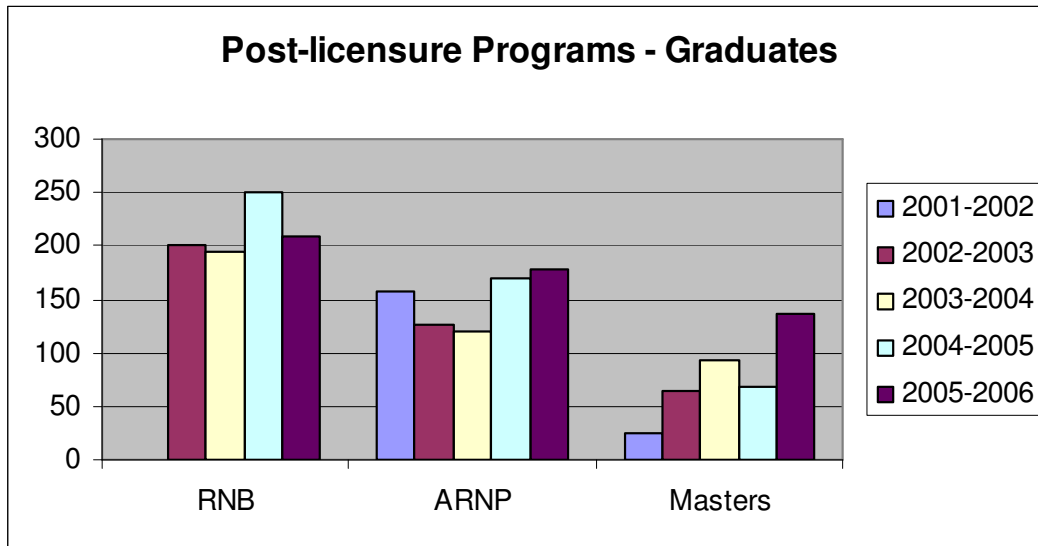
- ➔ Two hundred nine (209) RNs received their bachelor's degree in nursing, a 17% decrease from 2004-2005 (n=251).
- ➔ Six hundred ninety (690) RNs were admitted to Washington State baccalaureate nursing programs, a 45% increase from 2004-2005 (n=475).

ADVANCED REGISTERED NURSE PRACTITIONER (ARNP) PROGRAMS

- ➔ One hundred seventy-seven (177) graduates represents a 4% increase over 2004-2005 (n=170).
- ➔ Ninety eight percent of the qualified applicants were admitted (275/281).
- ➔ The most common specialty among new ARNP graduates in Washington State is Family Nurse Practitioner (n=109). Psychiatric/Mental Health is a distant second (n=20) for specialty practice.

MASTERS IN SCIENCE NURSING (MSN) PROGRAMS - NOT ARNP

- ➔ One hundred thirty-six (136) graduates represents a 97% increase over 2004-2005 (n=69).
- ➔ Graduate programs in nursing report 34 individuals completed a nursing education track, a 42% increase from 2004-2005 (n=24).
- ➔ Ten individuals graduated with a PhD degree from a Washington State nursing program in 2005-2006.



PRE-LICENSURE CLINICAL HOURS

The rules governing nursing education in Washington State do not specify a minimum number of clinical or theory hours for the required content areas. Access to quality clinical learning experiences is a major issue for our nursing programs and has become an acute problem as programs try to expand. Large variances among programs have been noted, including for example, some LPN programs requiring more clinical hours in psychiatric or pediatric (care of children) nursing than some RN programs. Although not required in rule, research is showing that role transition from nursing student to licensed nurse is facilitated by clinical experiences at the end of the nursing program where the soon-to-be-graduate is paired with a licensed nurse. To aid nursing faculty in evaluating clinical hour requirements in their nursing program, pre-licensure clinical hours' are presented below. The data are organized both by content area and by type of licensed nursing program.

Fundamentals

	<i>LPN</i>	<i>LPN to AD-RN</i>	<i>AD-RN</i>	<i>BS/ME - RN</i>
Minimum/Maximum	10-110		8-142	60-240
Means (average)	58	66	79	135
Median (mid-point)	54		79	120
	<i>(10 programs)</i>	<i>(1 program)</i>	<i>(18 programs)</i>	<i>(9 programs)</i>

Medical-Surgical

	<i>LPN</i>	<i>LPN to AD-RN</i>	<i>AD-RN</i>	<i>BS/ME - RN</i>
Minimum/Maximum	80-600	66-255	147-580	160-450
Means (average)	252	156	320	258
Median (mid-point)	219	150	286	240
	<i>(10 programs)</i>	<i>(7 programs)</i>	<i>(19 programs)</i>	<i>(9 programs)</i>

Critical Care

	<i>LPN</i>	<i>LPN to AD-RN</i>	<i>AD-RN</i>	<i>BS/ME - RN</i>
Minimum/Maximum	4-64	8-150	8-150	N/A
Means (average)	24	48	37	120
Median (mid-point)	13	28	27	N/A
	<i>(4 programs)</i>	<i>(6 programs)</i>	<i>(14 programs)</i>	<i>(1 program)</i>

Total Medical Surgical

	<i>LPN</i>	<i>LPN to AD-RN</i>	<i>AD-RN</i>	<i>BS/ME - RN</i>
Minimum/Maximum	160-635	100-405	187-684	224-600
Means (average)	330	207	416	388
Median (mid-point)	270	160	404	380
	<i>(12 programs)</i>	<i>(7 programs)</i>	<i>(20 programs)</i>	<i>(11 programs)</i>

Pre-Licensure Clinical Hours

Obstetrics

	<i>LPN</i>	<i>LPN to AD-RN</i>	<i>AD-RN</i>	<i>BS/ME - RN</i>
Minimum/Maximum	11-64	12-75	18-152	45-160
Means (average)	34	39	59	82
Median (mid-point)	32	36	43	90
	<i>(12 programs)</i>	<i>(7 programs)</i>	<i>(19 programs)</i>	<i>(11 programs)</i>

Pediatrics

	<i>LPN</i>	<i>LPN to AD-RN</i>	<i>AD-RN</i>	<i>BSME-RN</i>
Minimum/Maximum	11-86	12-80	24-106	58-160
Means (average)	41	43	61	93
Median (mid-point)	38	42	64	112
	<i>(12 programs)</i>	<i>(6 programs)</i>	<i>(17 programs)</i>	<i>(10 programs)</i>

Psychiatric

	<i>LPN</i>	<i>LPN to AD-RN</i>	<i>AD-RN</i>	<i>BSME-RN</i>
Minimum/Maximum	11-270	12-92	24-145	70-180
Means (average)	81	37	71	103
Median (mid-point)	44	30	66	110
	<i>(12 programs)</i>	<i>(7 programs)</i>	<i>(20 programs)</i>	<i>(11 programs)</i>

Role Assimilation / Preceptorship

	<i>LPN</i>	<i>LPN to AD-RN</i>	<i>AD-RN</i>	<i>BSME-RN</i>
Minimum/Maximum	11-160	30-180	72-230	105-252
Means (average)	85	116	146	175
Median (mid-point)	76	114	136	162
	<i>(6 programs)</i>	<i>(6 programs)</i>	<i>(8 programs)</i>	<i>(6 programs)</i>

PRE-LICENSURE NURSING PROGRAMS FREQUENTLY ASKED QUESTIONS

The data below addresses general questions commonly asked among our nursing programs:

Question	What percent of the Director's position is release time for administrative duties?
Summary	Minimum/Maximum: 5 - 100% Mean: 72% Median: 75% (<i>Thirty-seven programs reported.</i>)
Question	How is the director's position classified?
Summary	Faculty: 23 Administrator: 12 (<i>Thirty-seven programs reported. Two programs stated both.</i>)
Question	Is the program using a national exam or series of exams to help measure learning?
Summary	Twenty-two programs use Assessment Technologies Inc., five use Health Education Systems Inc., four use no national exams, one program uses National League for Nursing; and one uses Educational Resources Inc. (<i>Thirty-eight programs reported</i>)
Question	How is distance technology in your nursing program used?
Summary	Web-enhanced/blackboard: 15 Specific courses offered: 4 Portion of some courses: 5 Interactive television: 3 None reported: 13
Question	What is the total number of hours of simulation technology in your nursing programs?
Summary	Nineteen programs reported no use of simulation technology, and two programs stated the number of hours varied. Of the 17 programs stating specific hours, ranging from 8-150 hours, with a mean of 52 hours and a median of 25 hours of simulation technology.
Question	Is there a portion of the curriculum focusing specifically on gerontology/care of the aged ?
Summary	Four programs reported no gerontology focus. Thirteen nursing programs reported a specific gerontology course, or a major focus of gerontology in a large credit course. Specific objectives focused on gerontology throughout the nursing program were reported by 21 programs.

NURSING SHORTAGE

This section of the survey helps to identify how the pre-licensure nursing programs are responding to the nursing shortage.

ENROLLMENT

To gain perspective on Washington State nursing programs efforts to increase production of licensed nurses, nursing directors have been asked to give fall enrollment figures, including a five year projection. Data from the 2004-2005 and 2005-2006 annual reports are summarized below. These data illustrate that our nursing programs continue to expand and project ongoing expansion in the future.

Fall Term Enrollments		
<i>Year</i>	<i>Enrollment</i>	<i>Trend</i>
2000	2503	
2001	3121	<i>25% increase from 2000</i>
2005	4403	<i>76% increase from 2000</i>
2006	4683	<i>87% increase from 2000; 6% increase from 2005</i>
2010	4839	<i>93% increase from 2000; 20% increase from 2005</i>
2011	5649	<i>127% increase from 2000; 21% increase from 2006; 17% increase from 2010</i>

Enrollment has increased by:

- Twenty-six schools increased the number of students admitted.
- Thirteen schools added timing for admission.
- Eight schools added another pre-licensure program.

The two major factors limiting nursing programs' ability to expand are a shortage of qualified nursing faculty and lack of availability of adequate sites for clinical experiences for student nurses. Information on the following pages relate to these two issues.

CLINICAL PLACEMENTS

HOW SCHOOLS MANAGED CLINICAL PLACEMENT OF ADDITIONAL PRE-LICENSURE STUDENTS BY:

- ➔ Twenty added day shifts
- ➔ Twelve added weekend shifts
- ➔ Twenty-seven added evening shifts
- ➔ Seven added night shifts
- ➔ Seven added home health sites
- ➔ Fifteen added out-patient sites
- ➔ Eight added school health sites
- ➔ Four reduced direct care clinical hours

AVAILABILITY OF CLINICAL SITES

Twenty-one programs responded that the availability of clinical sites was adequate. Fifteen programs responded that clinical sites were inadequate as described below:

- ➔ Practical nurse students are being pushed out of acute care (3 programs)
- ➔ Limited acute care pediatrics (7 programs)
- ➔ Limited psychiatric (7 programs)
- ➔ Limited obstetrics (3 programs)
- ➔ Lost medical-surgical site (3 programs)
- ➔ Need more acute care (3 programs)
- ➔ Need higher level care (1 program)
- ➔ Low patient census (1 program)

IMPACTS TO NURSING PROGRAMS

Twenty-six responded that their nursing program has been impacted in maintaining/finding clinical sites by other nursing programs in the area. Eight responded they were not impacted.

Programs indicated they were impacted because:

- ➔ New RN programs in our area (2 programs)
- ➔ Especially re: preceptors (2 programs)
- ➔ A program not honoring nursing clinical placement district agreements (2 programs)

HOW SCHOOLS MANAGE ISSUES RELATED TO CLINICAL PLACEMENTS

- ➔ Work with other schools and hospitals on a plan (14 programs)
- ➔ Use of clinical placement district (8 programs)
- ➔ Have a clinical placement coordinator (6 programs)
- ➔ Improved nursing lab (3 programs)
- ➔ Add shifts (3 programs)
- ➔ Limit enrollment (2 programs)
- ➔ Substitute day care center when lost acute pediatrics site (2 programs)
- ➔ More community-based experience (2 programs)
- ➔ Increase in skilled nursing facility and sub-acute care sites with curriculum revision (1 program)
- ➔ Decreased hours in psychiatric and obstetrical nursing (1 program)
- ➔ More creative scheduling (1 program)
- ➔ Less students per faculty in clinical (1 program)

NURSING FACULTY

NUMBER OF FACULTY VACANCIES NURSING PROGRAMS FOR FALL 2005

Full-time: 43 Part-time: 73

FACULTY POSITIONS FILLED

Full-time: 39 Part-time: 71

FACULTY RESIGNED IN 2005-2006 DUE TO HIGHER SALARIES OFFERED IN PRACTICE SETTINGS

Full-time: 20 Part-time: 14

HOW MANY POTENTIAL FACULTY DECLINED POSITIONS IN 2005-2006 DUE TO LOW SALARY

Full-time: 34 Part-time: 28

FULL-TIME FACULTY EXPECTED TO RETIRE BY 2010

Full-time: 83

STRATEGIES USED TO ADD FACULTY

- ➔ Added full time positions: 24 programs / 49 faculty
- ➔ Added part-time positions: 21 programs / 88 faculty
- ➔ Other methods:
 - Shared faculty with another nursing program (1 program)
 - Shared faculty with a health care faculty (1 program)
 - Faculty paid overload (1 program)
 - Added content experts to help teach (1 program)

STRATEGIES USED TO ATTRACT NEW FACULTY

- ➔ Competitive salary (12 programs)
- ➔ Shared positions (10 programs)
- ➔ Flexible work hours (20 programs)
- ➔ Professional development/education (28 programs)
- ➔ Additional time for student mentoring (workload adjustment) - (8 programs)
- ➔ Planned mentoring by tenured faculty (21 programs)
- ➔ Other:
Retirement/benefit package (3 programs); great work environment (3 programs); guaranteed hours; job satisfaction; tuition assistance for children; desire to teach; independence; creativity; stipend for team meetings/evaluation.

STRATEGIES USED TO RETAIN CURRENT FACULTY

- ➔ Salary adjustment to reflect tenure (13 programs)
- ➔ Reduced workload (4 programs)
- ➔ Competitive salary (9 programs)
- ➔ Shared positions (9 programs)
- ➔ Flexible work hours (19 programs)
- ➔ Professional development/education (30 programs)

- ➔ Additional time for student mentoring (workload adjustment) – (7 programs)
- ➔ Planned mentoring by tenured faculty (16 programs)
- ➔ Other:
Retirement/benefit package (3); great work environment:(3); create “culture of caring” for faculty and students; intellectually stimulating/rewarding work environment; mutual support; pride in creating/maintaining quality program; planned assimilation/social interaction; support for doctoral study; support for research and conference attendance.

STRATEGIES CRITICAL TO EXPANDING THE NUMBER OF NURSING FACULTY

- ➔ Salary increases at par with healthcare industry (30 programs)
- ➔ Partial retirement packages for aging faculty (19 programs)
- ➔ Joint appointments (22 programs)
- ➔ Other:
Benefits and pay for preparation as well as contact hours for part time faculty; sharing faculty; reduced, more manageable workloads (2); support for scholarly research, professional meeting attendance; encourage alumni to pursue graduate education and return to teach; send BSN faculty to school.

COMMUNITY AND TECHNICAL COLLEGE FULL-TIME FACULTY MONTHLY SALARIES

	<i>Mean</i>	<i>Minimum/Maximum</i>
<i>BSN prepared</i>	\$3,500 to \$4,950	\$3,500 to \$5,800
<i>MN/MSN prepared</i>	\$4,652 to \$5,394	\$3,500 to \$5,800
<i>PhD prepared</i>	<i>(no data)</i>	<i>(no data)</i>
<i>Maximum nursing faculty salary:</i>		\$4,833 to \$6,300

PUBLIC AND PRIVATE UNIVERSITY AND COLLEGE FULL-TIME FACULTY ANNUAL SALARIES

	<i>Mean</i>	<i>Minimum/Maximum</i>
<i>Instructor</i>	\$43, 000 to 55,000	\$34, 000 to \$58,000
<i>Clinical Ranked Faculty</i>	\$47,000	\$40, 000 to \$50,000
<i>Assistant Professor</i>	\$50, 000 to \$66,000	\$50,000 to \$69,000
<i>Associate Professor</i>	\$49,000 to \$75,000	\$49,000 to \$84,000
<i>Professor</i>	\$79,000 to \$85,000	\$74,000 to \$158,000

APPENDIX A – *Approved Schools of Nursing in Washington*

LICENSED PRACTICAL NURSING PROGRAMS

<p>Bates Technical College PN Program 1101 S Yakima Tacoma, WA 98405 Phone: (253) 680-7000</p>	<p>Green River Community College Nursing Department 12401 SE 320th St. Auburn, WA 98092 Phone: (253) 833-9111</p>	<p>South Puget Sound Community College School of Nursing 2011 Mottman Rd. SE Olympia, WA 98512 Phone: (360) 754-7711</p>
<p>Bellingham Technical College * 3028 Lindburgh Avenue Bellingham, WA 98225-1559 Phone: (360) 752-7000</p>	<p>Heritage College ** Nursing Program 3240 Fort Rd. Toppenish WA 98948 Phone: (509) 865-8500</p>	<p>South Seattle Community College Nursing Program 6000 16th Avenue SW Seattle WA 98106 Phone: (206)768-6414</p>
<p>Big Bend Community College * Nursing Department 7662 Chanute St. Moses Lake, WA 98837 Phone: (509) 793-2222</p>	<p>Lake Washington Technical College* Nursing Program 11605 132nd Avenue NE Kirkland, WA 98034 Phone: (425) 739-8100</p>	<p>Spokane Community College * Nursing Education 1810 N Greene St. MS 2090 Spokane, WA 99217 Phone: (509) 533-7000</p>
<p>Centralia College * Nursing Program 600 W Locust Centralia, WA 98531 Phone: (360) 736-9391</p>	<p>Lower Columbia College * School of Nursing 1600 Maple Street Longview, WA 98632 Phone: (360) 442-2860</p>	<p>Walla Walla Community College * Nursing Education 500 Tausick Way Walla Walla, WA 99362 Phone: (509) 527-4240</p>
<p>Clover Park Technical College* Nursing Department 4500 Steilacoom Blvd. SW Tacoma, WA 98499 Phone: (253) 589-5800</p>	<p>North Seattle Community College* Nursing Program 9600 College Way North Seattle, WA 98103 Phone: (206) 587-4100</p>	<p>Wenatchee Valley College * Nursing Program 1300 5th Street Wenatchee, WA 98801 Phone: (509) 682-6800</p>
<p>Columbia Basin College * Nursing Program 2600 N 20th Ave. Pasco, WA 99301 Phone: (509) 547-0511</p>	<p>Olympic College * Nursing Program 1600 Chester Ave. Bremerton, WA 98377-1699 Phone: (360) 792-6050</p>	<p>Yakima Valley Community College * Nursing Program PO Box 22520 Yakima, WA 98907-2520 Phone: (509) 422-7800</p>
<p>Everett Community College* Nursing Department 2000 Tower St. Everett, WA 98201-1327 Phone: (425) 388-9100</p>	<p>Renton Technical College* Nursing Program 3000 NE 4th Street Renton, WA 98056 Phone: (425) 235-2352</p>	
<p>Grays Harbor Community College* Nursing Department 1620 Edward P Smith Drive Aberdeen, WA 98520 Phone: (360) 532-9020</p>	<p>Skagit Valley College – Whidbey Island 1900 SE Pioneer Way Oak Harbor, WA 98277 Phone: (360) 679-5323</p>	<p>*Step Program ** Initial Approval of Program (new program granted right to accept students)</p>

Approved Schools of Nursing in Washington

ASSOCIATE DEGREE PROGRAMS (RN)

<p>Bellevue Community College Main Campus, Rm R140-A 3000 Landerholm Circle SE Bellevue, WA 98007-6484 Phone: (425) 564-1000</p>	<p>Highline Community College PO Box 98000 Des Moines, WA 98198-9800 Phone: (206) 878-3710 Ext 3471</p>	<p>Shoreline Community College Nursing Program 16101 Greenwood Ave N Seattle, WA 98133 Phone: (206) 546-4743</p>
<p>Bellingham Technical College */** 3028 Lindburgh Avenue Bellingham, WA 98225-1559 Phone: (360) 752-7000</p>	<p>Lake Washington Tech. College */** Nursing Program 11605 132nd Avenue NE Kirkland, WA 98034 Phone: (425) 739-8100</p>	<p>Skagit Valley College – Mt Vernon * Nursing Department 2405 E. College Way Mt Vernon, WA 98273 Phone: (360) 416-7875</p>
<p>Big Bend Community College * Nursing Department 7662 Chanute St. Moses Lake, WA 98837 Phone: (509)793-2222</p>	<p>Lower Columbia College * Nursing Program 1600 Maple Street Longview, WA 98632 Phone: (360) 442-2860</p>	<p>Sound Puget Sound Comm. College * School of Nursing 2011 Mottman Rd. SE Olympia, WA 98512 Phone: (360) 768-6414</p>
<p>Centralia Community College */** Nursing Program 600 W Locust Centralia, WA 98531 Phone: (360) 736-9391</p>	<p>North Seattle Community College * Nursing Program 9600 College Way North Seattle, WA 98103-3599 Phone: (206) 527-3600</p>	<p>Spokane Community College * Nursing Education N. 1810 Greene St. MS 2090 Spokane, WA 99217 Phone: (509) 533-7000</p>
<p>Clark College 1800 E. McLoughlin Blvd. Vancouver, WA 98663 Phone: (360) 992-2000</p>	<p>Olympic College * Nursing Program 1600 Chester Ave. Bremerton, WA 98377-1699 Phone: (360) 394-2760</p>	<p>Tacoma Community College Nursing Program 6501 S 19th St. Tacoma, WA 98466 Phone: (253) 566-5000</p>
<p>Clover Park Technical College */** Nursing Department 4500 Steilacoom Blvd. SW Lakewood, WA 98499-4098 Phone: (253) 589-5800</p>	<p>Peninsula College Nursing Program 1502 East Lauridsen Blvd. Port Angeles, WA 98362 Phone: (360) 417-6455</p>	<p>Walla Walla Community College * Nursing Education 500 Tausick Way Walla Walla, WA 99362 Phone: (509) 527-4240</p>
<p>Columbia Basin College * Nursing Program 2600 N 20th Ave. Pasco, WA 99301 Phone: (509) 372-7680</p>	<p>Pierce College – Puyallup */** Nursing Program 1601 39th Avenue SE Puyallup WA 98374-2222 Phone: (253) 864-3272</p>	<p>Wenatchee Valley College * Nursing Program 1300 5th Street Wenatchee, WA 98801 Phone: (509) 682-6800</p>
<p>Everett Community College * Nursing Department 2000 Tower St. Everett, WA 98201-1327 Phone: (425) 388-9463</p>	<p>Renton Technical College */** Nursing Program 3000 NE 4th Street Renton, WA 98056 Phone: (425) 235-2352</p>	<p>Whatcom Community College */** Nursing Program 237 West Kellogg Rd Bellingham, WA 98237 Phone: (360) 676-2170</p>
<p>Grays Harbor Community College * Nursing Department 1620 Edward P Smith Drive Aberdeen, WA 98520 Phone: (360) 538-4148</p>	<p>Seattle Central Community College Nursing Program 1701 Broadway Seattle, WA 98122 Phone: (206) 587-4123</p>	<p>Yakima Valley Community College * Nursing Program N. 16th & Nob Hill Blvd Yakima, WA 98907-2520 Phone: (509) 574-4902</p>

Approved Schools of Nursing in Washington

BACCALAUREATE DEGREE PROGRAMS (RN)

Gonzaga University ** Dept. Of Nursing 502 E. Boone Ave. Spokane, WA 99258-0038 Phone: (800) 986-9585	Seattle Pacific University Lydia Green Nursing Program 3307 3 rd Avenue West Seattle, WA 98119 Phone: (206) 281-2233	Walla Walla College School of Nursing 10345 SE Market St. Portland, OR 97216 Phone: (800) 541-8900 / (503) 251-6115
Northwest University Buntain School of Nursing 5520 108 th Ave. NE Kirkland, WA 98033 Phone: (425) 822-8266	Seattle University College of Nursing 901-12 Ave Seattle, WA 98122-1090 Phone: (206) 296-5600	Washington State University Intercollegiate College of Nursing 2917 W Ft George Wright Dr Spokane, WA 99204 Phone: (509) 358-7978
Pacific Lutheran University School of Nursing – Ramstad 214 Tacoma, WA 98447 Phone: (253) 535-7672	University of Washington School of Nursing Box 357260 Seattle, WA 98195 Phone: (206) 543-8736	*Step Program ** Initial Approval of Program (new program granted right to accept students)

MASTERS IN NURSING & RN TO BSN PROGRAMS

RN-BSN MSN Gonzaga University Department of Nursing 502 E. Boone Ave. AD Box 38 Spokane, WA 99258 Phone: (800) 986-9585	RN-BSN MN University of Washington – Tacoma UWT Nursing Program 1900 Commerce - Box 358421 Tacoma, WA 98402-3100 Phone: (253) 692-4000
LPN to BSN MSN Master's Entry Pacific Lutheran University School of Nursing Tacoma, WA 98447 Phone: (253) 531-6900	BSN RN-BSN RN-MN MN PhD Washington State University - Spokane Intercollegiate College of Nursing 2917 W Ft George Wright Dr Spokane, WA 99224 Phone: (509) 324-7360
RN-BSN MSN Seattle Pacific University School of Health Sciences 3307 3 rd Avenue West Seattle, WA 98119 Phone: (206) 296-6000	RN-BSN RN-MN MN Washington State University - Vancouver Intercollegiate College for Nursing 14204 NE Salmon Creek Ave. Vancouver, WA 98686 Phone: (360) 546-9752
MSN Master's Entry Seattle University School of Nursing 900 Broadway Seattle, WA 98122 Phone: (206) 296-6000	BSN RN-BSN RN-MN MN Washington State University - Yakima Intercollegiate College for Nursing 1401 W. Prasch Ave. Yakima, WA 98902 Phone: (509) 494-7900
MSN Graduate Entry (GEPN) University of Washington - Seattle UWS Nursing Program Box 357260 Seattle, WA 98195-7260 Phone: (206) 543-8736	BSN RN-BSN RN-MN MN Washington State University – Tri Cities Intercollegiate College for Nursing 2710 University Drive Richland, WA 99352-1643 Phone: (509) 372-7183
RN-BSN MN University of Washington - Bothell UWB Nursing Program 18115 Campus Way NE Bothell, WA 98011-8246 Phone: (425) 352-5000	RN-BSN web-based program Washington State University – Statewide

APPENDIX B - NCLEX® School Reports: ADN-LPN-BSN-MPN

ADN - NCLEX® SCHOOL REPORTS

	2002	2003	2004	2005	2006
Bellevue Community College	31/42 = 74%	39/40 = 97.5%	43/47 = 91.5%	43/48 = 91.7%	47/47 = 100%
Bellingham Technical College					19/22 = 86.4%
Big Bend Community College		12/14 = 85.7%	18/19 = 94.7%	15/21 = 71.4%	15/18 = 83.3%
Centralia College					21/22 = 95.5%
Clark College	4/6 = 66.7%	72/77 = 93.5%	75/81 = 92.6%	87/92 = 94.6%	92/96 = 95.8%
Columbia Basin College	50/62 = 81%	39/46 = 84.8%	38/42 = 90.5%	42/56 = 75%	39/43 = 90.7%
Everett Community College	44/48 = 92%	41/43 = 95.4%	67/71 = 94.4%	73/74 = 98.6%	84/85 = 98.8%
Grays Harbor College	19/21 = 90%	18/22 = 81.8%	21/28 = 75%	20/29 = 68.9%	21/29 = 72.4%
Highline Community College	47/56 = 84%	46/57 = 80.7%	51/58 = 87.9%	54/64 = 84.4%	51/60 = 85%
Lake Washington Technical College					32/39 = 82%
Lower Columbia College	22/24 = 91.6%	40/46 = 87%	45/50 = 90%	48/53 = 90.6%	74/80 = 92.5%
N Seattle Community College				14/15 = 93%	23/24 = 95.8%
Olympic College	34/37 = 92%	40/46 = 87%	46/55 = 83.6%	41/46 = 89.1%	54/62 = 87%
Peninsula College	13/13 = 100%	16/19 = 84.2%	14/15 = 93.3%	20/23 = 87%	17/18 = 94%
Pierce College				9/11 = 82%	23/27 = 85.2%
Seattle Central Community College		15/22 = 68.2%	15/21 = 71.4%	27/30 = 90%	21/22 = 95.5%
Shoreline Community College	70/73 = 96%	83/86 = 96.5%	87/91 = 95.6%	80/85 = 94%	86/88 = 97.7%
Skagit Valley College	42/45 = 93%	37/38 = 97.4%	55/60 = 91.7%	43/49 = 87.8%	78/82 = 95%
South Puget Sound Community College	26/28 = 93%	39/45 = 86.7%	49/61 = 80.3%	42/55 = 76.4%	44/52 = 84.6%
Spokane Community College	64/69 = 93%	101/107 = 94.4%	103/121 = 85.1%	90/103 = 87.4%	134/142 = 94.4%
Tacoma Community College	38/39 = 97%	52/59 = 88.2%	50/61 = 82%	69/72 = 95.8%	79/85 = 92.9%

ADN - NCLEX® SCHOOL REPORTS

	2002	2003	2004	2005	2006
Walla Walla Community College	55/64 = 86%	84/93 = 90.3%	82/99 = 82.8%	98/126 = 77.8%	112/123 = 91.1%
Wenatchee Valley College	31/33 = 94%	50/62 = 80.7%	56/65 = 86.2%	54/63 = 85.7%	60/76 = 78.9%
Whatcom Community College					
Yakima Community College	30/31 = 97%	48/57 = 84.2%	43/54 = 79.6%	47/54 = 87%	42/46 = 91.3%

BSN – MEPN - NCLEX® SCHOOL REPORTS

	2002	2003	2004	2005	2006
Gonzaga University - BSN					
Northwest University - BSN	0/1 = 0%	11/16 = 68.8%	22/30 = 73.3%	25/32 = 78%	20/28 = 71.4%
Pacific Lutheran University - BSN	66/70 = 94%	49/54 = 90.7%	75/86 = 87.2%	63/66 = 95%	77/84 = 91.7%
Pacific Lutheran University - MEPN				11/11 = 100%	19/20 = 95%
Seattle Pacific University - BSN	44/51 = 86%	44/50 = 88%	36/54 = 66.7%	39/49 = 80%	44/44 = 100%
Seattle University - BSN	29/35 = 83%	92/107 = 86%	95/108 = 88%	83/95 = 87%	96/103 = 93%
Seattle University- MEPN				19/19 = 100%	25/25 = 100%
University of Washington - BSN	73/77 = 95%	71/80 = 88.8%	74/80 = 92.5%	88/93 = 94.6%	104/114 = 91.2%
University of Washington - MEPN				19/19 = 100%	7/7 = 100%
Walla Walla College - BSN		38/41 = 92.7%	32/41 = 78.1%	45/46 = 97.8%	44/47 = 93.6%
Washington State University/–ICNE - BSN	114/135 = 84%	142/151 = 94%	154/166 = 92.8%	161/178 = 90%	200/218 = 91.7%

LPN - NCLEX® SCHOOL REPORTS

	2002	2003	2004	2005	2006
Bates Technical College	63/63 = 100%	46/46 = 100%	61/62 = 98.4%	69/69 = 100%	72/74 = 97.3%
Bellingham Technical College	42/50 = 84%	50/58 = 86.2%	78/81 = 96.3%	68/74 = 91.9%	76/82 = 92.7%
Big Bend Community College	16/17 = 94%	21/21 = 100%	19/21 = 90.5%	12/12 = 100%	20/20 = 100%
Centralia College	26/28 = 93%	24/25 = 96%	43/44 = 97.7%	35/41 = 85.4%	19/20 = 95%

ADN - NCLEX® SCHOOL REPORTS

	2002	2003	2004	2005	2006
Clark College	13/13 = 100%	2/2 = 100%			2/2 = 100%
Clover Park Tech	60/62 = 97%	89/90 = 98.9%	91/91 = 100%	68/71 = 95.9%	80/82 = 97.6%
Columbia Basin College	33/34 = 97%	34/34 = 100%	50/52 = 96.2%	36/36 = 100%	31/31 = 100%
Everett Community College	13/13 = 100%	27/27 = 100%	34/34 = 100%	34/34 = 100%	22/22 = 100%
Grays Harbor College	9/12 = 75%	26/27 = 96.3%	30/34 = 88%	36/38 = 94.7%	39/40 = 97.5%
Green River Community College	12/12 = 100%	36/39 = 92.3%	35/36 = 97.2%	21/24 = 87.4%	23/24 = 95.8%
Heritage College					19/26 = 73.1%
Lake Washington Tech	28/35 = 80%	62/68 = 91.2%	39/41 = 95.1%	60/67 = 89%	30/34 = 88.2%
Lower Columbia College		38/38 = 100%	62/62 = 100%	73/74 = 98.7%	66/66 = 100%
North Seattle Community College		23/25 = 92%	41/42 = 97.6%	33/36 = 91.7%	61/61 = 100%
Olympic College			12/15 = 80%	20/25 = 80%	34/37 = 91.9%
Renton Technical College		54/56 = 96%	29/36 = 80.6%	75/79 = 94.9%	35/37 = 94.6%
Skagit Valley - Whidbey		27/29 = 93%	29/31 = 93.6%	53/57 = 93%	41/53 = 77.4%
Skagit Valley College		10/10 = 100%	5/5 = 100%	13/13 = 100%	11/11 = 100%
South Puget Sound Community College		23/24 = 96%	46/46 = 100%	28/28 = 100%	28/28 = 100%
South Seattle Community College				23/25 = 92%	26/34 = 76.5%
Spokane Community College		49/49 = 100%	63/65 = 96.9%	52/53 = 98.1%	59/61 = 96.7%
Walla Walla Community College		39/39 = 100%	42/43 = 97.7%	51/52 = 98.1%	35/35 = 100%
Wenatchee Valley College		60/62 = 96.7%	64/64 = 100%	66/66 = 100%	60/60 = 100%
Yakima Community College		33/35 = 94%	51/51 = 100%	53/59 = 94.9%	56/56 = 100%



DOH 669-265

Public Health – *Always Working for a Safer and Healthier Washington*