

Total Patients Per Day

2017	2019	2020
133	139	138



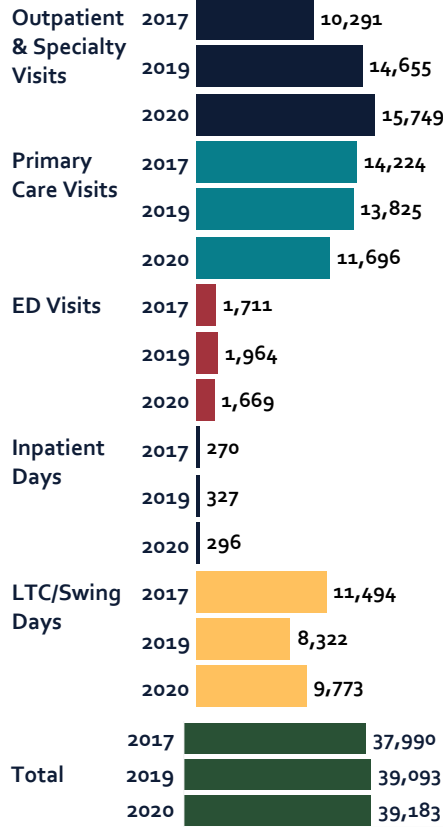
Acute Inpatients Per Day

2017	2019	2020
0.7	0.9	0.8

Services Offered

Behavioral Health	✓
Dental	✓
Emergency	✓
Inpatient	✓
LTC/Swing	✓
Primary Care	✓
Rehabilitation	✓
Wound Care	✓

Service Volume



History

Columbia County Health System (Columbia), operated by Columbia County Public Hospital District, became a Critical Access Hospital in 2000 after meeting the federal and state designation requirements in the Washington State's Rural Health Plan and the Medicare Conditions of Participation. The District was established in 1960 with the vision and mission of providing high quality healthcare to the local communities, and the Hospital opened, using Hill-Burton funds, in 1964. The geographic boundaries of the District include all of Columbia County, as well as the Waitsburg area located in adjacent Walla Walla County. In 2016, and with voter support, a renovation project at the Hospital was undertaken that reworked space for efficiencies, patient privacy and enhanced security. Columbia has participated in a Medicare ACO for more than six years.

Today

According to data from its Medicare ACO, 90% of all Medicare primary care in the County is provided by Columbia. Columbia is a statewide leader in services to support aging within the community and is focused on building additional, equitable supportive services for our community. It has continued to support both its skilled nursing services as well as programs and services aimed at enabling aging residents to remain safety at home. Due both to resident/family preference and State Medicaid reimbursements which do not cover the costs of care, Columbia is in the process of migrating from the traditional nursing home model to an assisted living model. The goal of the more residential, home-like care environment is to increase quality of life. It will also support post-pandemic long-term care; as the smaller environment will help prevent the spread of disease that was witnessed in nursing homes during the COVID pandemic, while greatly reducing costs to the State Medicaid program. Columbia is also in process of applying, via the certificate of need process, for a home health agency. We currently send our palliative care and rural health clinic staff to provide home services to frail elderly with no reimbursement. Current Medicare certified home health services in the community are sporadic and often delayed. The addition of home health will increase access while assuring that Columbia is appropriately reimbursed. In an effort to respond to a documented need for more behavioral health support, Columbia entered into an agreement with the University of Washington's Advancing Integrated Mental Health Center (AIMS) program. Behavioral health services are now integrated with Columbia's primary care services. In 2021, again in response to data showing that 49% of adult residents had not visited a dentist in the past year, Columbia opened a dental clinic, with support from the State's Capital budget.

COVID's Impact

Columbia has offered COVID-19 testing since the beginning of the pandemic and to date has performed more than 5,992 tests.

Between 2019 and 2020 charity care doubled and bad debt increased by 50%. During the same time frame, ED and primary care visits declined by 16%

In late 2021 and early 2022, Columbia has been impacted by staff shortages that started when staff resigned or were fired over the Governor's vaccine mandate and compounded with high positivity rates under Omicron. This has resulted in clinic closures.

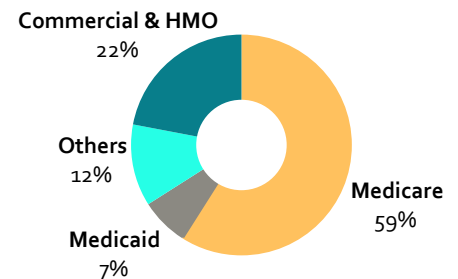


3.2K
COVID-19
Vaccines
Administered

Financial Indicators & Market Share

	2017	2019	2020
Cost of Charity Care	\$61,657	\$69,349	\$142,240
Cost of Bad Debt	\$752,527	\$356,689	\$544,046
Net Patient Revenue	\$17,037,822	\$19,065,157	\$22,168,084
Operating Margin	-2.8%	-4.2%	-0.6%
Total Margin (Operations & Taxes)	4.1%	2.2%	11.5%
Service Area Inpatient Market Share	27.9%	35.1%	36.6%
Inpt Mkt Share Medicare/caid	31.5%	41.5%	40.2%
Inpt Mkt Share HMO/Commercial	13.7%	8.5%	10.5%

2020 Payer Mix



Unless indicated, all data is from CHARS or internal sources.



Community Characteristics

Columbia County, nestled within the Blue Mountains, has a population density of 4.7 persons per square mile and is the second least populated county in the state. The average age of the community is 50 years old with 26% of the population over the age of 65. In 2025 more than 29% of residents will be over the age of 65. In comparison to other rural areas of the State, Columbia County's graduation rate is higher. It is less ethnically and racially diverse, and its percent of households with income less than 200% of the federal poverty level is significantly higher.

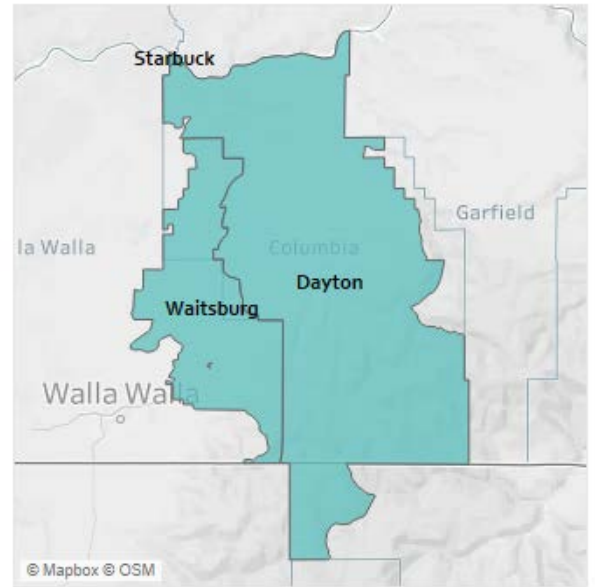
Top Employers

Blue Mountain Energy
Columbia County Health System
Washington Department of Fish & Wildlife
Bluewood Ski Area
Agriculture and Forestry Industry

Community Outreach

- Care Coordination & Transitions
- Chronic Disease Management
- Community Health Worker/Outreach
- Health Benefits Enrollment Assistance
- Health Education & Screenings
- Immunizations
- Smoking Cessation
- Support Groups

Columbia County Health System, Dayton General Hospital Service Area



Socioeconomic Characteristics



91% of those age 25 and Older are High School Graduates

1% Higher than Washington



28.7% of Households with Income Less than 200% of the FPL

12% Higher than Washington



5% Unemployment Rate

4% Lower than Washington

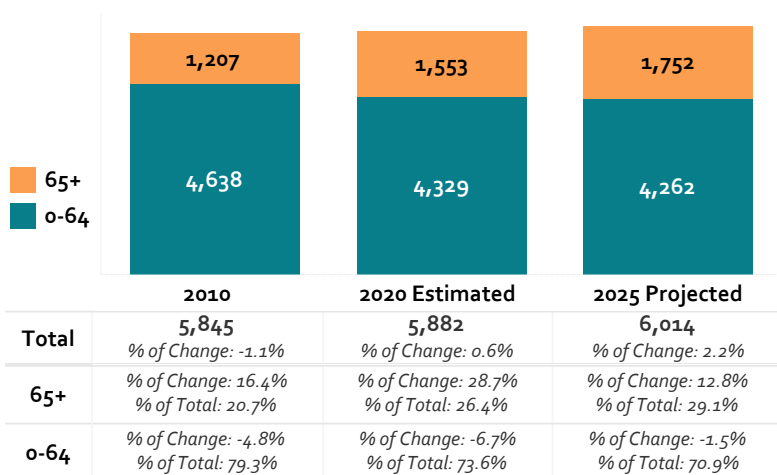


5% are Uninsured

22% Lower than Washington

Source: American Community Survey

Population



PREPARED BY:
(206) 441 - 0971
healthfac@healthfacilitiesplanning.com



HEALTH FACILITIES PLANNING & DEVELOPMENT
RESEARCH · DATA · ANALYTICS · STRATEGY · IMPLEMENTATION

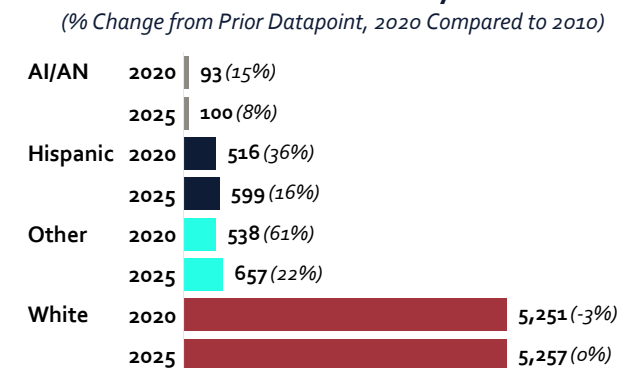
Health Status



Adults Who Smoke: Adults who report having smoke 100 or more cigarettes in their lifetime and currently smoke every day or some days.
Binge Drinkers: Males having 5+ drinks on one occasion; females having 4+ or more drinks on one occasion.

Source: American Community Survey

Race & Ethnicity



Hispanic category includes the entire hispanic population regardless of race. Other includes black, native Hawaiian, 2+ Races, and other.
Source: Claritas