



Cascades 3.7 Training Materials
Food Benefits

Cascades 3.7

- We'll implement on **Monday, October 18th**
- We divided the training into 2 PowerPoint presentations
 - Each PowerPoint is self-guided
 - The PowerPoints aren't narrated
 - We provided additional information in a Notes handout
 - You can also see the notes using the PowerPoint Notes view
- Please review the topics related to your role in the clinic



Cascades 3.7 Enhancement Release

We'll implement Cascades 3.7 in clinics across the state on Monday, October 18th. This is Washington WIC's 3rd enhancement of Cascades. The state System Enhancement Committee (SEC) reviews all enhancement requests and uses specific criteria to determine what goes into each release. The criteria includes: federal requirements, usability, benefit issuance, participation, as well as budget and resources.

We divided the training on the system changes into 2 PowerPoint presentations. Each presentation is self-guided without narration. We provided additional information in the notes hand-out or by viewing the PowerPoint Notes view. This presentation covers the food related changes which are listed on the next slide. The other presentation covers the non-food benefit related changes. Each presentation is self-guided without narration. This food benefit power point will take ~60 minutes to complete.

Please review the topics related to your role in the clinic.

Agenda

- Infant Formula – Transition to Rounding Methodology
- Tailoring a Full Formula Prescription – First Month of Life
- Participant BF Multiple Infants - Food Prescription



Infant Formula –
Transition
Rounding Up
Methodology



TERMS

Full Nutrition Benefit (FNB)

- Minimum amount of formula that must be provided to WIC participants
- Serves as the common denominator that ensures all participants receive a similar amount of formula regardless of the physical form issued to them
- Excludes individual nutrition tailoring based on a participant's breastfeeding status

Maximum Monthly Allowance (MMA)

- The upper limit of issuance for each of the physical forms of infant formula that can be provided to WIC participants each month



MONTHLY ISSUANCE METHOD

- How we currently calculate formula issuance
- Issuance of formula on a monthly basis
- Divide the FNB of the infant's food package and feeding options (i.e., partially breastfed or full formula) by the total reconstituted fluid ounce (RFO) yield of the container
- Calculated for each month birth to 11 months



Full nutrition benefit (FNB)
Maximum Monthly Allowance (MMA)

ROUNDING UP METHODOLOGY

- How we will calculate formula issuance starting October 2021
- Must be used when the RFO of an infant formula container is such that the FNB can't be provided without exceeding the MMA
- More closely provides the FNB of formula to participants because the FNB is determined over a timeframe (the number of months the participant receives the package)
- In any given month within the timeframe, the monthly issuance can exceed MMA or fall below FNB, however, the average over the timeframe cannot fall below the FNB
- Timeframes include: 0 months, 1-3 months, 4-5 months, 6-11 months
- The greater amount of formula is always issued first
 - (e.g., if there are 9 cans available over a 2-month timeframe the first month would be 5 cans and the second month would be 4 cans)

Full nutrition benefit (FNB)
Maximum Monthly Allowance (MMA)
Reconstituted Fluid Ounces (RFO)

FROM MONTHLY TO ROUNDING METHOD

Why make the change?

- For some formulas we have been over issuing because CIMS couldn't issue formula using the rounding method.

Why now?

- We waited to make the change to allow WIC staff to become comfortable with Cascades. We didn't want to add to the already heavy lift of learning a new system.

FROM MONTHLY TO ROUNDING METHOD

How does this impact Agency Staff?

- Staff must create a new food prescription for all infants with an existing food prescription the first time benefits are issued following the rollout of Cascades 3.7
- Staff will notice formula amounts fluctuate within each infant age category (i.e., 0 months, 1-3 months, 4-5 months, 6-11 months)
- Staff will need to explain to participants why they are seeing fluctuations in the amount of formula they receive
- Staff don't have to change how they're issuing formula; the system will calculate everything automatically
- Trust the system

WHAT WILL LOOK DIFFERENT IN CASCADES?

CASCADES 3.7 ENHANCEMENT RELEASE

Fully Formula Feeding 1-3 Months Contract & Alternative Contract Powder Formulas

A

Infant Formula					
SimAdvancePwd12.4oz	Month Quantity # Cans	Jul 870 9	Aug 870 9	Sep 870 9	Total 870 / 90 27

A: **Monthly Issuance** – Calculates the number of oz needed each month. In this case it's 870 oz total/mo.

B

Infant Formula					
SimAdvancePwd12.4oz	Month Quantity # Cans	Jul 806 9	Aug 806 9	Sep 806 9	Total 2418 / 90 27

B: **Rounding Method** – Calculates the total formula needed for all 3 months then divides it by the number of fluid oz/can. In this case 2418 oz total is divided by 90 fluid oz/can.

10

WHAT WILL LOOK DIFFERENT IN CASCADES?

BF ≤ Half Package 6-11 Months Contract & Alternative Contract Powder Formulas

A

Infant Formula		Month	Dec	Jan	Feb	Mar	Apr	May	Total
SimAdvancePwd12.4oz	Quantity		348	348	348	348	348	348	348 / 90
	# Cans		3	3	3	3	3	3	18

B

Infant Formula		Month	Dec	Jan	Feb	Mar	Apr	May	Total
SimAdvancePwd12.4oz	Quantity		312	312	312	312	312	312	1872 / 90
	# Cans		4	4	4	3	3	3	21

A: Monthly Issuance – In this scenario, 3 cans/mo are issued because 4 cans per/mo would result in exceeding the MMA

B: Rounding Method – In this scenario, we can issue more cans of formula w/o exceeding the MMA. The participant receives 4 cans the first 3 months and 3 cans the last 3 months

Note: We aren't always able to issue more cans using the rounding method, but it does work here

Full nutrition benefit (FNB)
Maximum Monthly Allowance (MMA)

WHAT WILL LOOK DIFFERENT IN CASCADES? EXAMPLE 1 OF 10

Fully Formula Feeding 1-3 Months Gerber Extensive HA Powder Formula (Exempt)

A

Infant Formula					
Month	Jul	Aug	Sep	Total	
Exten HA Pwd 14.1oz	Quantity 870	870	870	870 / 96	
	# Cans 9	9	9	27	

A: Monthly Issuance

B

Infant Formula					
Month	Sep	Oct	Nov	Total	
Exten HA Pwd 14.1oz	Quantity 806	806	806	2418 / 96	
	# Cans 9	9	8	26	

B: Rounding Method

WHAT WILL LOOK DIFFERENT IN CASCADES? EXAMPLE 2 OF 10

Fully Formula Feeding 4-5 Months Contract & Alternative Contract Powder Formulas

A

Infant Formula				
Sim SensitivePwd12oz	Month	Oct	Nov	Total
	Quantity	960	960	960 / 90
	# Cans	10	10	20

A: Monthly Issuance
B: Rounding Method

B

Infant Formula				
Sim SensitivePwd12oz	Month	Aug	Sep	Total
	Quantity	884	884	1768 / 90
	# Cans	10	10	20

- Note:**
- With 4–5 mo. infants the change in methodology doesn't change the # of cans issued for contract and alternative contract formulas
 - All powder contract formulas are 90 RFO – so they are grouped together here

WHAT WILL LOOK DIFFERENT IN CASCADES? EXAMPLE 3 OF 10

Fully Formula Feeding 4-5 Months Enfamil NeuroPro EnfaCare Powder Formula (Exempt)

A

Infant Formula				
NeuroEnfaCarePwd12.8	Month Quantity # Cans	Oct 960 11	Nov 960 11	Total 960 / 87 22

A: Monthly Issuance

B

Infant Formula				
NeuroEnfaCarePwd12.8	Month Quantity # Cans	Nov 884 11	Dec 884 10	Total 1768 / 87 21

B: Rounding Method

WHAT WILL LOOK DIFFERENT IN CASCADES? EXAMPLE 4 OF 10

Fully Formula Feeding 6-11 Months Contract & Alternative Contract Powder Formulas

A

Infant Formula								
Soy Isomil Pwd12.4oz	Month	Dec	Jan	Feb	Mar	Apr	May	Total
	Quantity	696	696	696	696	696	696	696 / 90
	# Cans	7	7	7	7	7	7	42

A: Monthly Issuance

B

Infant Formula								
Soy Isomil Pwd12.4oz	Month	Aug	Sep	Oct	Nov	Dec	Jan	Total
	Quantity	624	624	624	624	624	624	3744 / 90
	# Cans	7	7	7	7	7	7	42

B: Rounding Method

WHAT WILL LOOK DIFFERENT IN CASCADES? EXAMPLE 5 OF 10

Fully Formula Feeding 6-11 Months Enfamil Nutramigen Powder (Exempt)

A

Infant Formula								
Nutramigen Pwd12.6oz	Month	Dec	Jan	Feb	Mar	Apr	May	Total
	Quantity	696	696	696	696	696	696	696 / 87
	# Cans	8	8	8	8	8	8	48

A: Monthly Issuance

B

Infant Formula								
Nutramigen Pwd12.6oz	Month	Aug	Sep	Oct	Nov	Dec	Jan	Total
	Quantity	624	624	624	624	624	624	3744 / 87
	# Cans	8	8	7	7	7	7	44

B: Rounding Method

WHAT WILL LOOK DIFFERENT IN CASCADES? EXAMPLE 6 OF 10 - DISCUSSION

- Rounding methodology calculates benefit issuance based on age and averages the amount needed over a specific timeframe
 - This results in participants who are the same number of months old but a different number of days old being issued slightly different benefit packages
 - Example:
 - Two 1-month old infants drinking 10 oz of Similac Advance powder/day
 - Infant A is 41 days and Infant B is 53 days on the day they are issued the 1-3 month benefit package
 - Infant A receives 13 cans and Infant B receives 10 cans over the timeframe
 - Infant A receives more because they have more days remaining in the 1–3 month timeframe
- See the next slide for visual representation of this

WHAT WILL LOOK DIFFERENT IN CASCADES? EXAMPLE 6 OF 10

Partially BF \leq Half Package 1-3 Months Contract & Alternative Contract Powder Formulas – 10 oz/day

A		Infant Formula			
SimAdvancePw12.4oz	Month	Jul	Aug	Sep	Total
	Quantity	300	300	300	300 / 90
	# Cans	3	3	3	9

B		Infant Formula			
SimAdvancePw12.4oz	Month	Aug	Sep	Oct	Total
	Quantity	364	364	364	1092 / 90
	# Cans	5	4	4	13

C		Infant Formula			
SimAdvancePw12.4oz	Month	Aug	Sep	Oct	Total
	Quantity	300	300	300	900 / 90
	# Cans	4	3	3	10

A: Monthly Issuance

**B: Rounding Method – Infant
41 days old**

**C: Rounding Method – Infant
53 days old**

WHAT WILL LOOK DIFFERENT IN CASCADES? EXAMPLE 7 OF 10

Partially BF \leq Half Package 1-3 Months Gerber Extensive HA Powder (Exempt) –10 oz/day

A

Infant Formula					
Month	Jul	Aug	Sep	Total	
Exten HA Pwd 14.1oz	Quantity 300	300	300	300 / 96	
	# Cans 3	3	3	9	

A: Monthly Issuance

B

Infant Formula					
Month	Aug	Sep	Oct	Total	
Exten HA Pwd 14.1oz	Quantity 364	364	364	1092 / 96	
	# Cans 4	4	4	12	

B: Rounding Method

Note: Some of the differences in number of cans may be due to how old the infant is (# of days).

WHAT WILL LOOK DIFFERENT IN CASCADES? EXAMPLE 8 OF 10

Partially BF ≤ Half Package 4-5 Months Contract & Alternative Contract Powder Formulas – 14 oz/day

A

Infant Formula				
SimAdvancePwd12.4oz	Month Quantity # Cans	Oct 420 4	Nov 420 4	Total 420 / 90 8

A: Monthly Issuance

B

Infant Formula				
SimAdvancePwd12.4oz	Month Quantity # Cans	Aug 442 5	Sep 442 5	Total 884 / 90 10

B: Rounding Method

Note: Some of the differences in number of cans may be due to how old the infant is (# of days).

WHAT WILL LOOK DIFFERENT IN CASCADES? EXAMPLE 9 OF 10

Partially BF \leq Half Package 4-5 Months Similac
Alimentum Powder (Exempt) – 10 oz/day

A

Infant Formula				
Month	Oct	Nov	Total	
Alimentum Pwd 12.1oz	Quantity 300	Quantity 300	300 / 87	
# Cans	3	3	6	

A: Monthly Issuance

B

Infant Formula				
Month	Aug	Sep	Total	
Alimentum Pwd 12.1oz	Quantity 300	Quantity 300	600 / 87	
# Cans	4	3	7	

B: Rounding Method

WHAT WILL LOOK DIFFERENT IN CASCADES? EXAMPLE 10 OF 10

**Partially BF \leq Half Package 6-11 Months Gerber
Extensive HA Powder (Exempt)**

A

Infant Formula								
Month	Dec	Jan	Feb	Mar	Apr	May	Total	
Exten HA Pwd 14.1oz	300	300	300	300	300	300	300 / 96	
# Cans	3	3	3	3	3	3	18	

A: Monthly Issuance

B

Infant Formula								
Month	Jan	Feb	Mar	Apr	May	Jun	Total	
Exten HA Pwd 14.1oz	312	312	312	312	312	312	1872 / 96	
# Cans	4	4	3	3	3	3	20	

B: Rounding Method



Tailoring a
Full Formula
Prescription

*First Month
of Life*

Cascades 3.7 Change

Starting October 18, 2021, Cascades can assign a full formula food prescription (Rx) that can be tailored down (2 or more cans) within the first month of life.

- **Health Information Screen – Breastfeeding Section:**
 - Are you Breastfeeding? Yes
 - Formula/day = 4oz or more
- **BF Status:** Partially Breastfed > half pkg will be assigned.
- **Benefits:** Only issue one month.

First Month of Life


24

In the Health Information Screen, if staff enter in **less than** 4 oz of formula/day this option of a full formula prescription being tailored down will not be available.

INFANT PRESCRIPTION EXAMPLE – SLIDE 1 OF 3

- There is an added step in Cascades.
- In this example, an infant is drinking 4 oz of formula/day.
 - Health Information screen = Yes to BF and 4oz of formula/day.
 - 0 months Rx, BF status = Partially BF > half pkg.

Food Prescription			
Food Prescription Date	WIC Category	Age Category	Breastfeeding Status
8/20/2021	Infant	0 Months	Partially Breastfed > half pkg

 This is correct

- Rx provides 2 cans formula.

First Month of Life

INFANT PRESCRIPTION EXAMPLE – SLIDE 2 OF 3

When reviewing infant 1-3 months Rx, staff will see:

- BF status = Partially Breastfed > half pkg.
It should = Partially Breastfed <=half pkg.

Food Prescription			
Food Prescription Date	WIC Category	Age Category	Breastfeeding Status
9/19/2021	Infant	1 to 3 Months	Partially Breastfed > half pkg





This is not correct

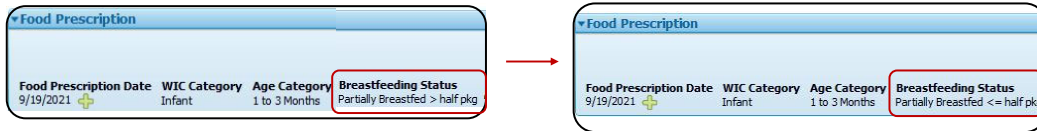
- Leave this Rx alone.

First Month of Life

26

INFANT PRESCRIPTION EXAMPLE – SLIDE 3 OF 3

- Only issue one month of benefits. 
- Save infant Rx's. 
- When staff go back to the prescribe foods screen, infant 1-3 months Rx.
 - BF status will automatically be updated to show Partially Breastfed <= half pkg.



First Month of Life

CAUTION!



After delivery be very careful before:

- Starting any adult participant certifications.
- Issuing foods.

WHEN TO CERTIFY ADULT PARTICIPANTS AFTER DELIVERY

As a reminder, see Ch. 18 Policy Revision: Certifying Participants after Delivery, for full details:

- **Participants without BF experience**
 - Don't certify adult participant within the first 30 days.
 - Keep the participant in PG Category.
 - Complete a BF review.
- **Participants with a positive BF history and BF is going well**
 - Certify dyad as Fully BF.



WIC POLICY

WIC policy didn't change. USDA allowing a full formula Rx to be tailored down for a BF dyad, was a point of clarification. **It is still policy that in the first 30 days, if:**

- A participant is certified as BF and a Fully BF food Rx **OR** one can of formula is issued.

AND

- Any benefits are used.



Staff can only provide the one can of formula max in the first 30 days. This is a federal policy. Cascades won't stop staff from issuing more formula.

First Month of Life

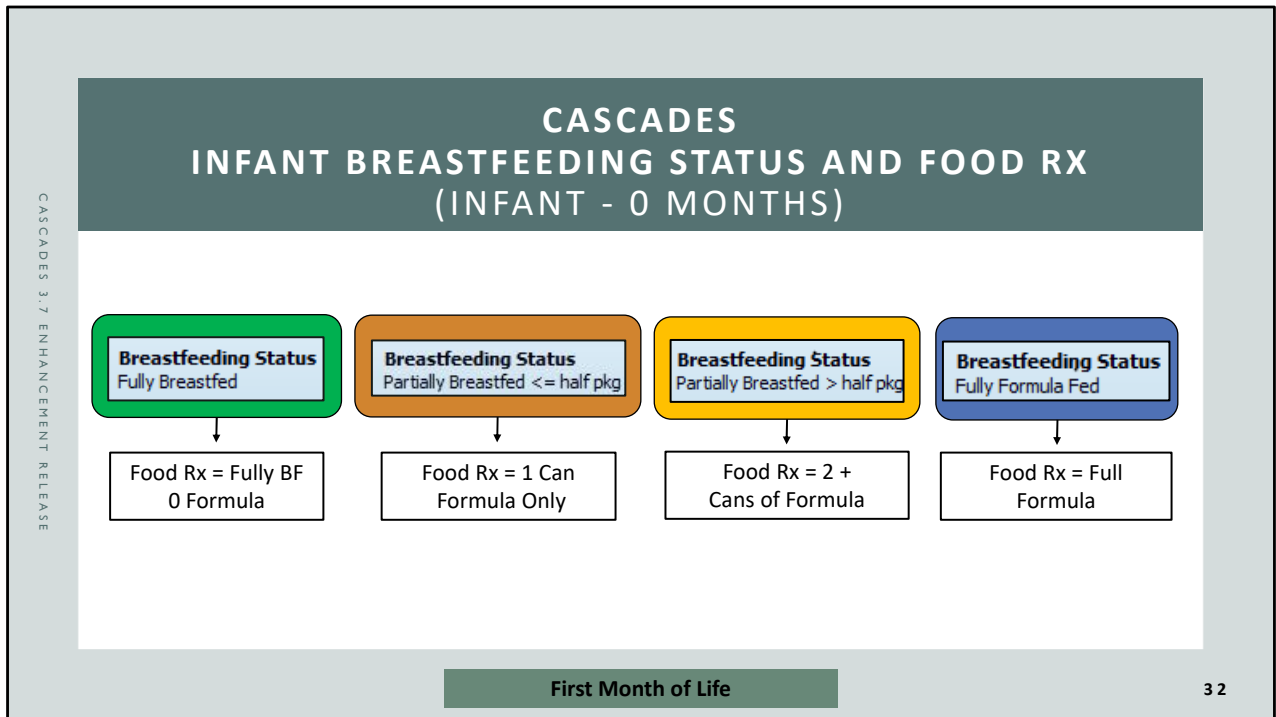
WIC POLICY

Please see attachment, Policy Revision – Infant Food Prescription, First Month of Life.

- It was revised to provide clarity.
- No USDA policy was changed.



First Month of Life



The assigned BF status will determine which food prescription is issued to the infant in Cascades.

SOME THINGS TO THINK ABOUT

- How will our clinic & partners best support breastfeeding?
- How can we plan for and schedule BF support and certifications after delivery?
- When a new BF participant requests formula, how can we:
 - Complete a BF review.
 - Provide ongoing BF support.
 - Address concerns.
 - Not lock the dyad into a plan that may not work for them.



First Month of Life

33

Other Questions:

- Anticipatory guidance for pregnancy, such as: “How can WIC provide pregnant participants information on what to expect and how to be successful with breastfeeding (anticipatory guidance).” see Chapter 15.
- Who will do a Breastfeeding review when a BF participant asks for formula, and how can we:
 - Address the unique concerns of each participant?
 - Honor the participants goals and situation?
- Who is available to support breastfeeding questions and concerns on any given day?

QUESTION - 1



Q1. If a participant received pregnancy food benefits in the same month of delivery, will they receive any BF foods that month?

A1. In general, participant wouldn't receive any new food benefits until the next food issuance.

If by chance the family didn't use any of their food benefits, and today's date is **less than 7 days from the food issuance day**, you could void and reissue the benefits if BF foods are indicated.

If today's date is **greater than 7** days from the issuance day, the foods will get prorated and its best to wait and provide BF foods at the next issuance.

QUESTION - 2



Q2. In the first 30 days from delivery, if a participant was certified as Fully BF, and **no family benefits are used**, can we change the BF status and issue formula?

A2. You could void and reissue benefits for a Partially BF > half pkg and tailor down a full formula pkg to support BF. **Please note** if the date is greater than 7 days from the food issuance day, the foods will be prorated. In Cascades we can't use the "replace benefits feature" to fix this type of food prescription change.

QUESTION - 3



Q3. Is there ever a time we should provide one can of formula?

A3. In general, issuing 1 can of formula is not recommended, unless:

- BF food benefits have already been used and the participant is needing formula.

Or

- PG food prescription issued originally with no formula, the infant is older (~ 3 weeks old), and 1 can is enough to meet the BF dyad needs until the next food issuance.

First Month of Life

36

One can of formula is not recommended.

What we provide families should be based on individual needs and should be assessed case by case.

QUESTION - 4



Q4. At the first appointment, what if a participant is requesting formula?

A4. Complete a BF review and if the BF participant is needing formula:

- Keep participant in PG status within the first 30 days;
- Provide ongoing BF support to build confidence;
- Explain what happens when you introduce formula;
- If formula is provided, BF status should be Partially BF > half pkg (4oz +/-day);
- Recommend participant not purchase formula unless needed.

Ongoing BF support includes connecting participants to WIC staff, a BFPC, and/or a community partner that is able to provide ongoing BF support during and outside of WIC hours.

REFERENCE DOCUMENTS

The information below has been updated and is posted on the Washington State WIC webpages:

- 961-1169 Breastfeeding Infant and Participant - First Month of Life Tool
- V1 CH 23 Policy Revision – Infant Food Prescription, First Month of Life

- 961-1169 Breastfeeding Infant and Participant - First Month of Life Tool is located on the WIC Cascades Program Forms & Materials webpage. Look under “Staff Tools”.
- V1 CH 23 Policy Revision – Infant Food Prescription, First Month of Life is posted on the WIC Cascades Policy page under Chapter 23.



**Adult
Participant
Food
Prescription**

*When
Breastfeeding (BF) Multiple
Infants From the Same
Pregnancy*

Cascades 3.7 Change

- Cascades didn't always issue the right food prescription (Rx) for an adult participant BF multiple infants:
 - Not the right foods;
 - Sometimes no foods at all.
- 3.7 fixes this issue.

Participant BF Multiple Infants

40

INITIAL VISIT STEPS

When first seeing a BF Dyad with multiple infants, follow standard procedures:

1. Complete a BF review.
2. Determine who all is being certified (see CH18 revision).
 - Infants only **Or**
 - Infants and adult participant.



INITIAL VISIT – CONTINUED

3. Complete the health information screen – BF, formula, # ounces of formula, etc.

4. Verify all infants are reflected in the adult participant’s health information screen.

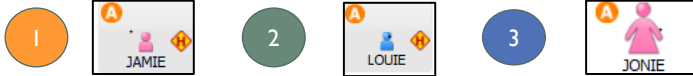
Participant BF Multiple Infants

As part of the BF review and adjusting any dyad food prescription, the health information screen in the adult participant chart must be completed.

Please complete all questions within the Breastfeeding Information section of the screen for all infants. Don’t leave “ever breastfed?” as unknown.

INITIAL VISIT - CONTINUED

5. Visit each infant food prescription first and the adult participant last.



6. Verify all participants have the right BF status and food benefits.
7. Save Rx's and **only issue foods once it all looks correct.**

Participant BF Multiple Infants

43

In steps 6 it states to verify the BF status and food benefits. Please note, we have attached two reference documents on the next two slides. These documents can help staff verify the BF status of the adult participant and any food benefits based on participant category and BF status.

If the BF status is correct, staff can trust Cascades will issue the right food prescription.

BF PARTICIPANT WITH MULTIPLES FOOD PRESCRIPTIONS TABLE					
Scenario	Infant 1	Infant 2	Adult Participant BF Status	Adult Participant Food Prescription Infant ≤5 months of age	Adult Participant Food Prescription Infant ≥6 months of age
1	Fully BF	Fully BF	Fully Breastfed	Fully BF with Multiples	Fully BF with Multiples
2	Fully BF	Fully Formula	Fully Breastfed	Fully BF	Fully BF
3	Fully BF	Part BF ≤ 1/2 pkg			
4	Fully BF	Part BF > 1/2 pkg			
5	Part BF ≤ 1/2 pkg	Part BF ≤ 1/2 pkg			
6	Part BF ≤ 1/2 pkg	Fully Formula			
7	Part BF ≤ 1/2 pkg	Part BF > 1/2 pkg	Partially Breastfed <= half pkg	Partially BF <= half pkg	Partially BF <= half pkg
8	Part BF > 1/2 pkg	Fully Formula	Partially Breastfed > half pkg	Postpartum and Non-Breastfeeding	No foods

Participant BF Multiple Infants

Depending on the BF status of each infant, this tool can help quickly show staff which BF status and food prescription should be assigned in Cascades for any adult participant.

This tool is posted on WIC Cascades Policy webpage under Chapter 23, 961-1246 V1 CH 23 Foods: Breastfeeding(BF) Participant with Multiples Food Prescriptions Table

FOOD BENEFITS BY PARTICIPANT CATEGORY

Pregnant Partially Breastfeeding ≤ Half Package	
WIC Foods	Amount
Juice	3 containers. Container choices include: <ul style="list-style-type: none"> • 11.5 or 12 ounce frozen can • 46 ounce can/plastic bottle
Milk - fluid, dry, or evaporated	4.75 gallons
Breakfast cereal	36 ounces
Cheese*	1 pound (no additional cheese allowed)
Eggs	1 dozen
Fresh fruits and vegetables	\$11.00
Whole grain choices	16 ounces
Dried or canned beans, peas, lentils or Peanut butter	2 containers. Container choices include: <ul style="list-style-type: none"> • 1 pound of dried beans or lentils Or • 4 cans of beans Or • 1 jar peanut butter (16 ounce)

*3 quarts milk = 1 pound cheese

Please note: This is only a snapshot of the attached document, "Food Benefits by Participant Category".

This document will show food benefits for all categories and BF statuses.



This document can help staff verify which foods and amounts are provided for each food prescription. The document is posted on the WIC Cascades Program Forms & Materials webpage under "Staff Tools".

Staff can trust Cascades will issue the right foods, as long as the BF status is correct.

BREASTFEEDING WITH MULTIPLE INFANTS FOOD RX

- Participants must be **Fully BF two or more infants** to get this food prescription.
- Cascade will show:

○ **Breastfeeding Status** = Fully Breastfed

○ **“Extended Package”** = Multiple Infants

Food Prescription			
Food Prescription Date	WIC Category	Breastfeeding Status	Extended Package
8/16/2021 	Breastfeeding	Fully Breastfed	Multiple Infants

Participant BF Multiple Infants

FOLLOW UP VISITS SLIDE 1 OF 10

1. Complete a BF review.
2. Update the adult participant health information screen for all infants.

The screenshot shows a web-based form titled "Breastfeeding Information". At the top, there are four tabs labeled "INFANT ONE BELL", "INFANT TWO BELL", "INFANT THREE BELL", and "INFANT FOUR BELL". The "INFANT ONE BELL" tab is selected and highlighted with a red box. Below the tabs, the form contains several sections: "Data Collection Date" with a date field set to 5/19/2021; "Breastfeeding Frequency" with a dropdown menu; "Complications" with a text area; "Are you breastfeeding?" with radio buttons for "Yes" (selected) and "No"; "Age Infant Stopped Breastfeeding" with a date field; "Age Supplement Was Given" with a dropdown menu; "Number of Wet Diapers / 24 hr Period" and "Number of Stools / 24 hr Period" with input fields; "Do you give your baby any formula?" with radio buttons for "Yes" (selected) and "No"; and "How much formula do you give your infant in a 24-hour period?" with a text input field containing "10" and "oz.".

Important: Always use the adult participant file to make updates.

Participant BF Multiple Infants

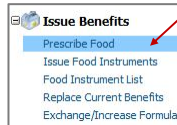
When a BF dyad comes back to WIC and reports any changes in the amount of BF or formula consumption, follow these steps noted under Follow Up Visits.

FOLLOW UP VISITS SLIDE 2 OF 10

3. Select an infant icon.



4. Go to Prescribed Foods.



Participant BF Multiple Infants

FOLLOW UP VISITS SLIDE 3 OF 10

5. If an infant **has a change in BF or the amount of formula** consumed:

- **Update current prescription** for that day.
 - Select plus sign and save current date.



- **Update future prescriptions.**
 - Select plus sign and enter in exact dates listed in carousel (e.g., 10/18/2021).



FOLLOW UP VISITS SLIDE 4 OF 10

6. If an infant **doesn't** have a change in BF or the amount of formula consumed:

- Still **update the current food** prescription for that day.
 - Select plus sign and save current date.



- **Don't update future** prescriptions.
 - The future Rx dates all align so no new infant Rx is needed if the infant didn't change the amount of BF and formula feeding.

Participant BF Multiple Infants

50

Current Prescriptions (Rx): In order for the **current** adult participant BF status and food Rx to align correctly with all infant Rx's, you must update **current** Rx's for all infants. Even if the infant has no change in the amount of BF or formula. This only applies to current benefit changes **not future** Rx's.

For example, you have an adult participant with three infants. Infant 1 needs more formula and infant 2 and 3 have no change in formula. If the family already received food benefits on 9/1/21, staff would need to update the **current** infant food Rx for today's date of 9/13/21 for all infants and the adult participant:

Infant 1 – Rx 9/13/21
Infant 2 – Rx 9/13/21
Infant 3 – Rx 9/13/21
Adult P – Rx 9/13/21

If you don't update current Rx's for all infants, you will end up with the following current benefits Rx's:

Infant 1 – Rx 9/13/21
Infant 2 - Rx 9/1/21
Infant 3 – Rx 9/1/21
Adult P – Rx 9/13/21

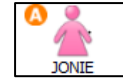
When you go to create the adult Participant Rx for 9/13/21 the system will only see the infant Rx for 9/13/21. In this case it won't assign the right BF status for the adult participant. The adult participant Rx must see the same date for all infant Rx's for the system to align them all correctly.

Future Prescriptions: Staff will **only update** future infant Rx's **for infant's who have a change in BF and formula consumption**. The future Rx dates don't change, so no extra Rx's

are needed if the infant has no change in BF or infant formula consumption.

FOLLOW UP VISITS SLIDE 5 OF 10

7. Go to the adult participant icon after updating all infant Rx's.



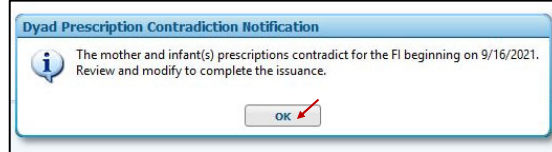
- Cascade will automatically update adult participant Rx.
- Verify the adult prescription is correct (see table in slide 44 & 45).
 - If correct, select save.
 - If not correct, call Cascade Support.



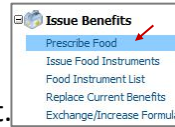
FOLLOW UP VISITS SLIDE 6 OF 10

8. If the adult participant Rx doesn't align with the infant's, this message will appear.

- Select Ok.



- Go back to Prescribed Food.
 - Verify all infant Rxs are correct.
 - Revisit Adult Rx and verify it's correct.
 - If unsure or the issue is not resolved, call Cascade Support for help.



Participant BF Multiple Infants

52

Don't create extra food Rx's. Call Cascade Support for help if things are not working out as expected.

FOLLOW UP VISITS SLIDE 7 OF 10

- 9. Void future benefits only.
 - Be careful and slow down.
 - Sort First Date to Spend, by selecting column.





Family Food Instruments		
<input type="checkbox"/>	Serial #	First Date to Spend
<input type="checkbox"/>	2091476	8/5/2021
<input type="checkbox"/>	2091477	8/5/2021
<input type="checkbox"/>	2091924	8/18/2021
<input type="checkbox"/>	2091927	8/18/2021
<input checked="" type="checkbox"/>	2091925	9/16/2021
<input checked="" type="checkbox"/>	2091928	9/16/2021
<input checked="" type="checkbox"/>	2091926	10/16/2021

Select future instruments only and void.

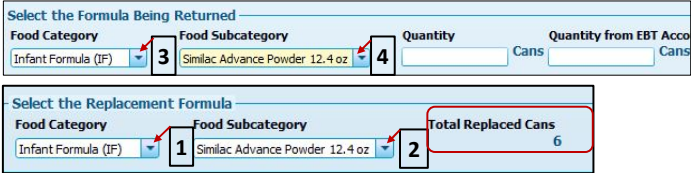
Participant BF Multiple Infants

FOLLOW UP VISITS SLIDE 8 OF 10

10. If increasing formula for current benefits:

- Click on infant icon. 
- Go to exchange/increase formula screen. 
- Follow steps for increasing formula.

Increase formula



The screenshot shows two sections of a form. The top section is titled "Select the Formula Being Returned" and contains two dropdown menus: "Food Category" (set to "Infant Formula (IF)") and "Food Subcategory" (set to "Similac Advance Powder 12.4 oz"). The bottom section is titled "Select the Replacement Formula" and contains two dropdown menus: "Food Category" (set to "Infant Formula (IF)") and "Food Subcategory" (set to "Similac Advance Powder 12.4 oz"). To the right of the bottom section is a "Total Replaced Cans" field with the value "6".

- A.** Select drop downs (1&2)
- B.** Top section is normally greyed out, if not select those drop downs (3&4)
- C.** Leave quantity blank
- D.** Check "Total Replaced Cans"
- E.** Select save

Participant BF Multiple Infants

FOLLOW UP VISITS SLIDE 9 OF 10

11. Repeat step 10 (Slide 54) for each infant receiving additional formula in current benefits.
12. Save and check shopping list – Verify formula was added.

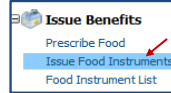
8/18/2021 thru 9/15/2021	2091924	\$35.00	\$\$\$\$	Fruit and Vegetables - Cash Value Voucher
	2091924	16	Ounce	Whole Wheat Bread or Whole Grains
	2091924	2	Dozen	Eggs - all WIC
	2091924	2	CTNR	Peanut Butter/Beans All WIC
	2091924	30	Ounce	Fish - All WIC
	2091924	6	Gallon	Milk or Soy(1% & Nonfat) All WIC-Cow,Goat,Soy
	2091924	1	Pound	Cheese - all WIC
	2091924	36	Ounce	Cereal All WIC -hot /cold
	2091924	3	CTNR	Juice - All WIC - 12 oz frozen or 46/48 oz liquid
	2091924	17	Can	Similac Advance Powder 12.4 oz
8/19/2021 thru 9/15/2021	2091924	4	Can	Similac Advance Powder 12.4 oz

Participant BF Multiple Infants

FOLLOW UP VISITS SLIDE 10 OF 10

13. Reissue future benefits:

- Go to Issue Food Instruments screen.
- Review for accuracy.
- Issue foods if correct.




Participant BF Multiple Infants

QUESTION - 1



Q1. Does a participant who's Fully BF an older infant and a younger infant get the BF multiples food package?



A1. No, they wouldn't get the BF with multiples food package. USDA only allows the Fully BF with multiples food package to be issued when 2 or more infants from the same delivery are fully BF.

QUESTION - 2



Q2. If a participant is mostly BF three or more infants (so Partially BF \leq half pkg), can they get the BF multiples food package?

A2. No, only participants fully BF two infants or more from the same pregnancy can get the Fully BF with multiples food package.



Participant BF Multiple Infants

Getting the new version

Log in to Cascades on or after Monday, October 18th to start using Cascades 3.7.

Cascades Support – for software issues

- Cascades.Support@doh.wa.gov
- 1-800-841-1410, choose option 3, then **option 2**

Policy Support – for policy questions

- wicpolicysupport@doh.wa.gov
- 1-800-841-1410, choose option 3, then **option 1**





THANK
YOU!

WIC Foods Team
Wawicfoods@doh.wa.gov

Washington WIC



To request this document in another format, call 1-800-525-0127. Deaf or hard of hearing customers, please call 711 (Washington Relay) or email civil.rights@doh.wa.gov.

DOH 961-1249
September 2021

Washington State Department of Health – Washington WIC Program.

To request this document in another format, call 1-800-525-0127. Deaf or hard of hearing customers, please call 711 (Washington Relay) or email civil.rights@doh.wa.gov.

DOH 961-1249 September 2021