


Putting PPE ON*



Gown



Fit-tested N95
Respirator



Eye
Protection



Gloves

*Required PPE for suspected or confirmed COVID-19 patients.

Gown, N95

1 Perform hand hygiene.



2



- Put on gown.
- Open end **faces** your back.
- Tie the back of the gown.

3 Remove mask and **discard**.



4 Perform hand hygiene.



5



- Put on N95, ensuring proper seal.
- Ensure straps are not crossing.

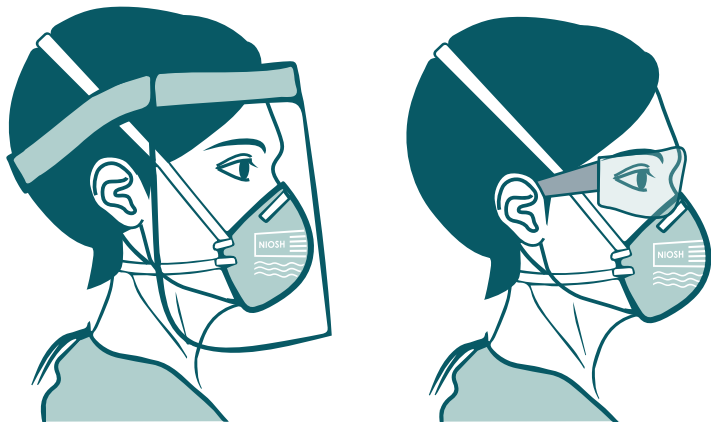
N95 Seal Check

- 6
- Follow manufacturer's instructions for performing seal check.
 - **DO NOT enter the room** if you do not achieve a proper respirator seal.



Eye Protection, Gloves, Entry

7 Put on eye protection.

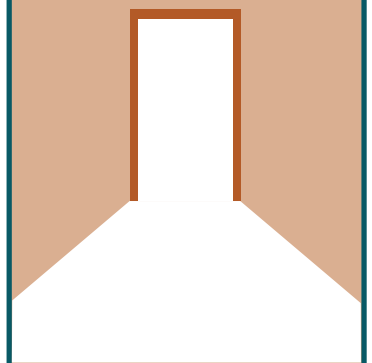


8 Put on gloves over the cuffs of the gown.



You may need to pull gown cuffs down toward hand for gloves to cover gown cuff and wrists.

9 ENTER ROOM



- 10
- **DO NOT** touch your face.
 - **AVOID** touching or adjusting eye protection. Leave the room to adjust your N95.



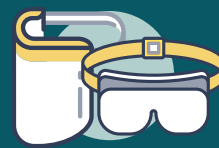
Taking PPE OFF*



Gloves



Gown



Eye Protection



Fit-tested N95 Respirator

*Example uses disposable gown. Doffing technique may vary according to type of PPE (e.g., launderable gown)

Gown, Gloves

1 **Inside the room**, stand near the exit door.

- Cross arms and **grip** gown on shoulders.
- **Gently pull** gown away from you.

2

- **Roll** the gown towards your hands.
- **Remove** the gloves with the gown.
- **Dispose** of the gloves and gown.

3

EXIT

Exit patient room. **Perform** hand hygiene.

Eye Protection, N95 Respirator

4 **Disposable Eye Protection**

- **Remove** eye protection and **discard**.

DO NOT touch face.

Reusable Eye Protection

- **Remove** eye protection and place on table.
- **Sanitize** eye protection using steps below.

DO NOT touch face.

5

Perform hand hygiene if you touched the front of your eye protection.

6

- **Pinch** bottom strap and **pull** far over head.

AVOID letting the straps touch your face.

7

- **Pinch** top strap, **pull** far over head, and **discard**.

DO NOT touch the front of the respirator when removing.

8

Perform hand hygiene.

9

- **Put on** mask.

Sanitize Reusable Eye Protection

10

- **Wipe** eye protection. **Sanitize** in the following order:

Put on clean gloves. Inside of shield. Head band. Outside of shield.

11

- Allow eye protection to **dry** and store for **re-use**

12

- **Disinfect** table.

13

- **Remove** gloves.

14

- **Perform** hand hygiene.