

# COVID-19 Cases Among Children and Youth in Washington

Washington State Department of Health

May 25, 2022

---



*Washington State Department of*  
*Health*

---

**To request this document in another format, call 1-800-525-0127. Deaf or hard of hearing customers, please call 711 (Washington Relay) or email [civil.rights@doh.wa.gov](mailto:civil.rights@doh.wa.gov).**

**Publication Number:** 421-019

**For more information or additional copies of this report:**

Disease Control and Health Statistics  
Public Health Outbreak Coordination, Informatics, and Surveillance  
1610 NE 150th Street, MS: K17-9  
Shoreline, WA 98155

Phone: 206-418-5700 (24-hour contact for local health jurisdictions only)

Email: [DOH-PHOCIS-Surveillance@doh.wa.gov](mailto:DOH-PHOCIS-Surveillance@doh.wa.gov)

---

# COVID-19 Cases Among Children and Youth in Washington

**May 25, 2022**

The purpose of this report is to provide information on COVID-19 in all children and youth, ages 0 to 19 years, in Washington state. Children and youth across Washington continue to be affected by the COVID-19 pandemic. While schools are taking precautions to prevent the spread of the virus, understanding the burden of the disease among all children and youth can help communities, educational service districts (ESD), school districts, and schools better prepare and respond to shifting needs. This report describes cases among all children and youth in Washington and are broken down by ESD regions, and age. An ESD is a regional education unit that is made up of multiple school districts. State level hospitalization and death data are also provided.

**Cases are assigned to an ESD region based on the individual's home address. Children and youth with COVID-19 include all individuals living within an ESD's jurisdiction who are 0-19 years old, regardless of where they actually learn.**

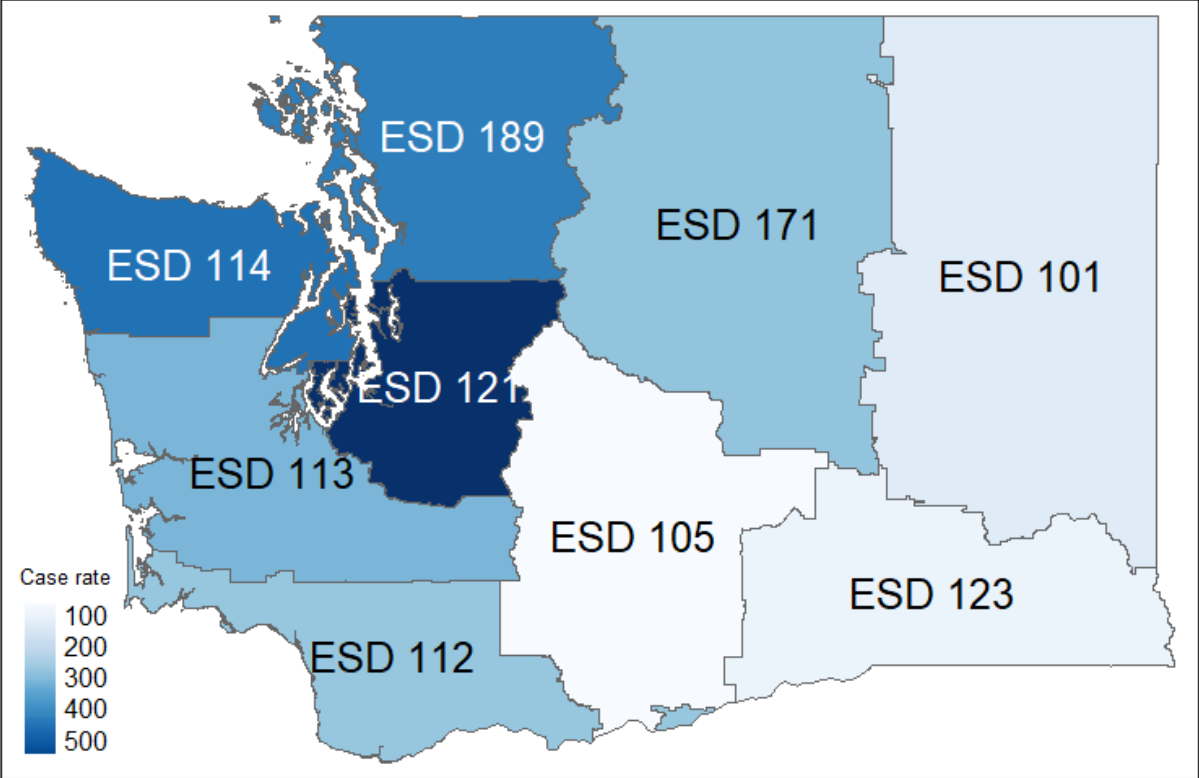
## Key findings

- Among children and youth in Washington state from May 01, 2022 to May 15, 2022:
  - there were 7,724 cases (409.6 cases per 100,000 population)
  - case rates are continuing to increase
  - the highest case rates were in ESD 121 Washington
  - 11-13 year-olds had the highest case rates (470.6 cases per 100,000 population)
  - there were 53 hospitalizations (2.8 hospitalizations per 100,000 population)
  - hospitalization rates are increasing
- There have been a total of 16 deaths in all children and youth in Washington state reported January 1, 2021 to May 15, 2022

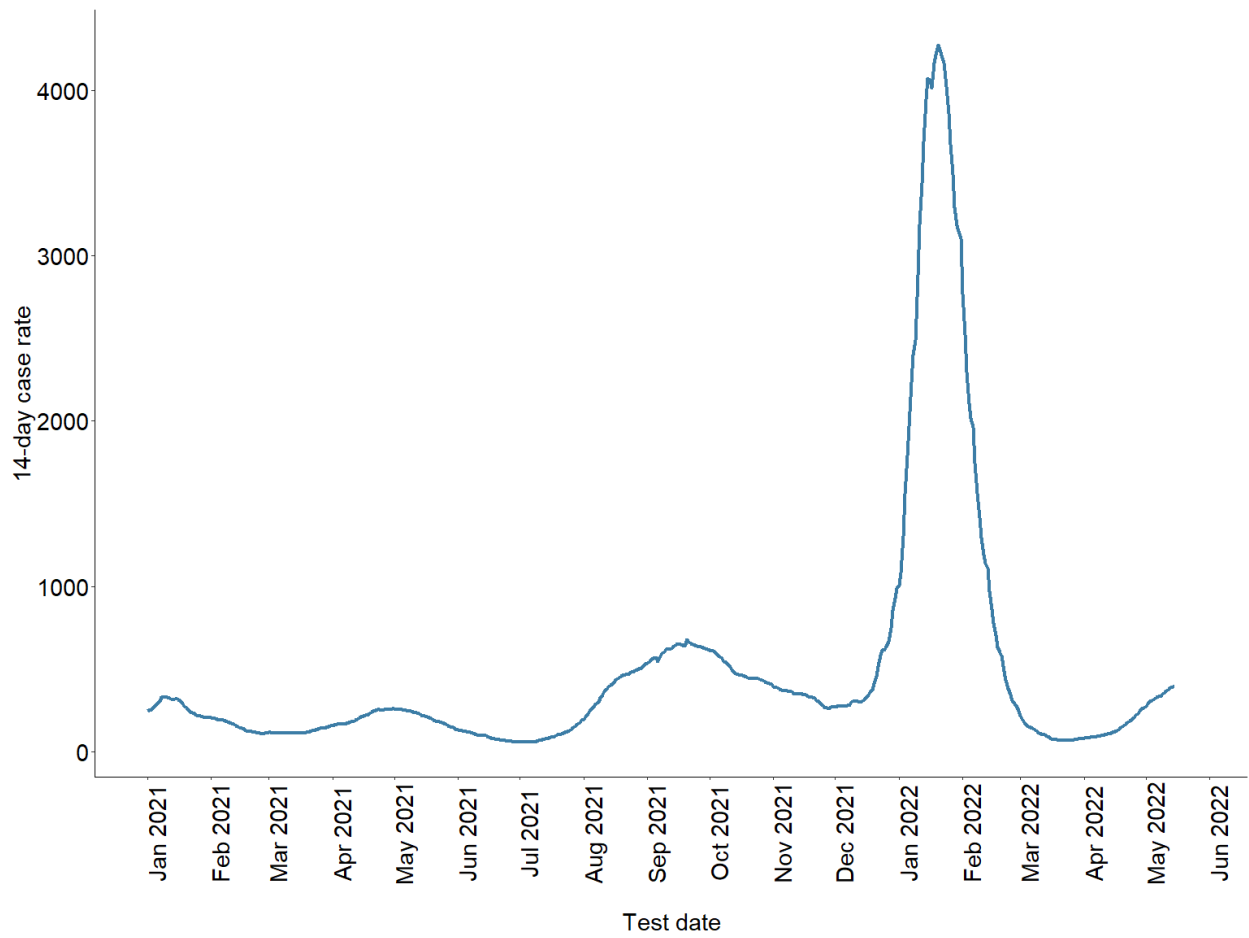
**Number of COVID-19 cases and case rate per 100,000 population in all children and youth by ESD region, May 01, 2022 - May 15, 2022**

ESD	Population	Case count	Case rate
ESD 101	168,583	232	137.6
ESD 105	105,235	75	71.3
ESD 112	162,085	453	279.5
ESD 113	119,629	382	319.3
ESD 114	78,966	365	462.2
ESD 121	769,804	4,614	599.4
ESD 123	120,595	125	103.7
ESD 171	67,904	194	285.7
ESD 189	292,760	1,284	438.6
<b>State total</b>	<b>1,885,561</b>	<b>7,724</b>	<b>409.6</b>

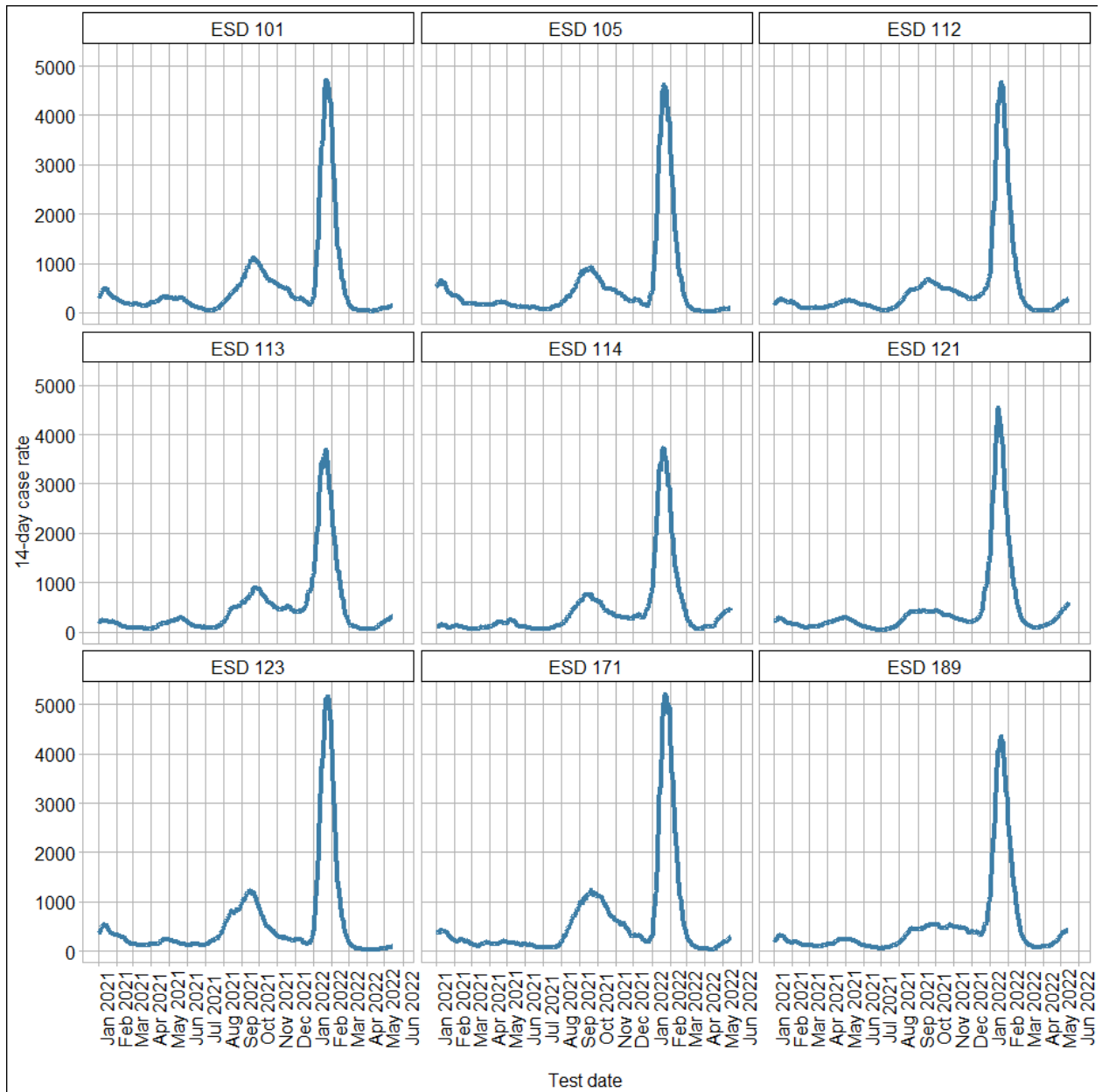
**COVID-19 case rate per 100,000 population in all children and youth by ESD region, May 01, 2022 to May 15, 2022**



**14-day COVID-19 case rate per 100,000 population in all children and youth in Washington state, January 1, 2021 to May 15, 2022**



**14-day COVID-19 case rate per 100,000 population in all children and youth in Washington state by ESD region, January 1, 2021 to May 15, 2022**



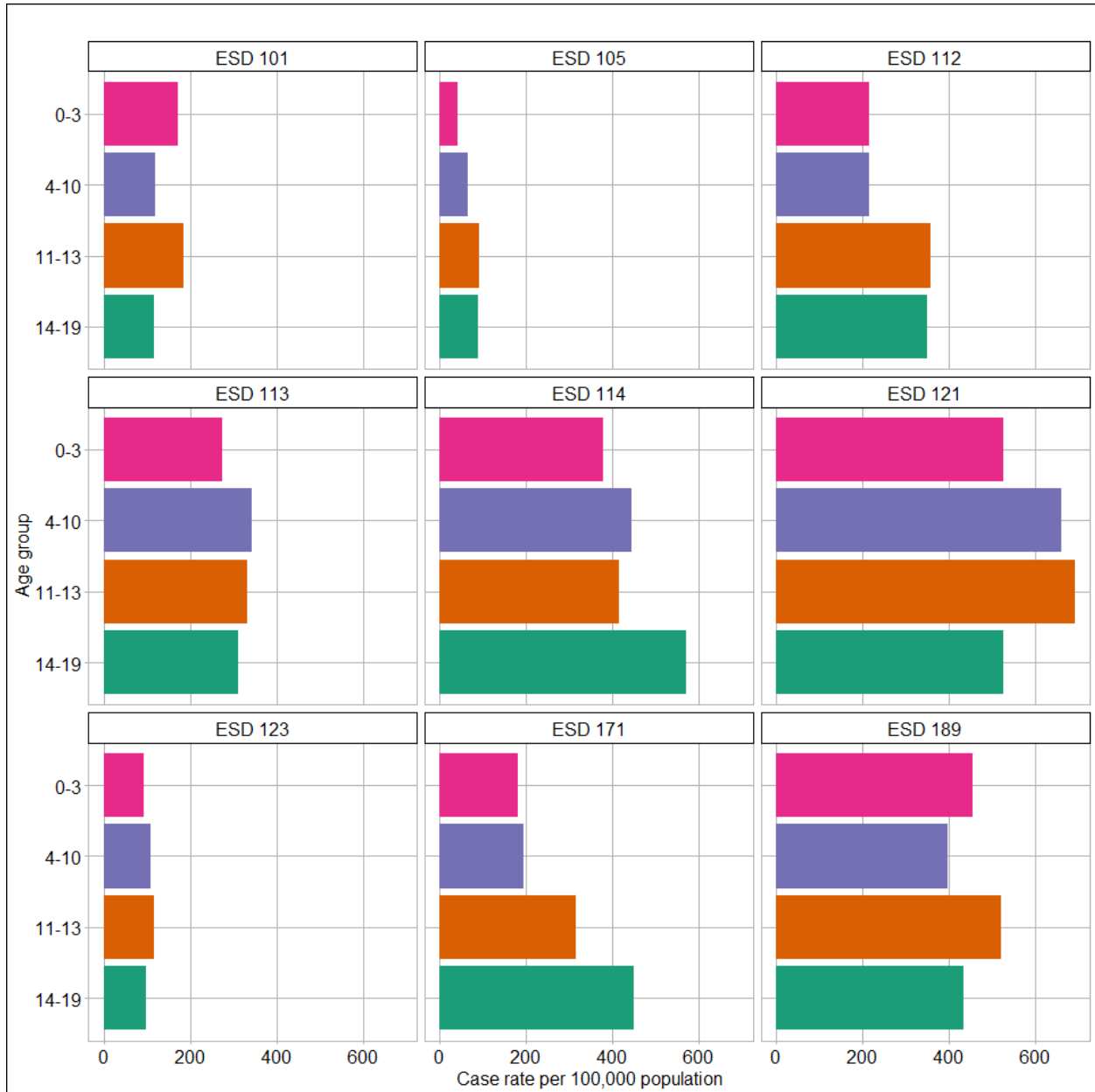
\* The underlying data for this graph are available in an excel spreadsheet on the DOH dashboard site

**Number of COVID-19 cases and case rate per 100,000 population in all children and youth by ESD region and age group, May 01, 2022 - May 15, 2022**

	0-3 year-olds (preschool)		4-10 year-olds (elementary school)		11-13 year-olds (middle school)		14-19 year-olds (high school)	
ESD	Case count	Case rate	Case count	Case rate	Case count	Case rate	Case count	Case rate
ESD 101	51	173.1	66	118.8	46	186.4	69	117.1
ESD 105	8	40.7	24	63.9	15	91.1	28	88.7
ESD 112	63	216.2	125	216.2	95	357.1	170	350.3
ESD 113	60	274.1	144	342.5	64	333.4	114	312.4
ESD 114	61	377.2	126	445.4	50	413.7	128	571.0
ESD 121	807	527.1	1,821	660.7	807	691.3	1,179	525.5
ESD 123	21	92.6	47	108.8	22	115.6	35	98.2
ESD 171	23	182.0	48	194.6	35	316.4	88	450.3
ESD 189	256	456.4	412	396.8	238	521.1	378	433.6
<b>State total</b>	<b>1,350</b>	<b>374.2</b>	<b>2,813</b>	<b>420.8</b>	<b>1,372</b>	<b>470.6</b>	<b>2,189</b>	<b>387.7</b>



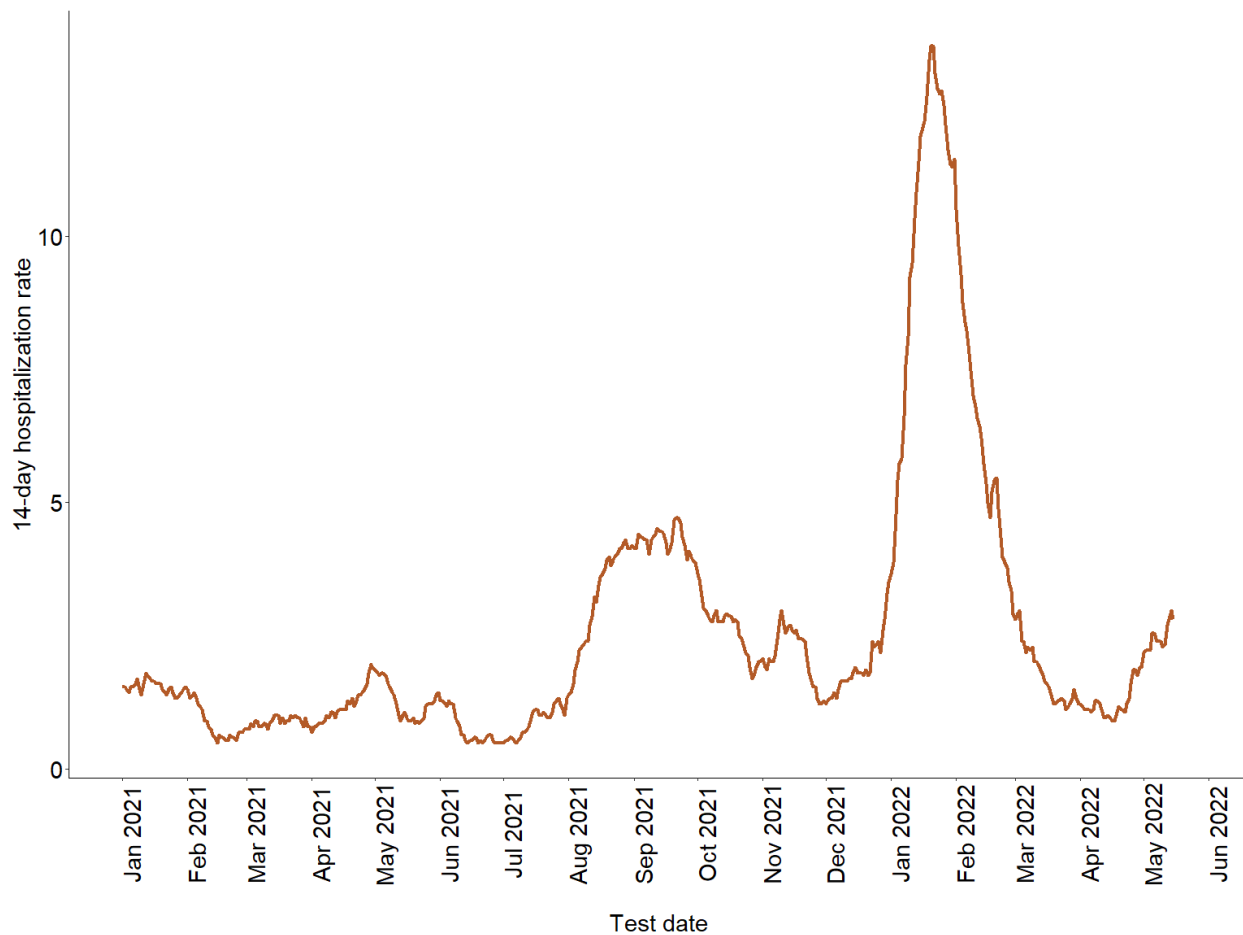
**COVID-19 case rate per 100,000 population in all children and youth by ESD region and age group, May 01, 2022 - May 15, 2022**



**COVID-19 hospitalization rate per 100,000 population in all children and youth in Washington, May 01, 2022 - May 15, 2022**

Population	Hospitalization count	Hospitalization rate
1,885,561	53	2.8

**14-day COVID-19 hospitalization rate per 100,000 population in all children and youth in Washington state, January 1, 2021 to May 15, 2022**



\* The underlying data for this graph are available in an excel spreadsheet on the DOH dashboard site

## Methods

### Definitions

Case data in this report come from the Washington State Disease Reporting System (WDRS). A 'case' is defined as an individual between the ages of 0 and 19 years who tested positive for COVID-19 during a 14-day period by either molecular test (such as PCR) or antigen tests. Most antigen tests are rapid tests and provide results in approximately 15 minutes to 1 hour.

The report includes the most recent complete 14 days of data, May 01, 2022 - May 15, 2022.

Cases are assigned to an ESD region based on the individual's home address. Children and youth with COVID-19 include all individuals living within an ESD's jurisdiction who are 0-19 years old, regardless of where they actually learn. This includes:

- students who attend a public or private school in the ESD region
- homeschooled youth
- youth who reside in a juvenile correctional facility
- all other children and youth

**Please note that case rates and counts do not represent cases that occurred among students enrolled in a particular ESD or district. They represent all children and youth within the region served by an ESD or district.**

An accurate home address was missing for approximately 0% of cases in children and youth with a test date between May 01, 2022 - May 15, 2022. These cases are not included in this report.

A COVID-19 hospitalization is a Washington resident who has been identified using case investigation data in WDRS or links with Rapid Health Information Network (RHINO) records as hospitalized with confirmed or probable COVID-19. Due to small numbers, to protect privacy hospitalization data are only reported at the state level.

Deaths are reported to the state by health care providers, medical examiners or coroners, local health departments, or others to the official vital records database, WHALES. COVID-19 deaths included in this report are identified in WHALES where the cause of death was confirmed or suspected to have been COVID-19. Due to small numbers, to protect privacy death data are only reported at the state level aggregated across time.

### 14-day rate calculation

Case rates are calculated as the total number of cases within the specified demographic (e.g. age group) and ESD region with a test date during the 14-day period divided by the Washington state population for the same region and demographic.

Hospitalization rates are calculated as the total number of hospitalizations in Washington state with a test date during the 14-day period divided by the Washington state population 0-19 years old.

All rates presented in this report use the Washington state population distribution based on the Office of Financial Management's (OFM) April 1, 2020 population estimates by age, sex, race, and Hispanic origin.