

COVID-19 Cases Among Children and Youth in Washington

Washington State Department of Health

October 05, 2022



Washington State Department of
Health

To request this document in another format, call 1-800-525-0127. Deaf or hard of hearing customers, please call 711 (Washington Relay) or email civil.rights@doh.wa.gov.

Publication Number: 421-019

For more information or additional copies of this report:

Disease Control and Health Statistics
Public Health Outbreak Coordination, Informatics, and Surveillance
1610 NE 150th Street, MS: K17-9
Shoreline, WA 98155

Phone: 206-418-5700 (24-hour contact for local health jurisdictions only)

Email: DOH-PHOCIS-Surveillance@doh.wa.gov

COVID-19 Cases Among Children and Youth in Washington

October 05, 2022

The purpose of this report is to provide information on COVID-19 in all children and youth, ages 0 to 19 years, in Washington state. Children and youth across Washington continue to be affected by the COVID-19 pandemic. While schools are taking precautions to prevent the spread of the virus, understanding the burden of the disease among all children and youth can help communities, educational service districts (ESD), school districts, and schools better prepare and respond to shifting needs. This report describes cases among all children and youth in Washington and are broken down by ESD regions, and age. An ESD is a regional education unit that is made up of multiple school districts. State level hospitalization and death data are also provided.

Cases are assigned to an ESD region based on the individual's home address. Children and youth with COVID-19 include all individuals living within an ESD's jurisdiction who are 0-19 years old, regardless of where they actually learn.

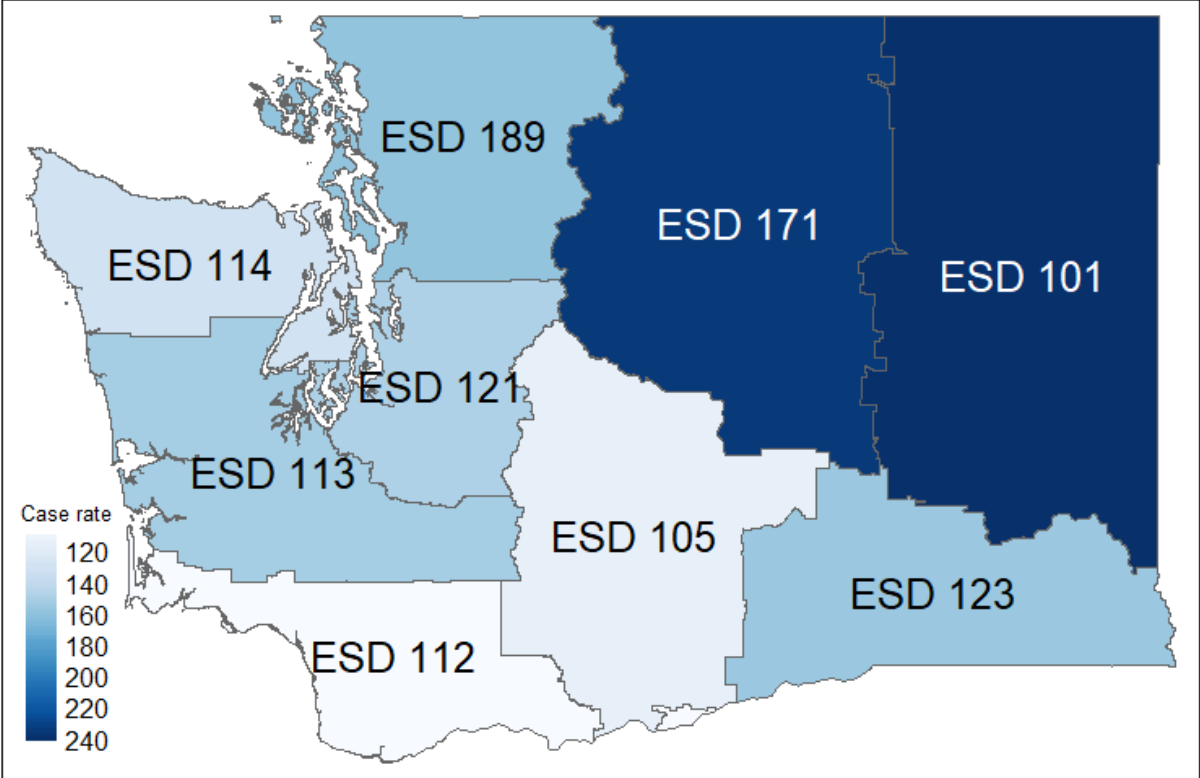
Key findings

- Among children and youth in Washington state from September 10, 2022 to September 24, 2022:
 - there were 2,930 cases (155.4 cases per 100,000 population)
 - case rates are increasing
 - the highest case rates were in ESD 101 Washington
 - 0-3 year-olds had the highest case rates (178.2 cases per 100,000 population)
 - there were 47 hospitalizations (2.5 hospitalizations per 100,000 population)
 - hospitalization rates are increasing
- There have been a total of 22 deaths in all children and youth in Washington state reported January 1, 2021 to Sep 24, 2022

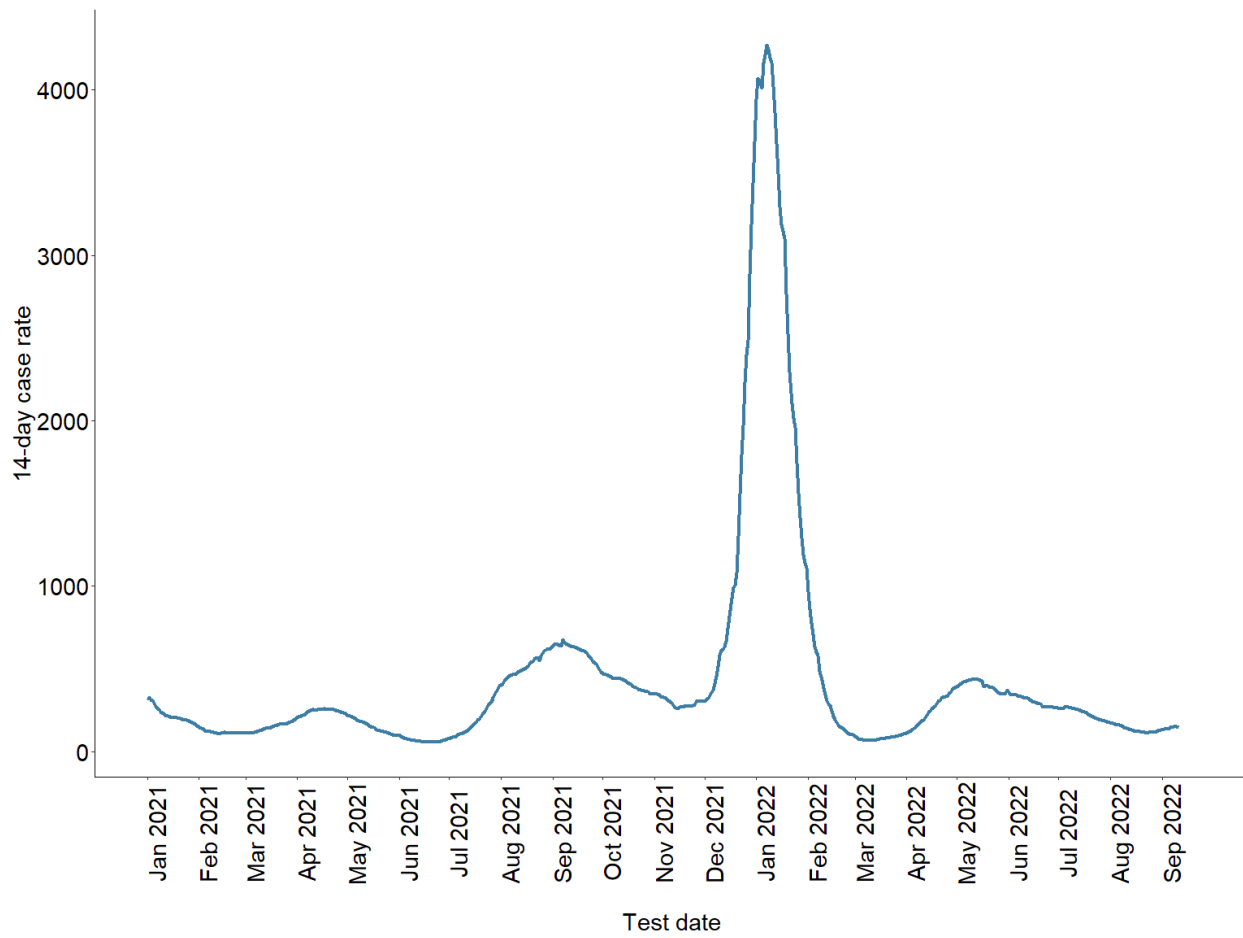
Number of COVID-19 cases and case rate per 100,000 population in all children and youth by ESD region, September 10, 2022 - September 24, 2022

ESD	Population	Case count	Case rate
ESD 101	168,583	406	240.8
ESD 105	105,235	121	115.0
ESD 112	162,085	167	103.0
ESD 113	119,629	181	151.3
ESD 114	78,966	103	130.4
ESD 121	769,804	1,140	148.1
ESD 123	120,595	189	156.7
ESD 171	67,904	159	234.2
ESD 189	292,760	464	158.5
State total	1,885,561	2,930	155.4

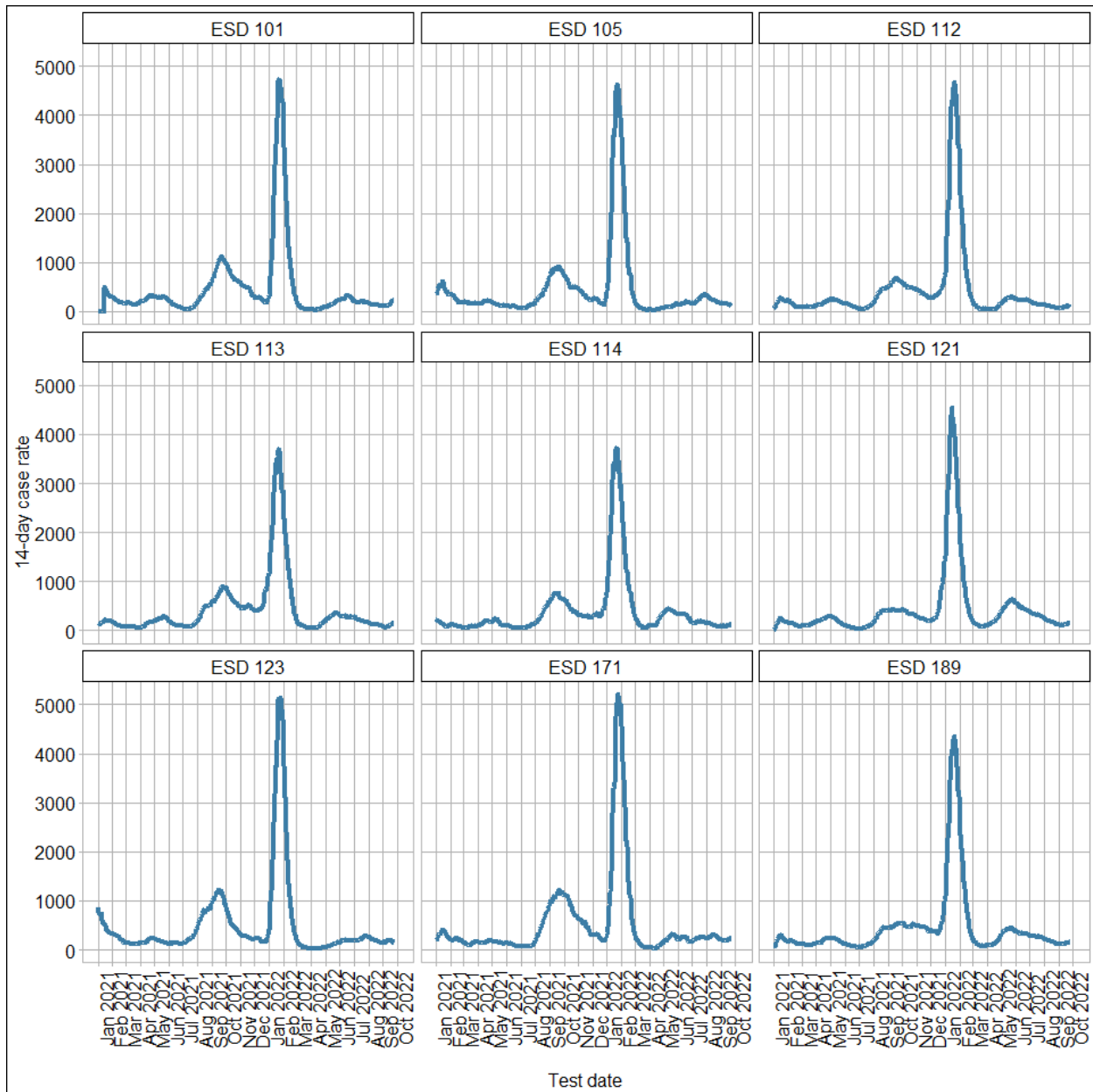
COVID-19 case rate per 100,000 population in all children and youth by ESD region, September 10, 2022 to September 24, 2022



14-day COVID-19 case rate per 100,000 population in all children and youth in Washington state, January 1, 2021 to Sep 24, 2022



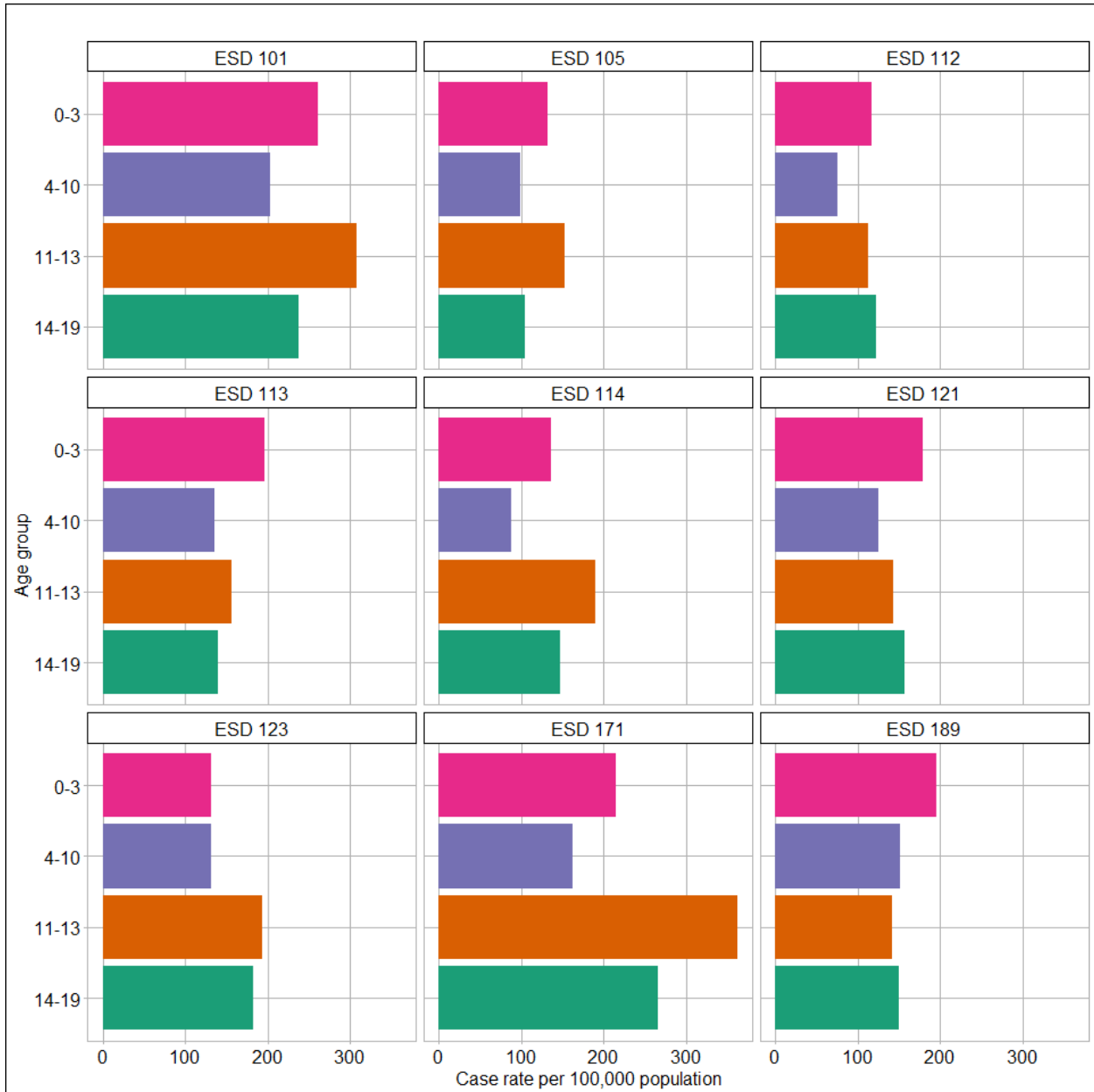
14-day COVID-19 case rate per 100,000 population in all children and youth in Washington state by ESD region, January 1, 2021 to Sep 24, 2022



Number of COVID-19 cases and case rate per 100,000 population in all children and youth by ESD region and age group, September 10, 2022 - September 24, 2022

ESD	0-3 year-olds (preschool)		4-10 year-olds (elementary school)		11-13 year-olds (middle school)		14-19 year-olds (high school)	
	Case count	Case rate	Case count	Case rate	Case count	Case rate	Case count	Case rate
ESD 101	77	261.4	113	203.4	76	308.0	140	237.7
ESD 105	26	132.4	37	98.5	25	151.8	33	104.5
ESD 112	34	116.7	44	76.1	30	112.8	59	121.6
ESD 113	43	196.4	57	135.6	30	156.3	51	139.7
ESD 114	22	136.0	25	88.4	23	190.3	33	147.2
ESD 121	274	179.0	346	125.5	168	143.9	352	156.9
ESD 123	30	132.3	57	131.9	37	194.4	65	182.3
ESD 171	27	213.7	40	162.2	40	361.6	52	266.1
ESD 189	110	196.1	158	152.2	65	142.3	131	150.3
State total	643	178.2	877	131.2	494	169.4	916	162.2

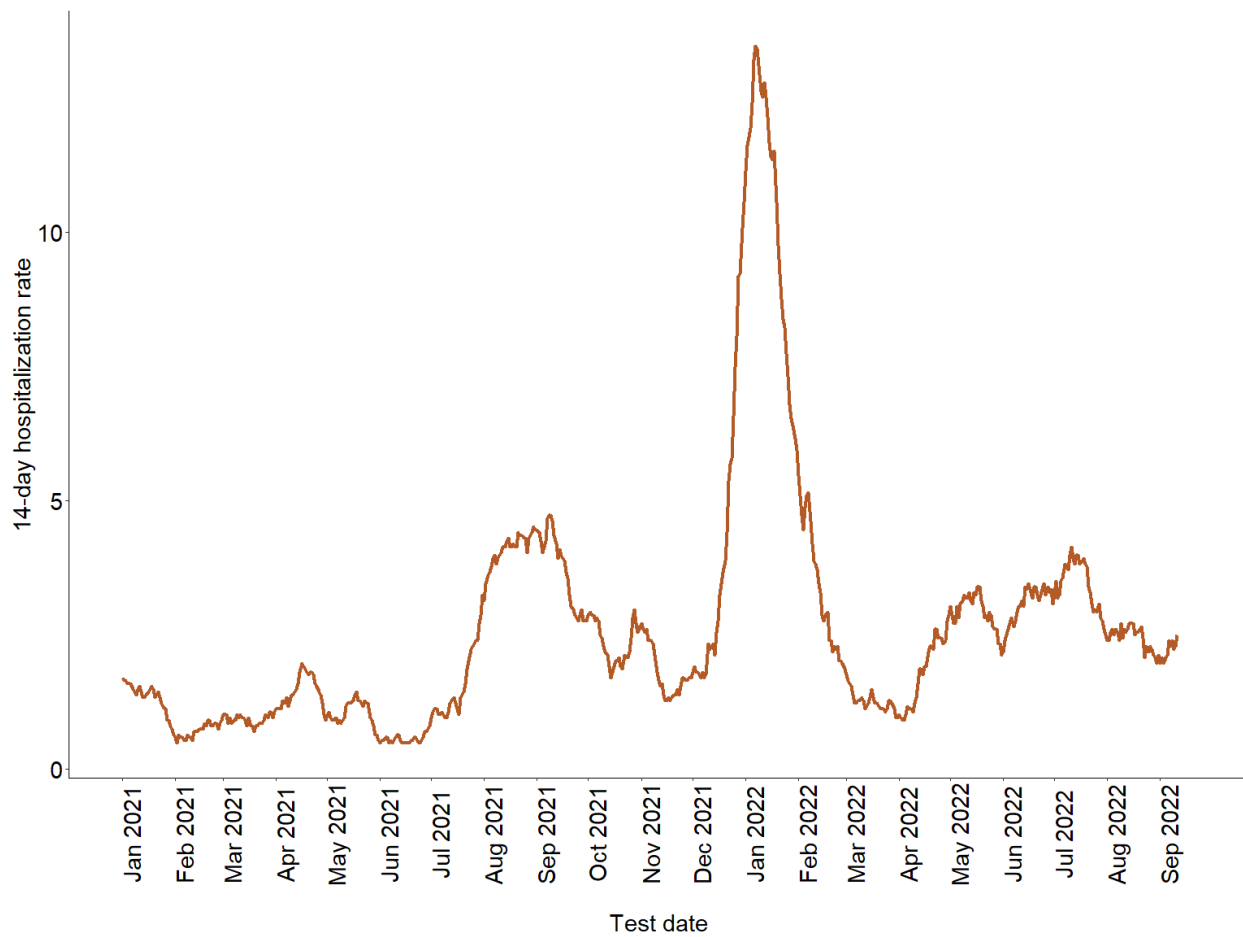
COVID-19 case rate per 100,000 population in all children and youth by ESD region and age group, September 10, 2022 - September 24, 2022



COVID-19 hospitalization rate per 100,000 population in all children and youth in Washington, September 10, 2022 - September 24, 2022

Population	Hospitalization count	Hospitalization rate
1,885,561	47	2.5

14-day COVID-19 hospitalization rate per 100,000 population in all children and youth in Washington state, January 1, 2021 to Sep 24, 2022



Methods

Definitions

Case data in this report come from the Washington State Disease Reporting System (WDRS). A 'case' is defined as an individual between the ages of 0 and 19 years who tested positive for COVID-19 during a 14-day period by either molecular test (such as PCR) or antigen tests. Most antigen tests are rapid tests and provide results in approximately 15 minutes to 1 hour.

The report includes the most recent complete 14 days of data, September 10, 2022 - September 24, 2022.

Cases are assigned to an ESD region based on the individual's home address. Children and youth with COVID-19 include all individuals living within an ESD's jurisdiction who are 0-19 years old, regardless of where they actually learn. This includes:

- students who attend a public or private school in the ESD region
- homeschooled youth
- youth who reside in a juvenile correctional facility
- all other children and youth

Please note that case rates and counts do not represent cases that occurred among students enrolled in a particular ESD or district. They represent all children and youth within the region served by an ESD or district.

An accurate home address was missing for approximately 0% of cases in children and youth with a test date between September 10, 2022 - September 24, 2022. These cases are not included in this report.

A COVID-19 hospitalization is a Washington resident who has been identified using case investigation data in WDRS or links with Rapid Health Information Network (RHINO) records as hospitalized with confirmed or probable COVID-19. Due to small numbers, to protect privacy hospitalization data are only reported at the state level.

Deaths are reported to the state by health care providers, medical examiners or coroners, local health departments, or others to the official vital records database, WHALES. COVID-19 deaths included in this report are identified in WHALES where the cause of death was confirmed or suspected to have been COVID-19. Due to small numbers, to protect privacy death data are only reported at the state level aggregated across time.

14-day rate calculation

Case rates are calculated as the total number of cases within the specified demographic (e.g. age group) and ESD region with a test date during the 14-day period divided by the Washington state population for the same region and demographic.

Hospitalization rates are calculated as the total number of hospitalizations in Washington state with a test date during the 14-day period divided by the Washington state population 0-19 years old.

All rates presented in this report use the Washington state population distribution based on the Office of Financial Management's (OFM) April 1, 2020 population estimates by age, sex, race, and Hispanic origin.