

COVID-19 Cases Among Children and Youth in Washington

Washington State Department of Health

September 28, 2022



To request this document in another format, call 1-800-525-0127. Deaf or hard of hearing customers, please call 711 (Washington Relay) or email civil.rights@doh.wa.gov.

Publication Number: 421-019

For more information or additional copies of this report:

Disease Control and Health Statistics
Public Health Outbreak Coordination, Informatics, and Surveillance
1610 NE 150th Street, MS: K17-9
Shoreline, WA 98155

Phone: 206-418-5700 (24-hour contact for local health jurisdictions only)

Email: DOH-PHOCIS-Surveillance@doh.wa.gov

COVID-19 Cases Among Children and Youth in Washington

September 28, 2022

The purpose of this report is to provide information on COVID-19 in all children and youth, ages 0 to 19 years, in Washington state. Children and youth across Washington continue to be affected by the COVID-19 pandemic. While schools are taking precautions to prevent the spread of the virus, understanding the burden of the disease among all children and youth can help communities, educational service districts (ESD), school districts, and schools better prepare and respond to shifting needs. This report describes cases among all children and youth in Washington and are broken down by ESD regions, and age. An ESD is a regional education unit that is made up of multiple school districts. State level hospitalization and death data are also provided.

Cases are assigned to an ESD region based on the individual's home address. Children and youth with COVID-19 include all individuals living within an ESD's jurisdiction who are 0-19 years old, regardless of where they actually learn.

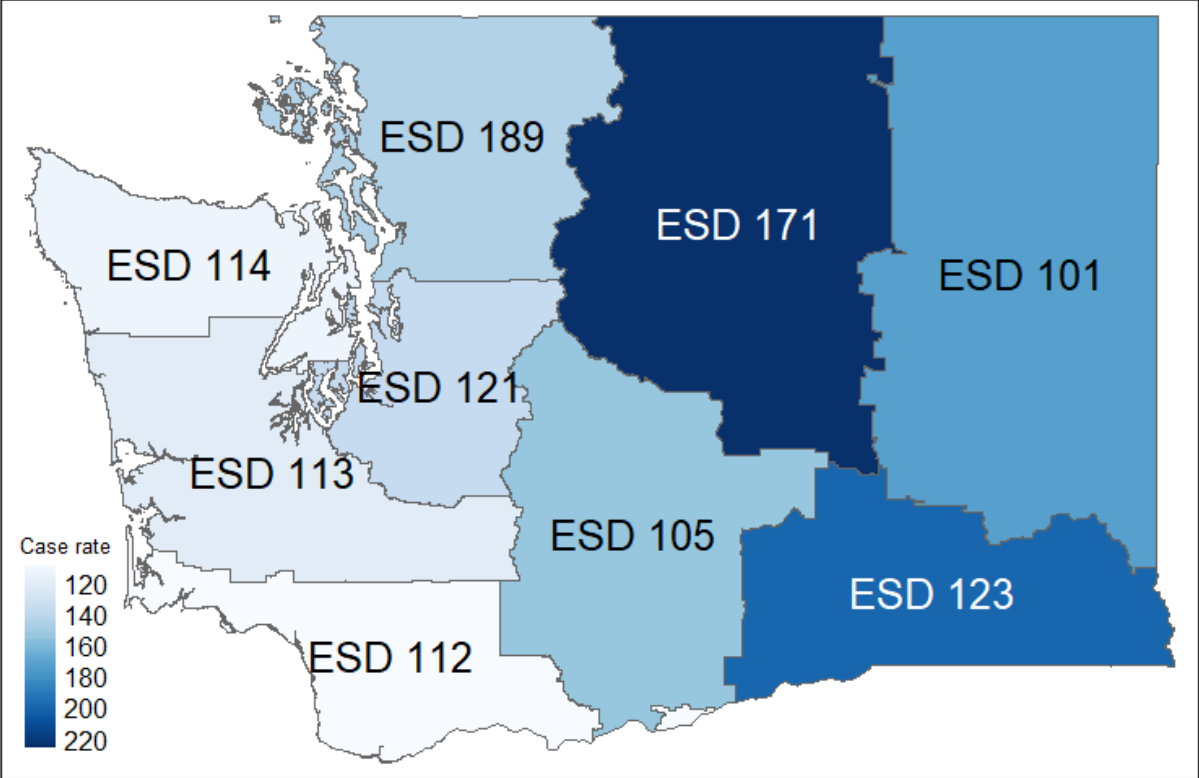
Key findings

- Among children and youth in Washington state from September 03, 2022 to September 17, 2022:
 - there were 2,746 cases (145.6 cases per 100,000 population)
 - case rates are increasing
 - the highest case rates were in ESD 171 Washington
 - 0-3 year-olds had the highest case rates (191 cases per 100,000 population)
 - there were 38 hospitalizations (2 hospitalizations per 100,000 population)
 - hospitalization rates are decreasing
- There have been a total of 21 deaths in all children and youth in Washington state reported January 1, 2021 to Sep 17, 2022

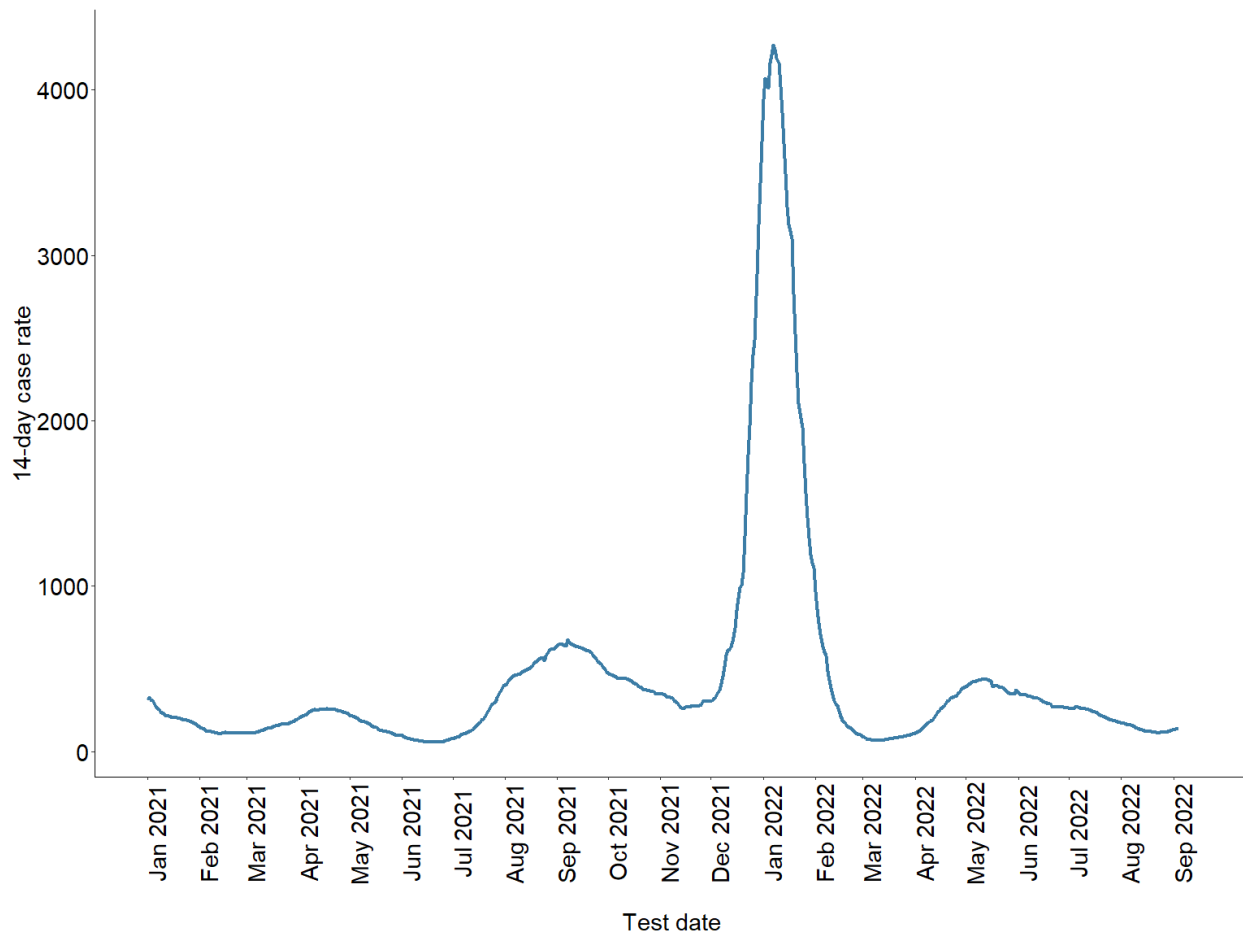
Number of COVID-19 cases and case rate per 100,000 population in all children and youth by ESD region, September 03, 2022 - September 17, 2022

| ESD | Population | Case count | Case rate |
|--------------------|------------------|--------------|--------------|
| ESD 101 | 168,583 | 292 | 173.2 |
| ESD 105 | 105,235 | 162 | 153.9 |
| ESD 112 | 162,085 | 175 | 108.0 |
| ESD 113 | 119,629 | 146 | 122.0 |
| ESD 114 | 78,966 | 90 | 114.0 |
| ESD 121 | 769,804 | 1,063 | 138.1 |
| ESD 123 | 120,595 | 241 | 199.8 |
| ESD 171 | 67,904 | 153 | 225.3 |
| ESD 189 | 292,760 | 424 | 144.8 |
| State total | 1,885,561 | 2,746 | 145.6 |

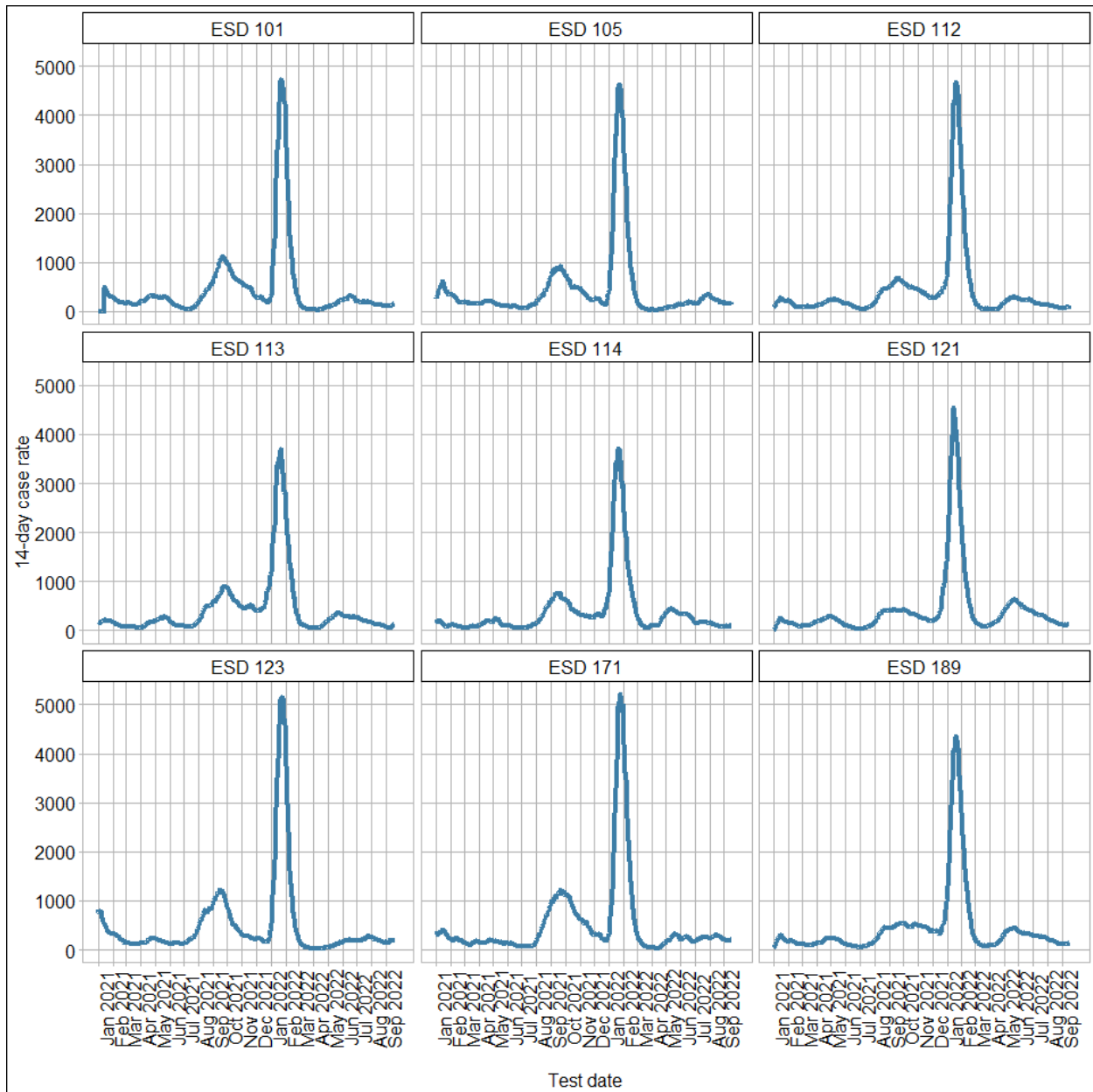
COVID-19 case rate per 100,000 population in all children and youth by ESD region, September 03, 2022 to September 17, 2022



14-day COVID-19 case rate per 100,000 population in all children and youth in Washington state, January 1, 2021 to Sep 17, 2022



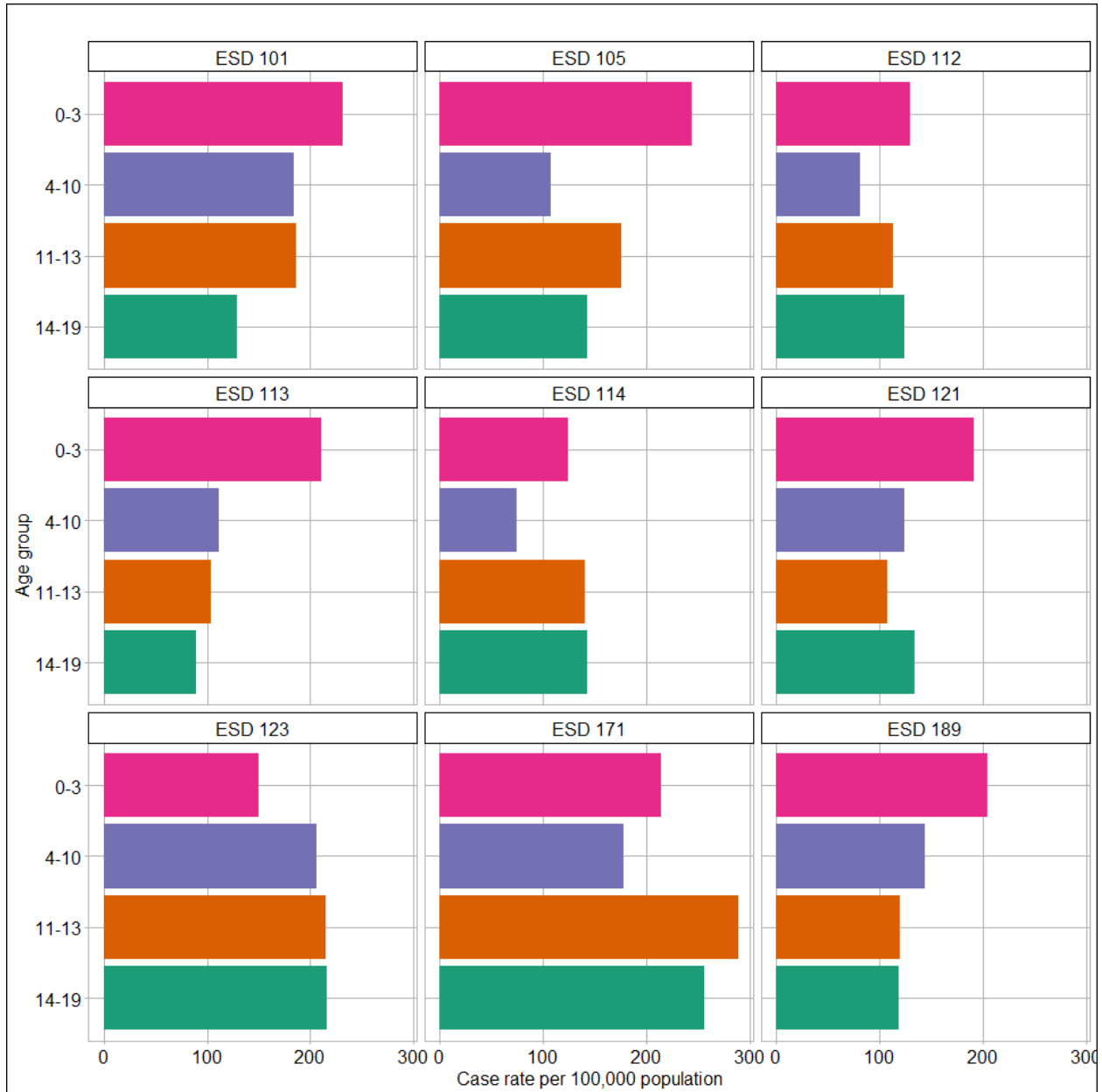
14-day COVID-19 case rate per 100,000 population in all children and youth in Washington state by ESD region, January 1, 2021 to Sep 17, 2022



Number of COVID-19 cases and case rate per 100,000 population in all children and youth by ESD region and age group, September 03, 2022 - September 17, 2022

| ESD | 0-3 year-olds (preschool) | | 4-10 year-olds (elementary school) | | 11-13 year-olds (middle school) | | 14-19 year-olds (high school) | |
|--------------------|------------------------------|--------------|---------------------------------------|--------------|------------------------------------|--------------|----------------------------------|--------------|
| | Case count | Case rate | Case count | Case rate | Case count | Case rate | Case count | Case rate |
| ESD 101 | 68 | 230.9 | 102 | 183.6 | 46 | 186.4 | 76 | 129.0 |
| ESD 105 | 48 | 244.4 | 40 | 106.5 | 29 | 176.1 | 45 | 142.5 |
| ESD 112 | 38 | 130.4 | 47 | 81.3 | 30 | 112.8 | 60 | 123.6 |
| ESD 113 | 46 | 210.1 | 47 | 111.8 | 20 | 104.2 | 33 | 90.4 |
| ESD 114 | 20 | 123.7 | 21 | 74.2 | 17 | 140.7 | 32 | 142.7 |
| ESD 121 | 293 | 191.4 | 343 | 124.5 | 126 | 107.9 | 301 | 134.2 |
| ESD 123 | 34 | 149.9 | 89 | 205.9 | 41 | 215.4 | 77 | 215.9 |
| ESD 171 | 27 | 213.7 | 44 | 178.4 | 32 | 289.3 | 50 | 255.8 |
| ESD 189 | 115 | 205.0 | 150 | 144.5 | 55 | 120.4 | 104 | 119.3 |
| State total | 689 | 191.0 | 883 | 132.1 | 396 | 135.8 | 778 | 137.8 |

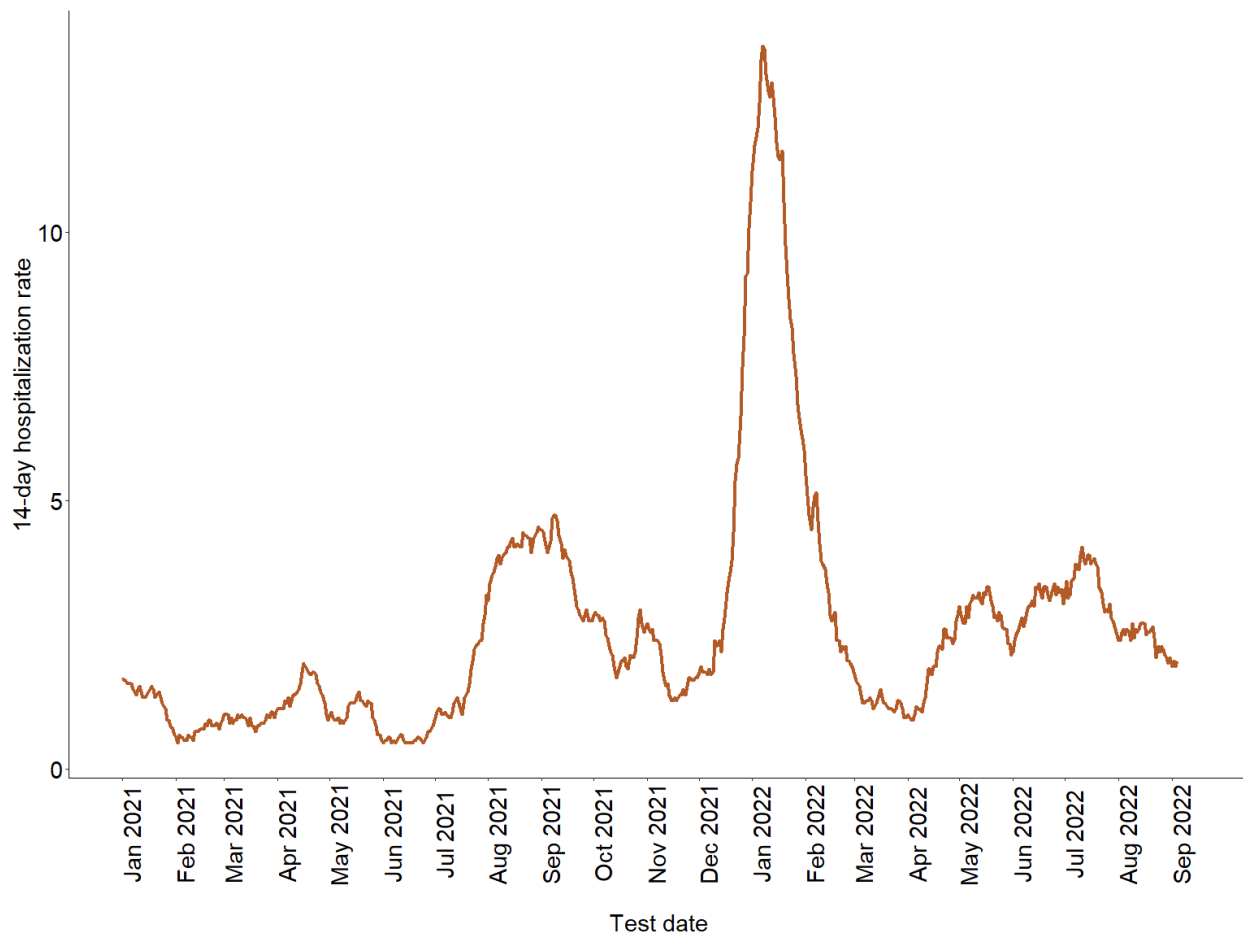
COVID-19 case rate per 100,000 population in all children and youth by ESD region and age group, September 03, 2022 - September 17, 2022



COVID-19 hospitalization rate per 100,000 population in all children and youth in Washington, September 03, 2022 - September 17, 2022

| Population | Hospitalization count | Hospitalization rate |
|------------|-----------------------|----------------------|
| 1,885,561 | 38 | 2 |

14-day COVID-19 hospitalization rate per 100,000 population in all children and youth in Washington state, January 1, 2021 to Sep 17, 2022



Methods

Definitions

Case data in this report come from the Washington State Disease Reporting System (WDRS). A 'case' is defined as an individual between the ages of 0 and 19 years who tested positive for COVID-19 during a 14-day period by either molecular test (such as PCR) or antigen tests. Most antigen tests are rapid tests and provide results in approximately 15 minutes to 1 hour.

The report includes the most recent complete 14 days of data, September 03, 2022 - September 17, 2022.

Cases are assigned to an ESD region based on the individual's home address. Children and youth with COVID-19 include all individuals living within an ESD's jurisdiction who are 0-19 years old, regardless of where they actually learn. This includes:

- students who attend a public or private school in the ESD region
- homeschooled youth
- youth who reside in a juvenile correctional facility
- all other children and youth

Please note that case rates and counts do not represent cases that occurred among students enrolled in a particular ESD or district. They represent all children and youth within the region served by an ESD or district.

An accurate home address was missing for approximately 0% of cases in children and youth with a test date between September 03, 2022 - September 17, 2022. These cases are not included in this report.

A COVID-19 hospitalization is a Washington resident who has been identified using case investigation data in WDRS or links with Rapid Health Information Network (RHINO) records as hospitalized with confirmed or probable COVID-19. Due to small numbers, to protect privacy hospitalization data are only reported at the state level.

Deaths are reported to the state by health care providers, medical examiners or coroners, local health departments, or others to the official vital records database, WHALES. COVID-19 deaths included in this report are identified in WHALES where the cause of death was confirmed or suspected to have been COVID-19. Due to small numbers, to protect privacy death data are only reported at the state level aggregated across time.

14-day rate calculation

Case rates are calculated as the total number of cases within the specified demographic (e.g. age group) and ESD region with a test date during the 14-day period divided by the Washington state population for the same region and demographic.

Hospitalization rates are calculated as the total number of hospitalizations in Washington state with a test date during the 14-day period divided by the Washington state population 0-19 years old.

All rates presented in this report use the Washington state population distribution based on the Office of Financial Management's (OFM) April 1, 2020 population estimates by age, sex, race, and Hispanic origin.