

# **COVID-19 Cases Among Children and Youth in Washington**

**Washington State Department of Health**

**March 15, 2023**

---



**To request this document in another format, call 1-800-525-0127. Deaf or hard of hearing customers, please call 711 (Washington Relay) or email [civil.rights@doh.wa.gov](mailto:civil.rights@doh.wa.gov).**

**Publication Number:** 421-019

**For more information or additional copies of this report:**

Office of Health and Science Center for Data Science 1610 NE 150th Street, MS: K17-9  
Shoreline, WA 98155

Phone: 206-418-5700 (24-hour contact for local health jurisdictions only)

Email: [DOH-PHOCIS-Surveillance@doh.wa.gov](mailto:DOH-PHOCIS-Surveillance@doh.wa.gov)

---

# COVID-19 Cases Among Children and Youth in Washington

**March 15, 2023**

The purpose of this report is to provide information on COVID-19 in all children and youth, ages 0 to 19 years, in Washington state. Children and youth across Washington continue to be affected by the COVID-19 pandemic. While schools are taking precautions to prevent the spread of the virus, understanding the burden of the disease among all children and youth can help communities, educational service districts (ESD), school districts, and schools better prepare and respond to shifting needs. This report describes cases among all children and youth in Washington and are broken down by ESD regions, and age. An ESD is a regional education unit that is made up of multiple school districts. State level hospitalization and death data are also provided.

**Cases are assigned to an ESD region based on the individual's home address. Children and youth with COVID-19 include all individuals living within an ESD's jurisdiction who are 0-19 years old, regardless of where they actually learn.**

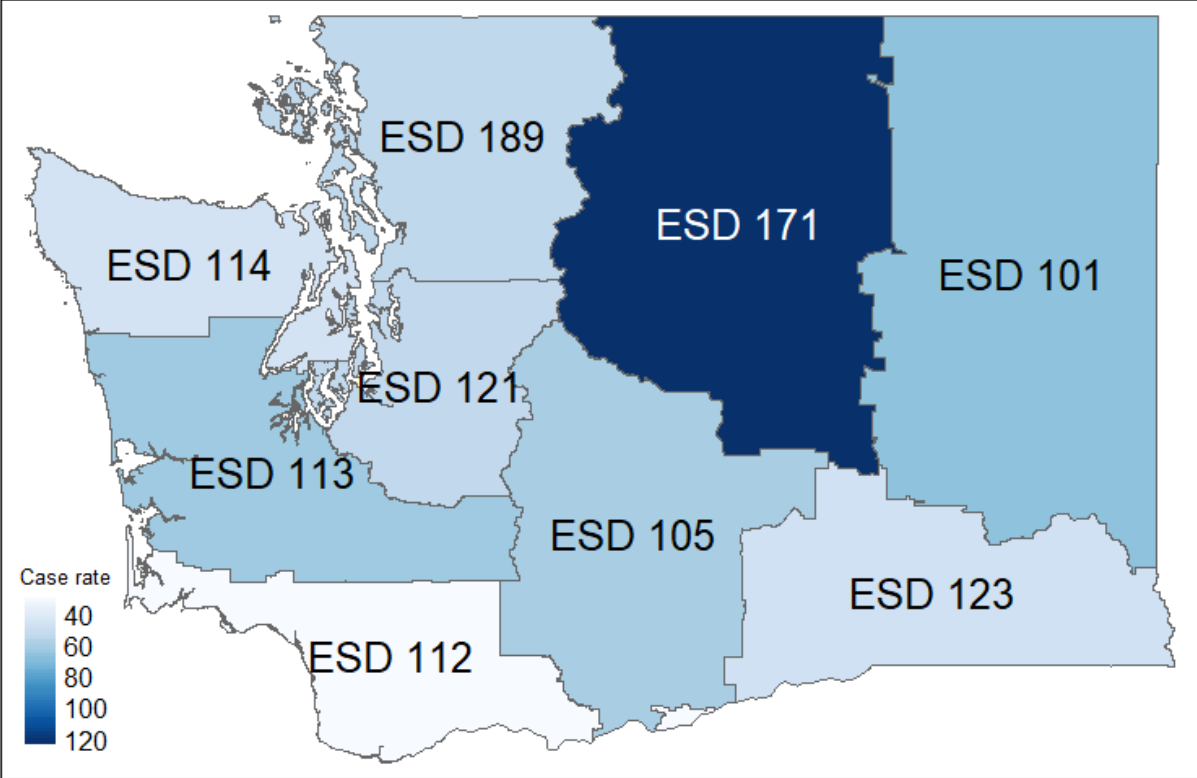
## Key findings

- Among children and youth in Washington state from February 18, 2023 to March 04, 2023:
  - there were 1,036 cases (54.9 cases per 100,000 population);
  - case rates are continuing to decrease;
  - the highest case rates were in ESD 171 Washington;
  - 0-3 year-olds had the highest case rates (102.3 cases per 100,000 population);
  - there were 26 hospitalizations (1.4 hospitalizations per 100,000 population);
  - hospitalization rates are stable.
- There have been a total of 23 deaths in all children and youth in Washington state reported January 1, 2021 to Mar 04, 2023

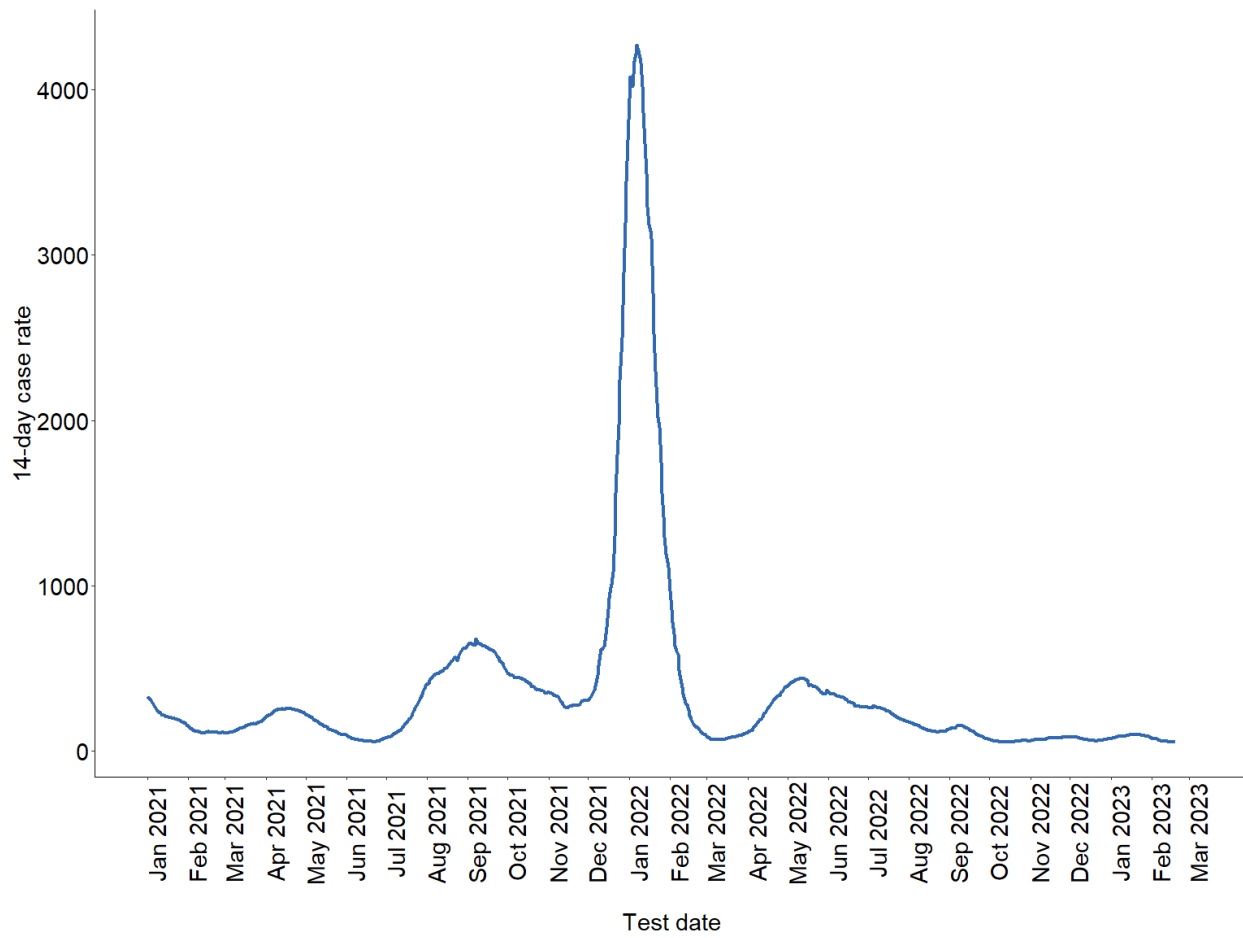
**Number of COVID-19 cases and case rate per 100,000 population in all children and youth by ESD region, February 18, 2023 - March 04, 2023**

ESD	Population	Case count	Case rate
ESD 101	168,583	113	67.0
ESD 105	105,235	64	60.8
ESD 112	162,085	45	27.8
ESD 113	119,629	76	63.5
ESD 114	78,966	36	45.6
ESD 121	769,804	405	52.6
ESD 123	120,595	57	47.3
ESD 171	67,904	83	122.2
ESD 189	292,760	157	53.6
<b>State total</b>	<b>1,885,561</b>	<b>1,036</b>	<b>54.9</b>

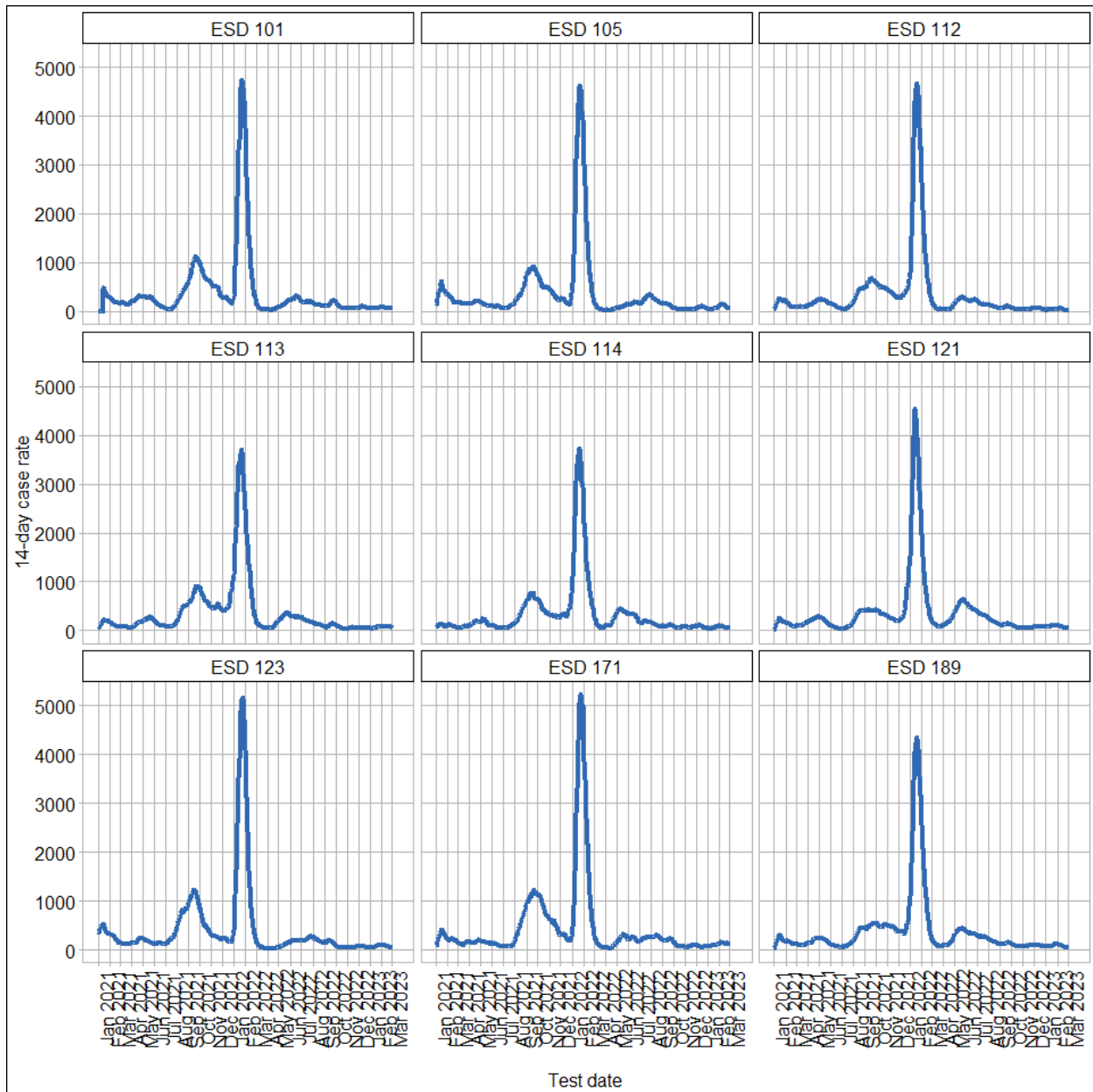
**COVID-19 case rate per 100,000 population in all children and youth by ESD region, February 18, 2023 to March 04, 2023**



**14-day COVID-19 case rate per 100,000 population in all children and youth in Washington state, January 1, 2021 to Mar 04, 2023**



**14-day COVID-19 case rate per 100,000 population in all children and youth in Washington state by ESD region, January 1, 2021 to Mar 04, 2023**

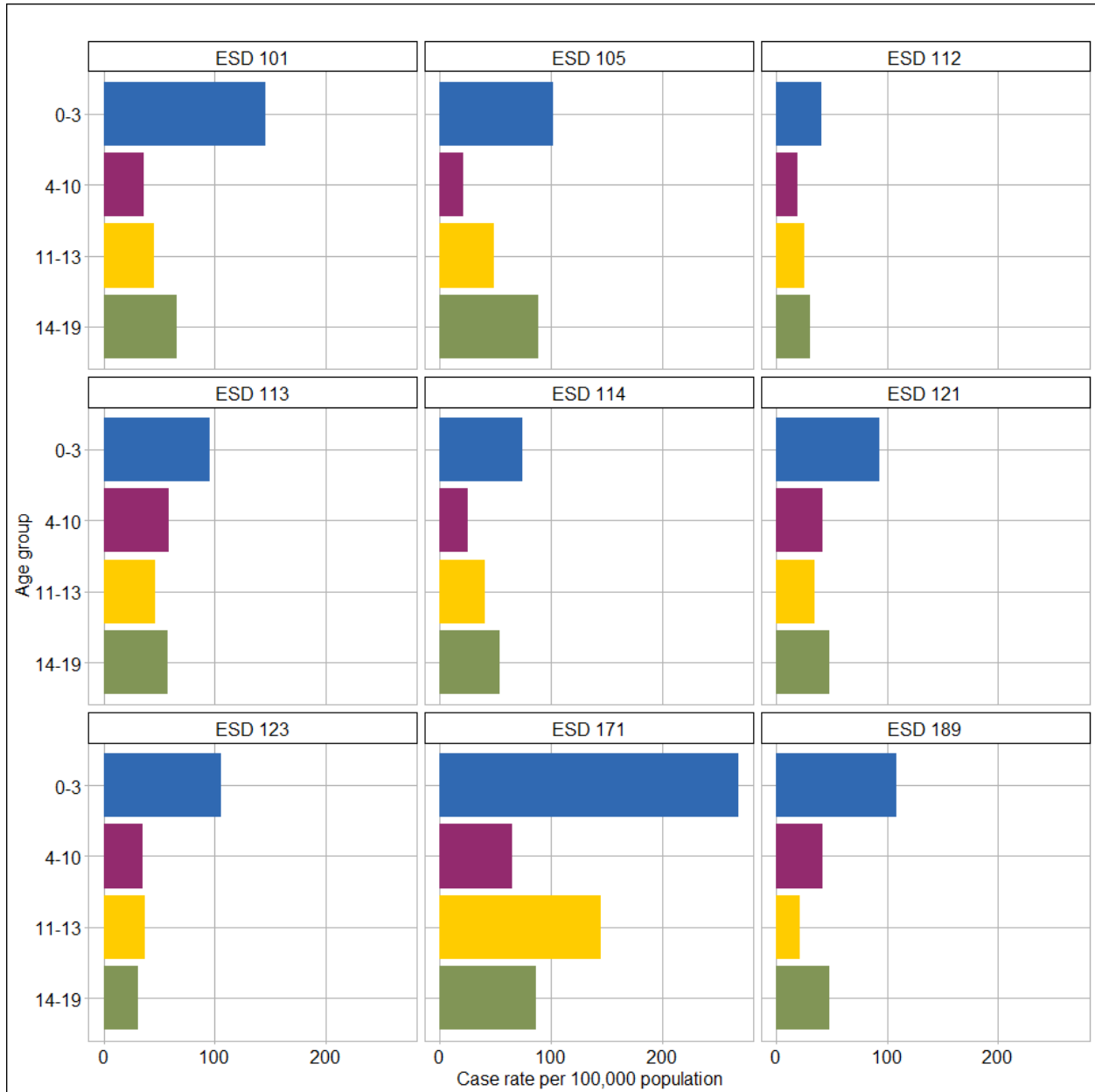


**Number of COVID-19 cases and case rate per 100,000 population in all children and youth by ESD region and age group, February 18, 2023 - March 04, 2023**

	0-3 year-olds (preschool)		4-10 year-olds (elementary school)		11-13 year-olds (middle school)		14-19 year-olds (high school)	
ESD	Case count	Case rate	Case count	Case rate	Case count	Case rate	Case count	Case rate
ESD 101	43	146.0	20	36.0	11	44.6	39	66.2
ESD 105	20	101.8	8	21.3	8	48.6	28	88.7
ESD 112	12	41.2	11	19.0	7	26.3	15	30.9
ESD 113	21	95.9	25	59.5	9	46.9	21	57.5
ESD 114	12	74.2	7	24.7	5	41.4	12	53.5
ESD 121	142	92.7	115	41.7	41	35.1	107	47.7
ESD 123	24	105.8	15	34.7	7	36.8	11	30.8
ESD 171	34	269.1	16	64.9	16	144.6	17	87.0
ESD 189	61	108.7	44	42.4	10	21.9	42	48.2
<b>State total</b>	<b>369</b>	<b>102.3</b>	<b>261</b>	<b>39.0</b>	<b>114</b>	<b>39.1</b>	<b>292</b>	<b>51.7</b>



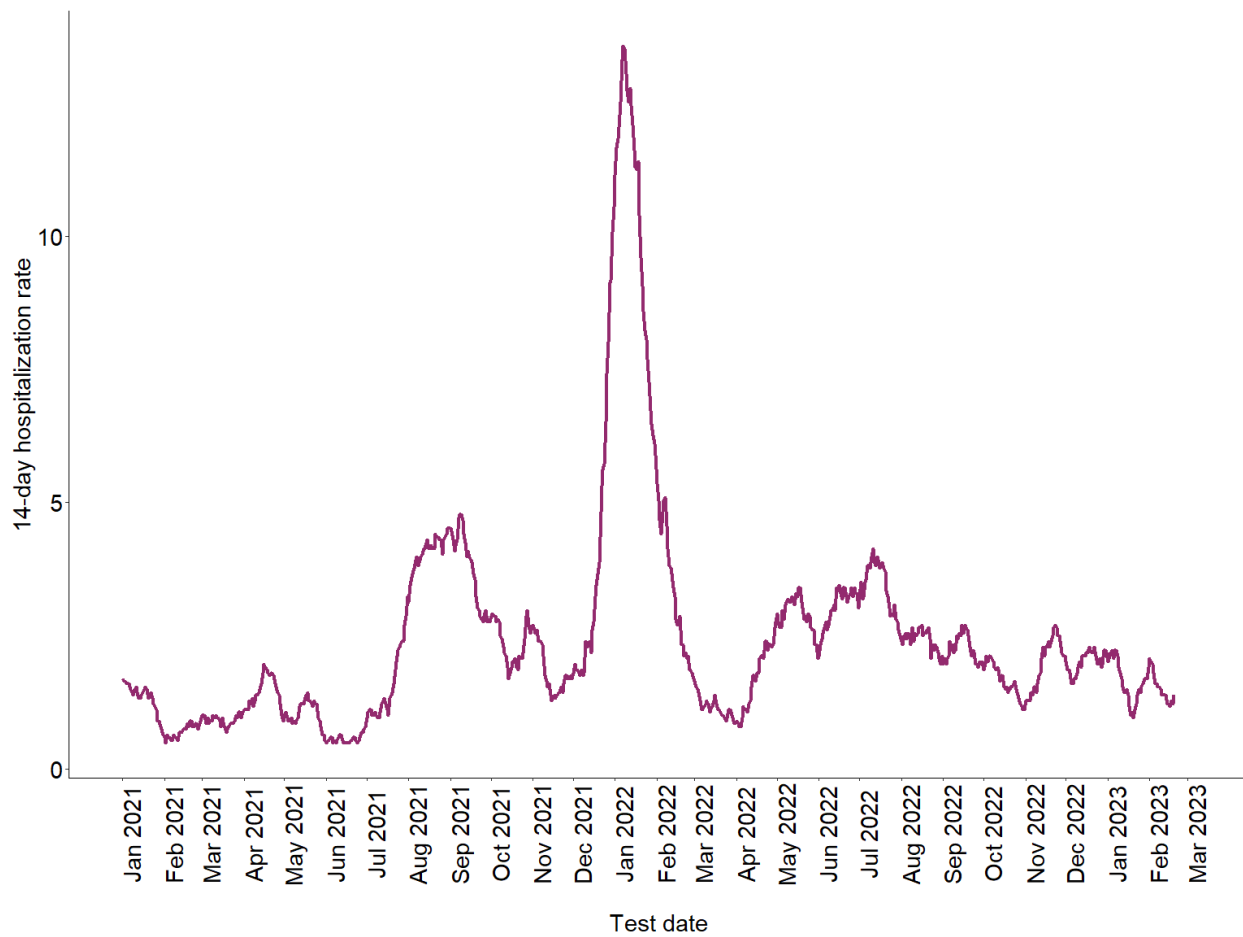
**COVID-19 case rate per 100,000 population in all children and youth by ESD region and age group, February 18, 2023 - March 04, 2023**



**COVID-19 hospitalization rate per 100,000 population in all children and youth in Washington, February 18, 2023 - March 04, 2023**

Population	Hospitalization count	Hospitalization rate
1,885,561	26	1.4

**14-day COVID-19 hospitalization rate per 100,000 population in all children and youth in Washington state, January 1, 2021 to Mar 04, 2023**



## Methods

### Definitions

Case data in this report come from the Washington State Disease Reporting System (WDRS). A 'case' is defined as an individual between the ages of 0 and 19 years who tested positive for COVID-19 during a 14-day period by either molecular test (such as PCR) or antigen tests. Most antigen tests are rapid tests and provide results in approximately 15 minutes to 1 hour.

The report includes the most recent complete 14 days of data, February 18, 2023 - March 04, 2023.

Cases are assigned to an ESD region based on the individual's home address. Children and youth with COVID-19 include all individuals living within an ESD's jurisdiction who are 0-19 years old, regardless of where they actually learn. This includes:

- students who attend a public or private school in the ESD region
- homeschooled youth
- youth who reside in a juvenile correctional facility
- all other children and youth

**Please note that case rates and counts do not represent cases that occurred among students enrolled in a particular ESD or district. They represent all children and youth within the region served by an ESD or district.**

An accurate home address was missing for approximately 0% of cases in children and youth with a test date between February 18, 2023 - March 04, 2023. These cases are not included in this report.

A COVID-19 hospitalization is a Washington resident who has been identified using case investigation data in WDRS or links with Rapid Health Information Network (RHINO) records as hospitalized with confirmed or probable COVID-19. Due to small numbers, to protect privacy hospitalization data are only reported at the state level.

Deaths are reported to the state by health care providers, medical examiners or coroners, local health departments, or others to the official vital records database, WHALES. COVID-19 deaths included in this report are identified in WHALES where the cause of death was confirmed or suspected to have been COVID-19. Due to small numbers, to protect privacy death data are only reported at the state level aggregated across time.

### 14-day rate calculation

Case rates are calculated as the total number of cases within the specified demographic (e.g. age group) and ESD region with a test date during the 14-day period divided by the Washington state population for the same region and demographic.

Hospitalization rates are calculated as the total number of hospitalizations in Washington state with a test date during the 14-day period divided by the Washington state population 0-19 years old.

All rates presented in this report use the Washington state population distribution based on the Office of Financial Management's (OFM) April 1, 2020 population estimates by age, sex, race, and Hispanic origin.