

# Statewide COVID-19 Outbreak Report

Washington State Department of Health

02/02/2022

To request this document in another format, call 1-800-525-0127. Deaf or hard of hearing customers, please call 711 (Washington Relay) or email [civil.rights@doh.wa.gov](mailto:civil.rights@doh.wa.gov).

For inquiries about this report from media, contact the Public Information Desk: [doh-pio@doh.wa.gov](mailto:doh-pio@doh.wa.gov).

Publication Number 420-286

*Coronavirus disease 2019 (COVID-19) surveillance in Washington State is based upon local health jurisdictions (LHJs) reporting information about COVID-19 cases or outbreaks through the Washington Disease Reporting System (WDRS), which can be updated with new information over time. Given this dynamic nature of COVID-19 surveillance data, outbreaks reported previously may be removed from subsequent reports after investigation. Additionally, there may be a large reporting delay for information pertaining to outbreaks, meaning that the number of reported outbreaks may be underestimated for the most recent weeks.*

## Summary

This document provides an overview of reported COVID-19 outbreaks in Washington State. This report is based on information in the WDRS database. LHJs are asked to report outbreaks to the Washington State Department of Health (DOH) by creating outbreak events in WDRS for each outbreak. We compute an Outbreak Reference Date to approximate the beginning of each outbreak, using all available information, including symptom onset date and outbreak report date. This date parameter is used in the graphs below.

Healthcare settings, including long-term care facilities (LTCFs), are reported and investigated separately from non-healthcare settings due to unique infection prevention considerations in healthcare settings.

Non-healthcare settings in this report include congregate settings where COVID-19 outbreaks can occur. Examples of non-healthcare congregate settings include agricultural settings, public events, schools, childcare, restaurants, food processing facilities, and prisons.

For the purposes of this report, healthcare settings are defined as: long-term care facilities, hospitals, outpatient settings (dental clinics, etc.), behavioral health facilities, supported living facilities, home healthcare, dialysis centers, or independent senior living facilities. Long-term care facilities include nursing facilities, assisted living facilities, and adult family homes.

**Due to the recent surge in cases, local health jurisdictions' capacity to detect and report outbreaks to DOH may have been impacted. Different settings are subject to different outbreak reporting requirements and may have different capacity to report. Therefore the total number of outbreaks may be incomplete and it may be challenging to compare outbreaks across settings.**

## COVID-19 Outbreaks in Non-Healthcare Congregate Settings

An outbreak in a non-healthcare congregate setting, excluding K-12 schools, is defined by the following criteria being met:

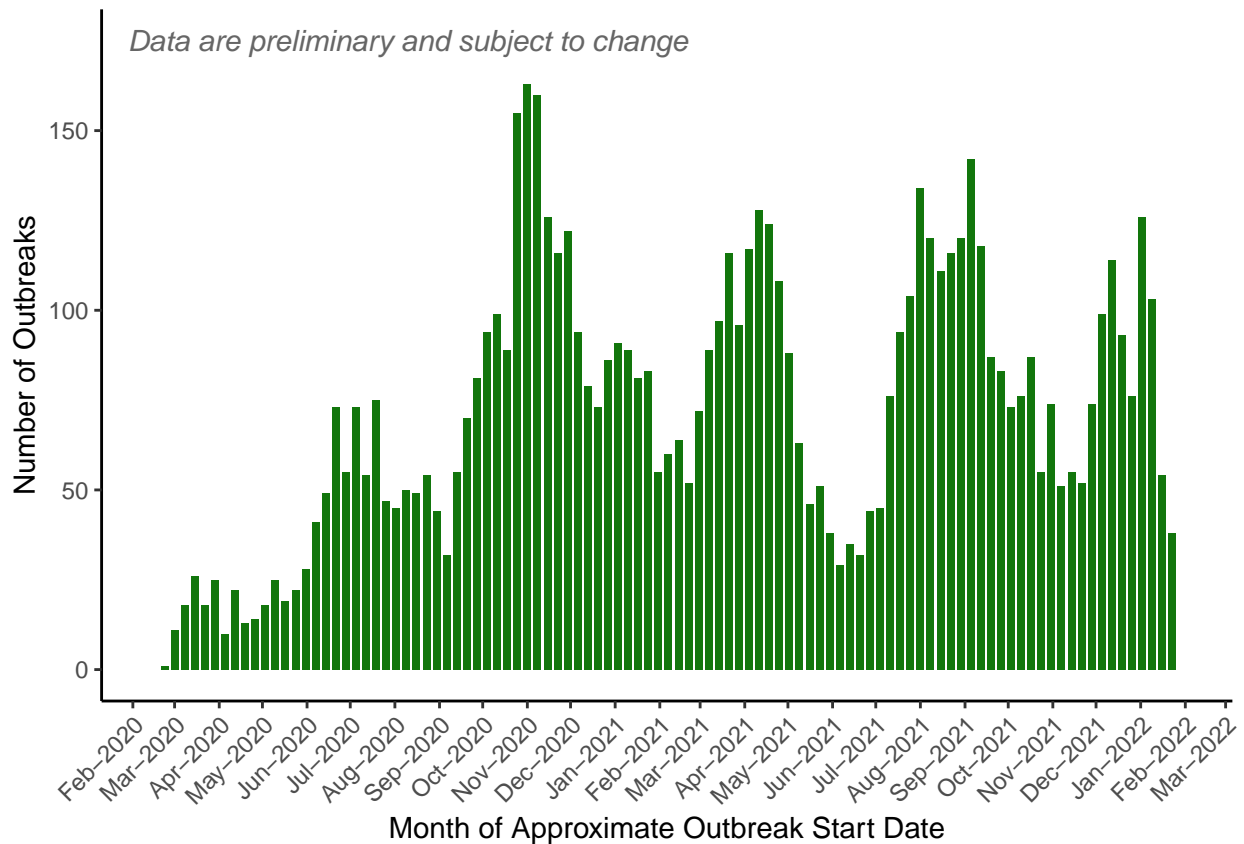
1. Two or more laboratory positive (PCR or antigen) COVID-19 cases, AND
2. At least two of the cases have symptom onset dates within 14 days of each other, AND
3. Plausible epidemiological evidence of transmission in a shared location other than a household is observed

The complete non-healthcare workplace setting guideline can be found here: <https://www.doh.wa.gov/Portals/1/Documents/5100/420-284-Guidance-NonHC-Workplace.pdf>

The K-12 school outbreak definition has been updated, starting August 1, 2021, to align with the definition set by the Council of State and Territorial Epidemiologists (CSTE). For more information about outbreaks in K-12 schools, including the definition, please see: <https://www.doh.wa.gov/Portals/1/Documents/1600/coronavirus/data-tables/420-312-K12SchoolsOutbreakReport.pdf>

### Number of non-healthcare congregate settings outbreaks reported by approximate week of initial symptom onset, through 01/29/2022

The following epidemiologic curve shows the 7,276 non-healthcare associated COVID-19 outbreaks that were reported as of Saturday, 01/29/2022.



**Number of non-healthcare COVID-19 outbreaks reported by setting, ever reported and reported during the most recent week (01/23/2022 - 01/29/2022)**

This table describes outbreaks that are reported to DOH by LHJs. There is often a delay between when an outbreak occurs and when it is reported to DOH, due to the time it takes to investigate an outbreak, collect data and report to DOH. Outbreaks reported in the most recent week may not have occurred in the most recent week. The most recent week included in this report is Sunday, 01/23/2022 through Saturday, 01/29/2022.

Due to the recent surge in cases, local health jurisdictions’ capacity to detect and report outbreaks to DOH may have been impacted. Different settings are subject to different outbreak reporting requirements and may have different capacity to report. Therefore the total number of outbreaks may be incomplete and it may be challenging to compare outbreaks across settings.

Outbreak Setting Description	Ever reported	Reported in the most recent week
K-12 school	1067	62
Childcare/pre-k	689	23
Food service/restaurant	555	3
Manufacturing (non-food)	530	5
Retail	509	10
Grocery	402	6
Shelter/homeless service	383	3
Construction	345	1
Other Service Providing Setting	281	4
Agriculture/Produce Packing	229	3
Professional services/office-based (business, IT, finance, legal)	219	4
Place of worship	173	1
Transportation/shipping/delivery	165	3
Government Agency/Facility	142	3
Manufacturing (food and food-related)	136	2
Private event	128	0
Corrections	125	1
Leisure/hospitality/recreation	122	2
Utilities	116	2
Public safety	99	7
Warehousing	91	0
College/university	81	0
Congregate housing (not employer provided)	76	1
Youth sport/activity/camp	71	1
Facility/domestic cleaning service	67	0
Other Community Setting	56	0
Personal care and service (hair, nails)	52	0
Bar/nightclub	48	0
Real estate	38	1
College housing	34	1
Large gathering	34	0
Seafood processing	30	0
Hotel	27	0
Other Goods Production Setting	27	0

*(Continued on Next Page...)*

*(continued)*

Outbreak Setting Description	Ever reported	Reported in the most recent week
Other Government Setting	20	1
Juvenile Rehabilitation	20	0
DCYF Licensed Group Care	15	0
Fishing	14	0
Natural resources and mining	12	0
Animal production	11	1
Forestry/hunting	7	0
Stadium, arena, venues	6	0
Missing setting description	24	9
<i>Total</i>	<i>7276</i>	<i>160</i>

## Long-Term Care Facility Outbreaks by Illness Onset Date

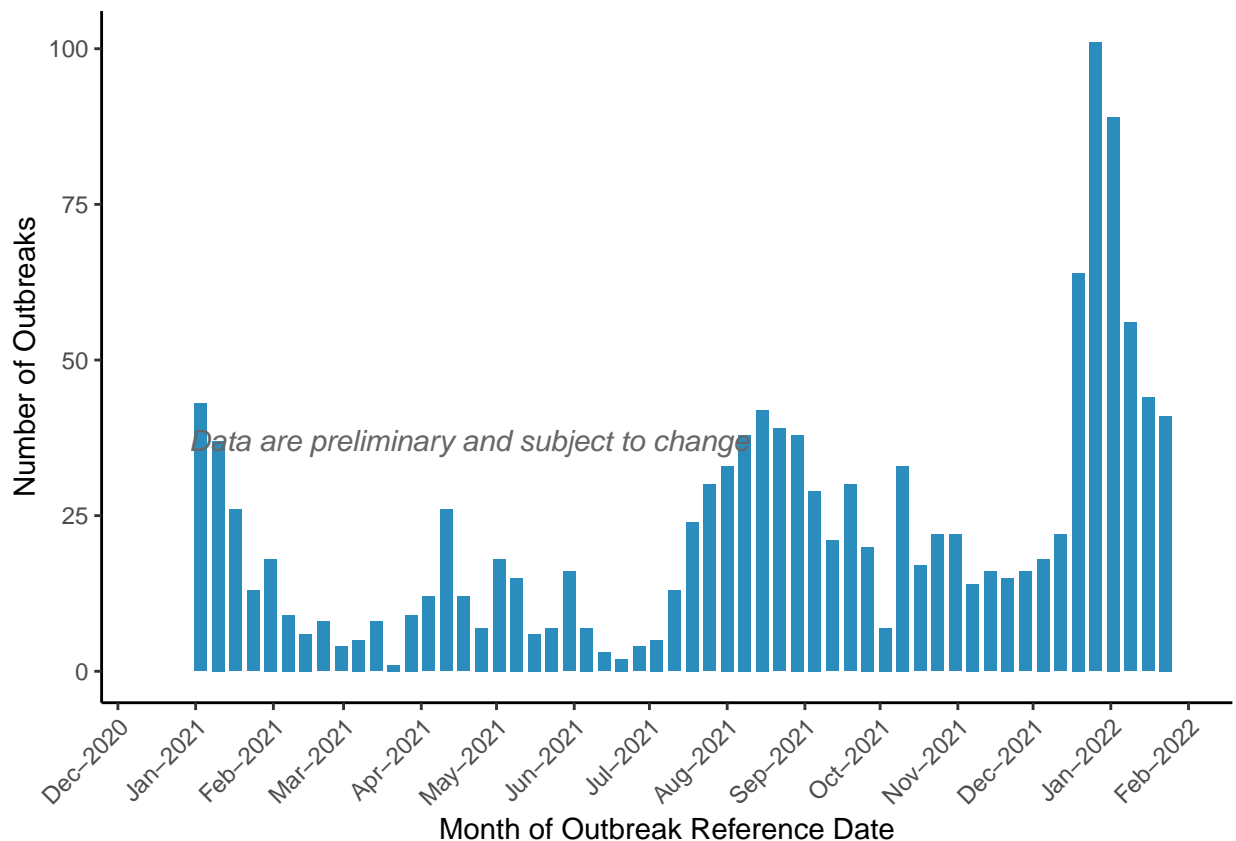
As outlined in the outbreak definitions current as of January 1, 2021, [DOH Interim COVID-19 Outbreak Definition for Healthcare Settings](#), an outbreak in long-term care settings is defined by the following criteria being met:

1. One or more long-term care facilities and agencies-acquired COVID-19 infection in a resident, OR
2. Two or more COVID-19 infection in healthcare workers who were on-site in the long-term care facility or agency at any time during their infectious period OR during their exposure period and has no other known or more likely exposure source.

*The outbreak in healthcare settings definition was updated to better capture potential transmission in the facility. Total counts of LTC outbreaks are calculated using the previous definition through 12/31/2020, and the currently utilized definition begins 1/1/2021.*

A total of 3265 long-term care (LTC) facility COVID-19 outbreaks have been reported in settings including nursing homes, assisted living facilities, adult family homes, enhanced services facilities, and intermediate care facilities for individuals with intellectual disabilities as of 01/29/2022. This epidemiologic curve shows the number of LTC outbreaks over time by approximate onset date of the first case. Outbreaks may include residents as well as employees and visitors. Not all cases were exposed at a LTCF. Many cases visited multiple places during their exposure period, and some individuals may have visited a LTCF after disease onset. Facilities with multiple licenses for different acuity levels have been assigned to the higher acuity license.

### Number of Long-term Care outbreaks reported by approximate week of initial symptom onset from 01/01/2021 through 01/30/2022



## 2020 Long-Term Care Facility Outbreaks by Illness Onset Date

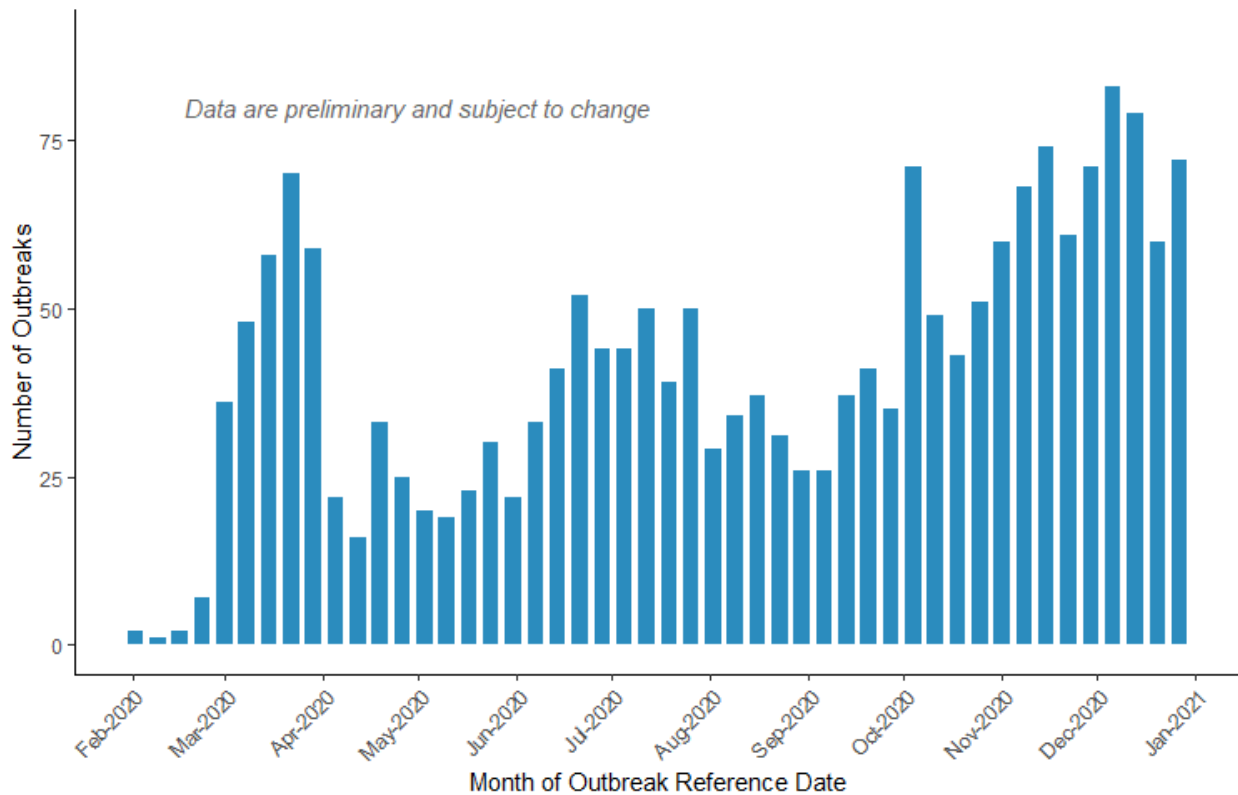
As outlined in the outbreak definitions applicable before January 1st, 2021, DOH Interim COVID-19 Outbreak Definition for Healthcare Settings, an outbreak in long-term care settings is defined by the following criteria being met:

1. One resident or healthcare worker with laboratory positive COVID-19 (PCR or antigen test), OR
2. Two or more residents or healthcare workers with new-onset respiratory symptoms consistent with COVID-19 within 72 hours of each other.

*The outbreak in healthcare settings definition was updated to better capture potential transmission in the facility. Total counts of LTC outbreaks are calculated using the previous definition through 12/31/2020, and the currently utilized definition begins 1/1/2021.*

This epidemiologic curve shows the number of LTC outbreaks in settings including nursing homes, assisted living facilities, and adult family homes over time by approximate onset date of the first case. Outbreaks may include residents as well as employees. Not all cases were exposed at a LTCF. Many cases visited multiple places during their exposure period, and some individuals may have visited a LTCF after disease onset. Facilities with multiple licenses for different acuity levels have been assigned to the higher acuity license.

### Number of Long-term Care outbreaks reported by approximate week of initial symptom onset through 12/31/2020



## Inpatient and Outpatient Healthcare Setting Outbreaks

As outlined in the outbreak definitions current as of January 1st, 2021, [DOH Interim COVID-19 Outbreak Definition for Healthcare Settings](#), an outbreak in an inpatient hospital setting is defined by the following criteria being met:

1. Two or more cases of COVID-19 infection in a patient 7 or more days after admission for a non-COVID condition, with epi-linkage.
2. Three or more cases of COVID-19 infection in healthcare workers with epi-linkage, AND no other more likely sources of exposure (who do not share a household, and are not listed as a close contact of each other outside of the workplace during standard case investigation or contact tracing) for at least 2 of the cases.

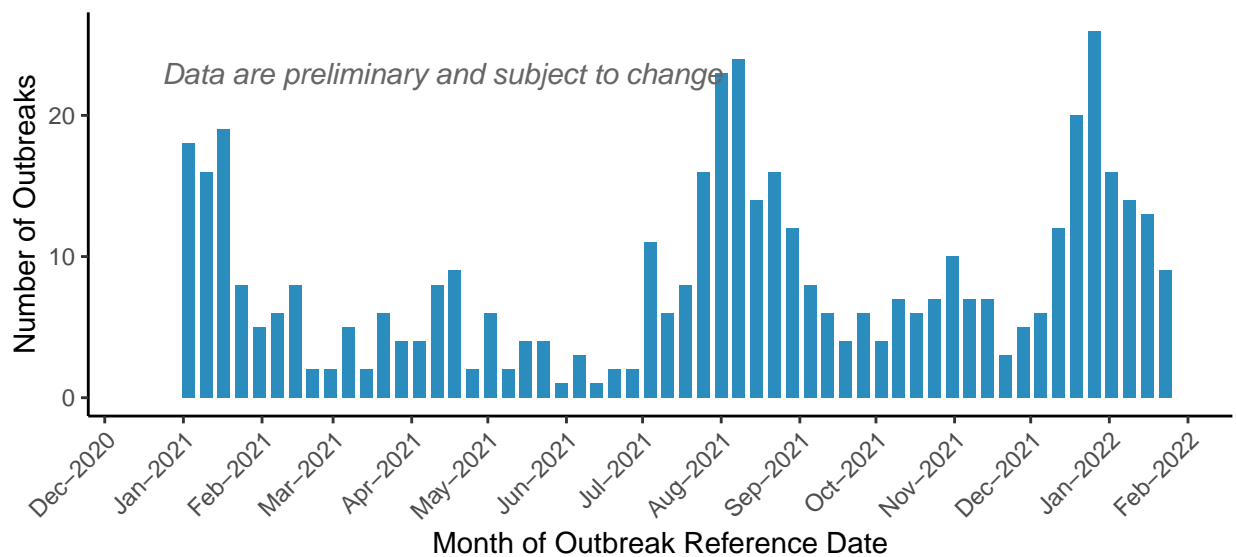
As outlined in the the outbreak definitions current as of January 1st, 2021, [DOH Interim COVID-19 Outbreak Definition for Healthcare Settings](#), an outbreak in an outpatient healthcare setting (e.g., dental clinic) is defined by the following criteria being met:

1. Three or more cases of COVID-19 infection cases in patients or healthcare workers, with epi-linkage, AND no other more likely sources of exposure (who do not share a household, and are not listed as a close contact of each other outside of the workplace during standard case investigation or contact tracing) for at least 2 of the cases.

*The outbreak in healthcare settings definition was updated to better capture potential transmission in the facility. Total counts of inpatient and outpatient healthcare setting outbreaks are calculated using the previous definition through 12/31/2020, and the currently utilized definition begins 1/1/2021.*

A total of 1080 inpatient and outpatient healthcare-associated COVID-19 outbreaks have been reported in settings including hospitals, outpatient settings, behavioral health facilities, supported living facilities, home healthcare, dialysis centers, and independent senior living facilities\* as of 01/29/2022. The figure below shows the number of inpatient and outpatient healthcare setting outbreaks over time by week of approximate onset date of the first reported case. These outbreaks may include employees and patients, and we currently have limited ability to distinguish among them. Outbreak reporting prior to June 1st is less complete than more recent weeks. \*Senior living is included in the healthcare category because these apartment-like settings are often co-located with long-term care facilities.

### Number of Inpatient and Outpatient Healthcare Setting outbreaks reported by approximate week of initial symptom onset from 1/1/2021 through 01/29/2022





## 2020 Inpatient and Outpatient Healthcare Setting Outbreaks

As outlined in the outbreak definitions applicable before January 1st, 2021, DOH Interim COVID-19 Outbreak Definitions for Healthcare Settings, an outbreak in a residential healthcare setting (e.g., residential treatment center) is defined by the following criteria being met:

1. One patient or healthcare worker with laboratory positive COVID-19 (PCR or antigen test), OR
2. Two or more patients or healthcare workers with new-onset respiratory symptoms consistent with COVID-19 within 72 hours of each other.

As outlined in the outbreak definitions applicable before January 1st, 2021, DOH Interim COVID-19 Outbreak Definitions for Healthcare Settings, an outbreak in an outpatient healthcare setting (e.g., dental clinic) is defined by the following criteria being met:

1. Two or more cases of laboratory positive COVID-19 in patients or staff with epi-linkage who do not share a household, and are not listed as a close contact of each other outside of the workplace during standard case investigation or contact tracing

*The outbreak in healthcare settings definition was updated to better capture potential transmission in the facility. Total counts of inpatient and outpatient healthcare setting outbreaks are calculated using the previous definition through 12/31/2020, and the currently utilized definition begins 1/1/2021.*

The figure below shows the number of inpatient and outpatient healthcare-associated outbreaks in settings including hospitals, outpatient settings, behavioral health facilities, supported living facilities, home healthcare, dialysis centers, and independent senior living facilities\* over time by week of approximate onset date of the first reported case. These outbreaks may include employees and patients, and we currently have limited ability to distinguish among them. Outbreak reporting prior to June 1st is less complete than more recent weeks. \*Senior living is included in the healthcare category because these apartment-like settings are often co-located with long-term care facilities.

### Number of inpatient and outpatient healthcare setting outbreaks reported by approximate week of initial symptom onset through 12/31/2020

