



COVID-19 Long Term Care Monthly Report

Washington State Department of Health

03/07/2023

To request this document in another format, call 1-800-525-0127. Deaf or hard of hearing customers, please call 711 (Washington Relay) or email civil.rights@doh.wa.gov.

Publication Number: DOH 420-285

For inquiries about this report from media, contact the Public Information Desk: doh-pio@doh.wa.gov

The data in this monthly report is reflective of all cases reported as of 03/06/2023.

Summary*

Measures	Totals
Total LTC-Associated Cases	62,644
Total LTC-Associated Deaths	4,675
Total LTC Facility Outbreaks	4,890

As of 03/06/2023, a total of 62644 COVID-19 cases (3% of total cases) and 4675 deaths (30% of total deaths) have been identified as associated or likely associated with a long-term care facility.

Methods*

Long term care facilities include: nursing homes, assisted living facilities, adult family homes, Enhanced Services Facilities, and Intermediate Care Facilities for Individuals with Intellectual Disabilities (ICF/IID). COVID-19 cases are identified by a positive PCR or antigen test. If the onset date is not known, the diagnosis date or report date is used. Cases and outbreaks include residents as well as employees and visitors. This report is based on information in the Washington Disease Reporting System (WDRS) database. Local Health Jurisdictions (LHJs) report outbreaks to the Washington State Department of Health (DOH) by creating outbreak events in WDRS. The data presented in this report reflects the addition of cases likely associated with a long-term care (LTC) facility through address or telephone matching to the facility. Cases associated with a LTC facility are those where the case association with a facility is noted in case interview, medical record, facility line list, address or telephone match to the facility or another measure indicated by the LHJ. An Outbreak Reference Date is computed to approximate the beginning of each outbreak, using all available information, including the symptom onset date and outbreak report date.

LTC-Associated Cases and Deaths by Illness Onset Date*

The following two epidemiologic curves show the number of LTC-associated cases and deaths by week of onset, over the entire pandemic and in 2022.

Figure 1: LTC Cases Across the Entire Pandemic

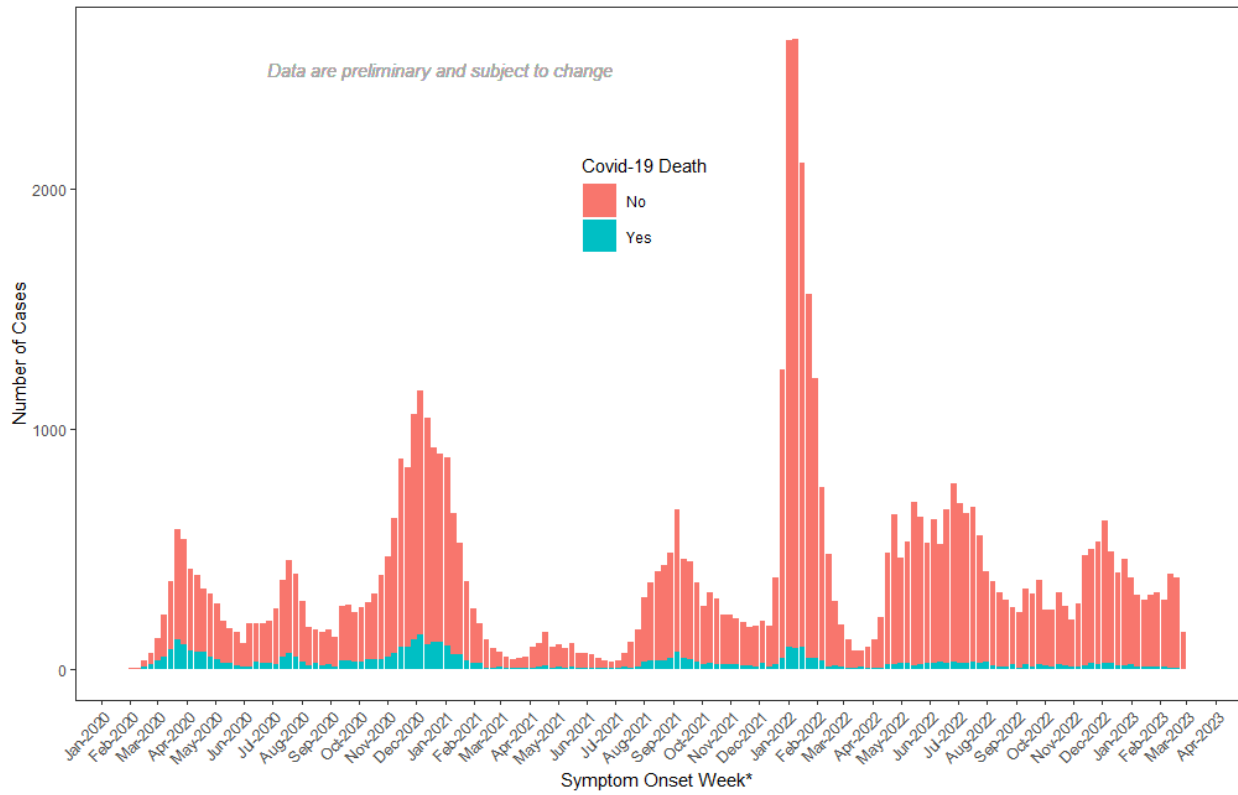
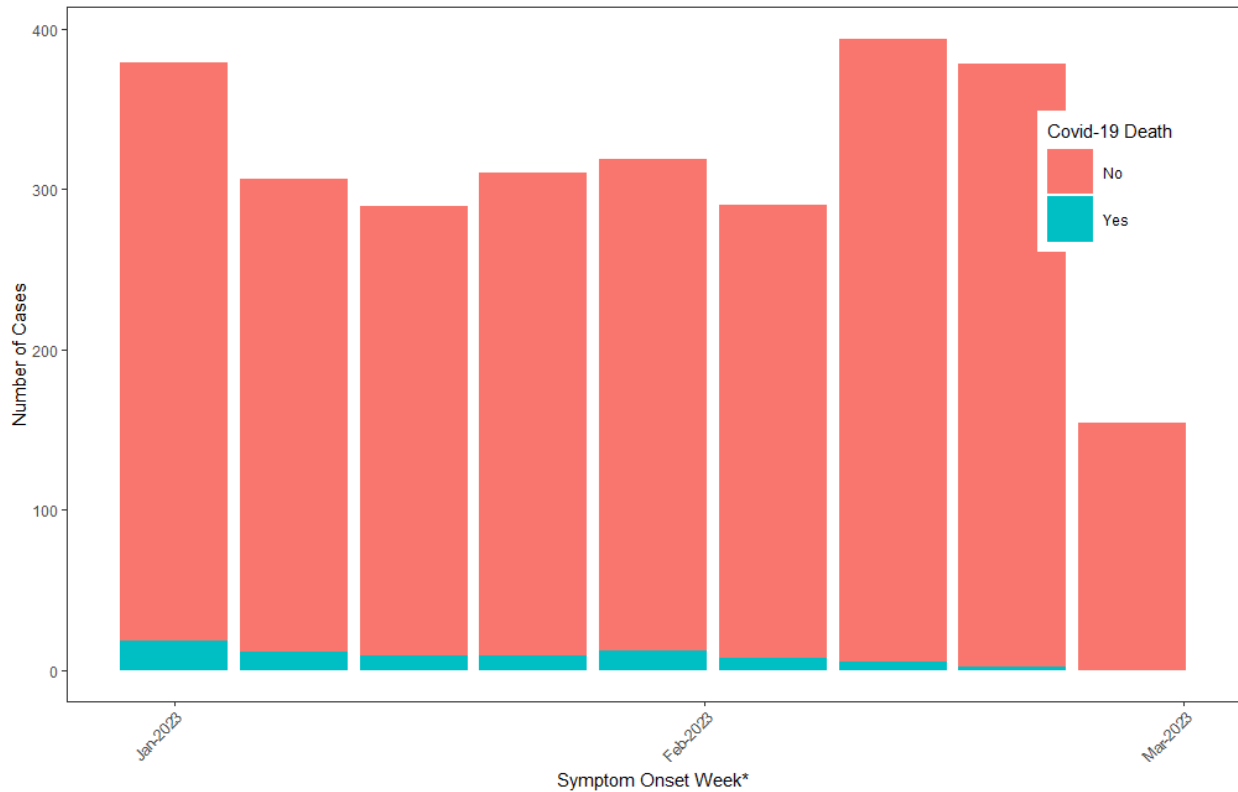


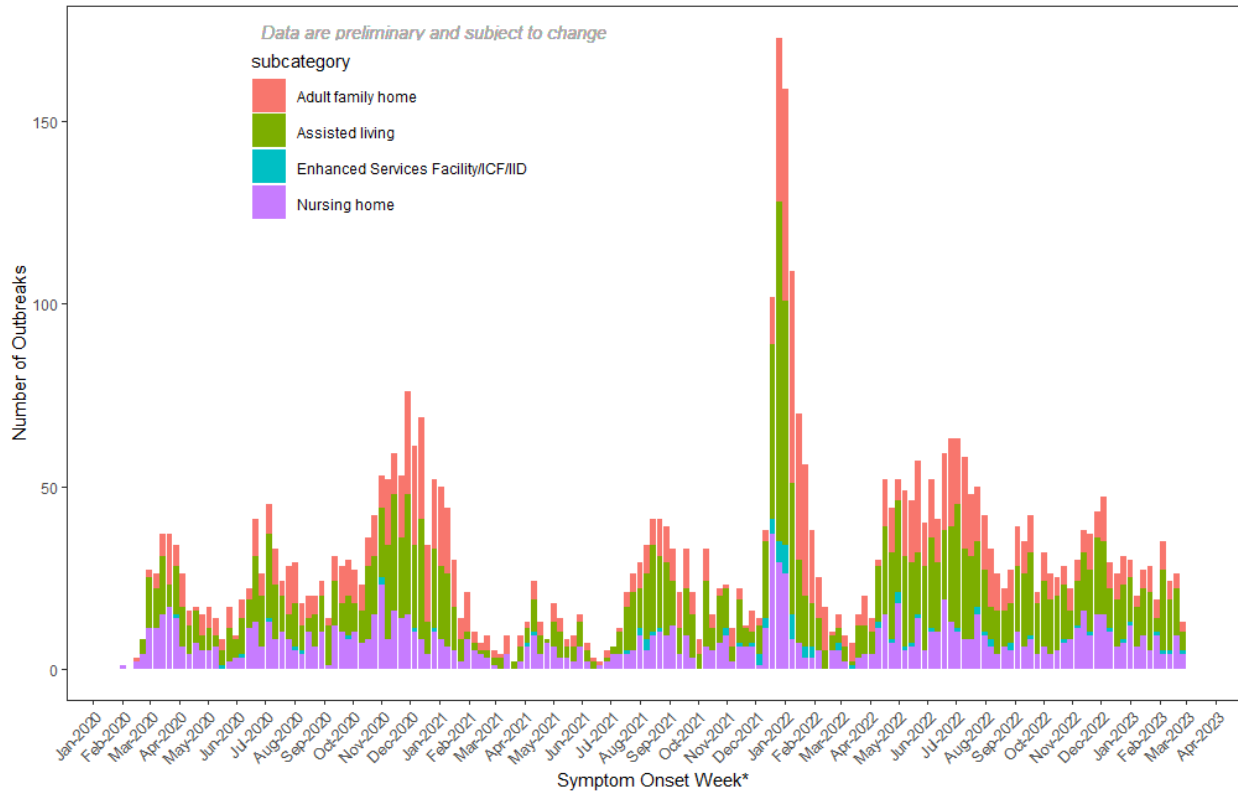
Figure 2: LTC Cases in 2023



Long-Term Care Facility Outbreaks by Illness Onset Date*

This epidemiologic curve shows the number of LTC outbreaks over time by the approximate onset date of the first case.

Figure 3: LTC Outbreaks Across the Pandemic



*Data notes:

Reporting:

- COVID-19 surveillance data is updated when new information about a case is reported, such as exposure and case information. Given the dynamic nature of COVID-19 surveillance data, data reported in the past may not match data reported in present time. Additionally, there may be extended periods of incomplete reporting. The number of cases and deaths associated with LTC facilities, as well as outbreaks, may not be complete for the last several weeks due to data entry delay.

Facilities:

- Facilities with multiple severity levels are assigned to the highest severity level.

Cases:

- Not all cases were exposed at a LTC facility. Many cases visited multiple places during their exposure period, and some individuals may have visited a LTC facility after disease onset.

Surveillance Updates:

- 3/1/2020 - An outbreak in a LTC facility is defined as:
 - One resident or healthcare worker with laboratory positive COVID-19 (PCR or antigen test), OR
 - Two or more residents or healthcare workers with new-onset respiratory symptoms consistent with COVID-19 within 72 hours of each other.
- 1/1/2021 - As outlined in the [DOH Interim COVID-19 Outbreak Definition for Healthcare Settings](#), an outbreak in a long-term care facility is defined:
 - One or more long-term care facilities and agencies-acquired COVID-19 infection in a resident, OR
 - Two or more COVID-19 infection in healthcare workers who were on-site in the long-term care facility or agency at any time during their infectious period OR during their exposure period and has no other known or more likely exposure source.
- 9/1/2021 - The COVID-19 re-infection definition was updated. Cases that previously tested positive are considered re-infections if the positive lab tests were more than 90 days apart. This new definition was implemented for re-infection dates after 9/1/2021.
- 1/1/2022 - Due to a surge in cases, LHJ capacity to detect and report outbreaks to DOH may have been impacted. Different settings are subject to different outbreak reporting requirements and may have different capacity to report. Therefore, the total number of outbreaks may be incomplete, and it may be challenging to compare outbreaks across settings.
- 2/7/2022 - The outbreak in healthcare settings definition was updated from the previous definition (see 1/1/2021 data note) to better capture potential transmission within the facility and align nationally with the Council of State and Territorial Epidemiologists (CSTE). The new definition is defined as:
 - One or more long-term care facilities and agencies-acquired COVID-19 infection in a resident