

Total Patients Per Day

2017	2019	2020
65	55	49



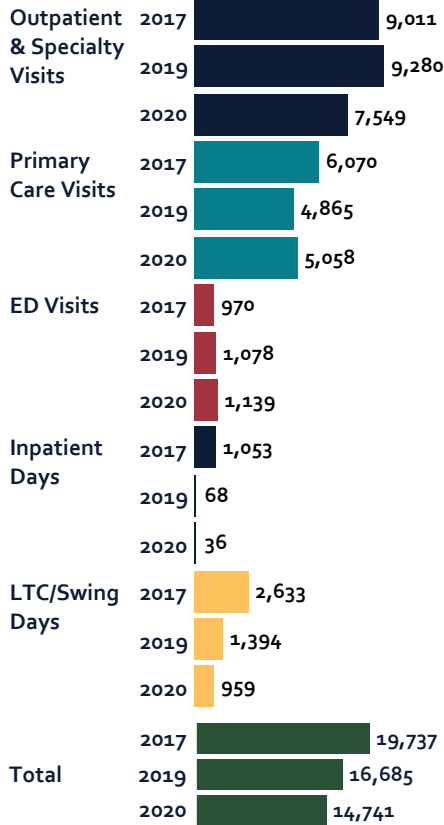
Acute Inpatients Per Day

2017	2019	2020
2.9	0.2	0.1

Services Offered

Dental	✓
Emergency	✓
Inpatient	✓
LTC/Swing	✓
Primary Care	✓
Rehabilitation	✓

Service Volume



History

Adams County Public Hospital District #2 was created in 1945 and East Adams Rural Hospital (EARH) was constructed in 1952 using a combination of bonds and Hill-Burton funds. EARH became a Critical Access Hospital in 2002 after meeting the federal and state designation requirements in the Washington State Rural Health Plan and the Medicare Conditions of Participation. It underwent a major renovation in 2017 that reconfigured and updated its interior for efficiency and patient comfort. Several new services, a helicopter pad, and a new clinic were also added at that time. In 2016, EARH was gifted the local nursing home and operated it for a period as a means of preserving access to long term care. In 2017, the nursing home was closed due to low Medicaid reimbursement, and to offset the loss of the beds, EARH converted a number hospital beds to swing beds to preserve access. EARH's vision is to be "a regional hub for health care in Eastern Adams County that is well-integrated with a network of health care partners to offer exceptional care in a modern facility enhanced by advanced technology."

Today

Since early 2020, physical plant investments that EARH made in 2017 have resulted in increased efficiency and improved the patient's care experience. It has also made EARH more attractive to providers which has allowed for more successful primary care recruitment and visiting specialists; all to the benefit of the community. The negative operating in 2017 and 2019 reflect, in part, the impact of operating the nursing home and lower volume caused by the loss of providers. At the end of 2021, and despite COVID and limitations on elective admissions, EARH ended with a positive total margin. During COVID many rural areas of the District were isolated and experienced extremely limited access to care. In response, EARH has committed to acquiring and operating a mobile van to travel to outlying areas, long-term care providers, schools and other settings to "meet residents where they are" and to better assure access. EARH has been active in the community; working with, the Rural East Adams Coalition for Health (REACH), and partnering with neighboring rural Public Hospital Districts in the Grand Columbia Health Alliance. As of late 2021, EARH assumed the lead role in a grant awarded by the State Office of Rural Health related to addressing equity issues in the County. The Empire Foundation is also providing support to the Countywide effort.

COVID's Impact

EARH has offered COVID-19 testing since the beginning of the pandemic and to date has performed more than 2,300 tests.

Due to coronavirus-induced restrictions on non-essential services, EARH saw significant declines in patient volume. Volume decreased by 12% between 2019 and 2020.

Primary care volumes were stable between 2019 and 2020 as a result of implementing telemedicine services.

EARH provided nearly 200 telemedicine visits in 2020.

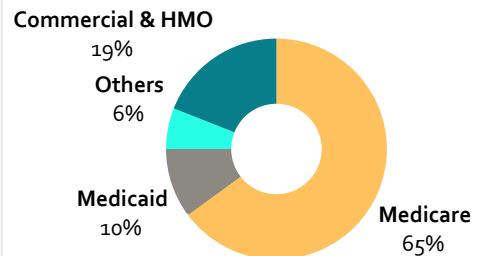


1.5K
COVID-19
Vaccines
Administered

Financial Indicators & Market Share

	2017	2019	2020
Cost of Charity Care	\$36,701	\$64,582	\$81,234
Cost of Bad Debt	\$798,744	\$223,927	\$665,303
Net Patient Revenue	\$8,287,577	\$6,573,127	\$6,591,346
Operating Margin	-18.5%	-33.2%	-31.4%
Total Margin (Operations & Taxes)	4.9%	-19.5%	18.2%
Service Area Inpatient Market Share	11.6%	2.6%	4.6%
Inpt Mkt Share Medicare/caid	15.3%	3.5%	4.0%
Inpt Mkt Share HMO/Commercial	1.3%	0.0%	5.9%

2020 Payer Mix



Unless indicated, all data is from CHARS or internal sources.



Community Characteristics

The District covers a service area of about 1,500 square miles of eastern Adams County. EARH also provides emergency services for travelers from Interstate 90 and US 395, major highways that meet in Ritzville. Eastern Adams County is much less diverse than the rest of the County and is significantly older. The total population of EARH's service area has been flat since at least 2010, with 100% of the growth occurring in the 65+, which represents 25% of the total population. 37% of the households have income below 200% of the federal poverty level.

Economic development, in the form of a 57-turbine wind farm that is now contributing an average of 50 megawatts of clean power for Avista, which serves 400,000 customers across 30,000 square miles in Washington, Idaho and Oregon opened in late 2020. More wind farm development is expected.

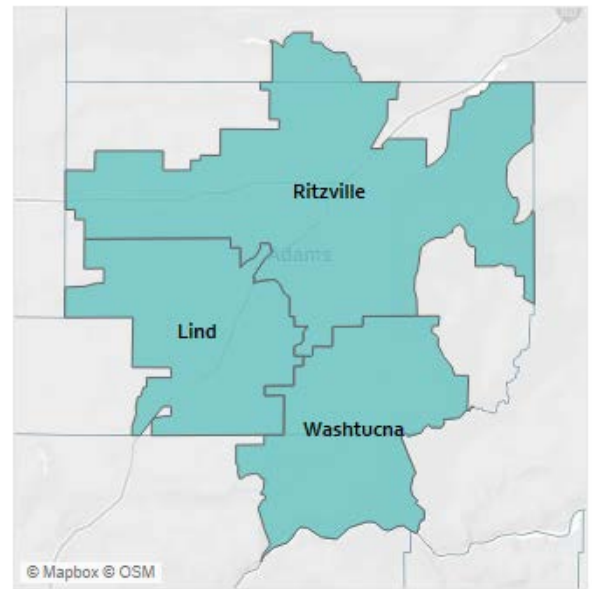
Top Employers

Lind-Ritzville Schools
East Adams Rural Health
Adams County
Agricultural Employers

Community Outreach

- Chronic Disease Management
- Diabetes Education
- Health Benefits Enrollment Assistance
- Health Education & Screenings
- Immunizations
- Nutrition and Physical Activity
- Obesity Prevention
- Smoking Cessation
- Weight Loss Classes

East Adams Rural Healthcare Service Area



Socioeconomic Characteristics



91% of those age 25 and Older are High School Graduates

0% Higher than Washington



37.5% of Households with Income Less than 200% of the FPL

46% Higher than Washington



4% Unemployment Rate

22% Lower than Washington



6% are Uninsured

6% Lower than Washington

Source: American Community Survey

Health Status

Rate of Obesity

32%

9% Higher than Washington

Adults Who Smoke

15%

7% Higher than Washington

Binge Drinking

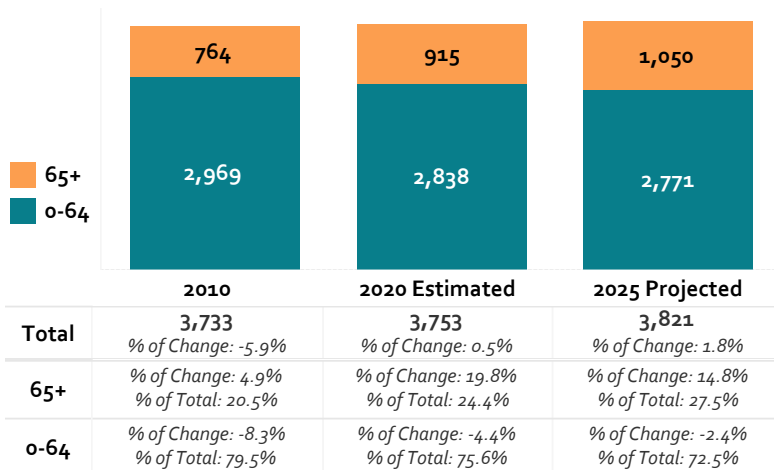
14%

13% Lower than Washington

Adults Who Smoke: Adults who report having smoke 100 or more cigarettes in their lifetime and currently smoke every day or some days.
Binge Drinkers: Males having 5+ drinks on one occasion; females having 4+ or more drinks on one occasion.

Source: American Community Survey

Population



Race & Ethnicity

(% Change from Prior Datapoint, 2020 Compared to 2010)

AI/AN	2020	31 (7%)
	2025	32 (3%)
Hispanic	2020	321 (27%)
	2025	373 (16%)
Other	2020	380 (58%)
	2025	477 (26%)
White	2020	3,342 (-3%)
	2025	3,312 (-1%)

Hispanic category includes the entire hispanic population regardless of race. Other includes black, native Hawaiian, 2+ Races, and other.
Source: Claritas

