

## Washington State Immunization Information System

# Monkeypox Vaccine Management in the WAIS

---

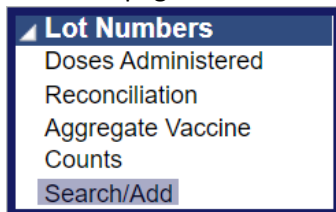
The *JYNNEOS monkeypox vaccine* is coming to WA state through non-traditional ordering methods. A limited number of organizations will initially receive monkeypox vaccines. Organizations that receive vaccine allotment directly should manually add their facility's monkeypox vaccine inventory into the Washington State Immunization Information System (WAIS). After adding the vaccine into the WAIS, the monkeypox vaccine product can be electronically transferred to other providers that participate in the WAIS.

When transferring vaccine inventory to another provider, an official transfer request should be created in the WAIS and approved by the Department of Health. When the recipient physically receives the transferred vaccine, the provider should accept the official transfer in the WAIS.

JYNNEOS monkeypox vaccine, CVX 206, can be administered as either an intradermal injection of 0.1mL or a subcutaneous injection of 0.5mL. Both are a two-dose series with a 28-day interval between doses. Because the same product is being used for both types of injections, careful inventory management, daily reconciliation, and meticulous record keeping are necessary.

### How do I manually add monkeypox vaccines to my facility's WAIS inventory?

1. Log in to your organization and facility in the WAIS. Click the blue **Lot Numbers** menu tab on the left of the page. Choose **Search/Add**.



**NOTE:** WAIS users that do not have access to the blue **Lot Numbers** or **Orders/Transfers** menu tab can contact the IIS Help Desk at 1-800-325-5599 or [WAISHelpDesk@doh.wa.gov](mailto:WAISHelpDesk@doh.wa.gov).

2. The **Lot Number Maintenance** screen will appear. Conduct a search before adding a product. Below the **Search Results**, click the **Add** button on the right.

## Washington State Immunization Information System

### Monkeypox Vaccine Management in the WAIS

**Lot Number Maintenance**

**Search/Add Lot Number - Search Required Before Adding**

Vaccine	Vaccinia, smallpox monkeypox vaccine live, PF	▼
Manufacturer	--select--	▼
Lot Number	<input type="text"/>	
Facility:	AMAC TEST FAC	
Inactive	All	▼
Inactive Reason:	--select--	▼

**Search Results**

Show  entries
 Search:

Facility	Manufacturer	Lot Number	Vaccine	Funding Source	Exp. Date	Inactive
No data available in table						

Showing 0 to 0 of 0 entries

3. The **Lot Number Maintenance [Add]** screen will appear. Enter data for all required fields. Regarding **Reason for Change**, use the most appropriate selection based on how you acquired the vaccine product. Once this form is complete, click the **Add** button on the bottom right.
  - a. The monkeypox vaccine product currently being used in Washington state is JYNNEOS by Bavarian Nordic A/S. The description in the WAIS for this product is “Vaccinia, smallpox monkeypox vaccine live, PF”.

**Lot Number Maintenance [Add]**

<b>Manufacturer:</b>	BAVARIAN NORDIC A/S-BN	▼
<b>Vaccine:</b>	Vaccinia, smallpox monkeypox vaccine live, PF	
<b>Lot Number:</b>	<input type="text" value="testlot123"/>	
Facility:	AMAC TEST FAC	
<b>Expiration Date:</b>	<input type="text" value="07/04/2022"/>	
<b>Funding Source:</b>	PUB	▼
Reason Categories:	--All Categories--	▼
<b>Reason for Change:</b>	Order Received	▼
<b>Date of Transaction:</b>	<input type="text" value="07/18/2022"/>	
<b>Number of Doses Added:</b>	<input type="text" value="400"/>	
Product:	JYNNEOS	▼
Vaccine Settings Mapping:	Not Mapped	<input type="button" value="Map Vaccine Setting"/>
NDC Number:	50632-0001-02	▼
VFC PIN of other party (if applicable):	<input type="text"/>	

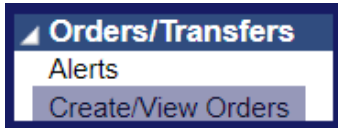
4. Click the blue **Lot Numbers** menu tab on the left of the page. Choose **Reconciliation**. Your facility’s **Reconcile Inventory** page will appear, and you should see the newly added monkeypox vaccine product.

## Washington State Immunization Information System

# Monkeypox Vaccine Management in the WAIS

### How do I initiate an official transfer in the WAIS?

1. Log in to your organization and facility in the WAIS. Click the blue **Orders/Transfers** menu tab on the left of the page. Choose **Create/View Orders**



2. The **Current Order/Transfer** List page will appear. Click **Create Transfer** on the bottom right.
3. Select the **Receiving Organization** and the **Receiving Facility**.

Create Transfer	
Sending Organization	2 - AMAC TEST ORG
Sending Facility	AMAC TEST FAC
Submitter	APRIL RC MCCLELLAN (AMACTESTRC)
<b>Receiving Organization</b>	BHAVA CLINIC ( 100031 )
Receiving Facility	FAMILY MEDICINE CLINIC <input type="button" value="v"/>

**NOTE:** Only Facilities that participate with the WAIS and have the appropriate permissions will be available to choose as a 'Receiving Facility' when creating a transfer.

4. Enter the **Transfer Quantity** and **Transfer Reason** for the lot number you wish to transfer. Click **Create Transfer**. DOH will then approve or deny the transfer request. If approved, the recipient of the transfer will be able to initiate the steps to receive the inventory in the WAIS.

Transfer Details						
Transfer Quantity	Vaccine	Funding Source	Lot Number	Quantity Available	Expiration Date	Transfer Reason
<input type="text"/>	Vaccinia, smallpox monkeypox vaccine live, PF (JYNNEOS)	PUB	TEST123	250	07/04/2023	<input type="text"/>
						<input type="button" value="Cancel"/> <input type="button" value="Create Transfer"/>

### How do I receive a transfer in the WAIS?

1. Log in to your organization and facility in the WAIS. Click the blue **Orders/Transfers** menu tab on the left of the page. Choose **Create/View Orders**
2. Click the arrow next to the approved transfer you wish to receive.

Inbound Transfers						
Select	Transfer Number	PIN	Submit Date	Sending Organization/Facility		Status
<input type="button" value="-&gt;"/>	38871	100200	08/01/2022	2 - AMAC TEST ORG / AMAC TEST FAC		Approved

3. Enter the **Receipt Quantity**. Click **Receive**.
  - a. If applicable, enter **Rejected Quantity** and **Reason for Rejecting**.

## Washington State Immunization Information System

### Monkeypox Vaccine Management in the WAIS

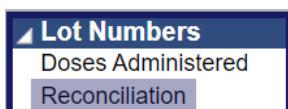
Receive Transfer										
Transfer Number		38871								
Submit Date		08/01/2022								
Submitter		APRIL RC MCCLELLAN (AMACTESTRC)								
Approval Date		08/01/2022								
Approver		APRIL RC MCCLELLAN (AMACTESTRC)								
Receiver		APRIL RC MCCLELLAN (AMACTESTRC)								
Transfer Details										
Shipped Quantity	Receipt Quantity	Rejected Quantity	Vaccine	Funding Source	Manufacturer	Lot Number	Expiration Date	Reason	Inventory Action	Reason for Rejecting
25	<input type="text"/>	<input type="text"/>	Vaccinia, smallpox monkeypox vaccine live, PF	PUB	BN	TEST123	07/04/2023		Creating a New Lot	--select-- <span style="float: right;">▼</span>
										<input type="button" value="Cancel"/> <input type="button" value="Receive"/>

### Inventory Management of JYNNEOS in the WAIS

- Regardless of the volume or route of administration given to the patient, all doses will decrement from your inventory in WAIS as a 'full dose'. This is the case for vaccinations reported through an HL7 connection (including PrepMod) or through manual data entry.
- Inventory should be received in the WAIS via transfer receipt or manual addition into the facility's inventory *prior* to administering doses to patients. For more information about inventory decrementing and managing inventory with an interface click [here](#).
- Vaccinators should accurately document the route of administration and the volume given.
- Inventory that is either electronically received via transfer functionality or manually added to a facility's WAIS inventory should reflect the quantity on hand based on number of 0.5 mL vials received.
- Report inventory as vials in WAIS daily.
- If administering the 0.1 mL intradermal dose, inventory will need to be manually adjusted to correct for incorrect dose decrements due to the variability of getting 3-5 doses from a vial.

### How do I reconcile my clinic's JYNNEOS vaccine inventory in the WAIS?

1. Log in to your organization and facility in the WAIS. Click the blue **Lot Numbers** menu tab on the left of the page. Choose **Reconciliation**.



## Washington State Immunization Information System

### Monkeypox Vaccine Management in the WAIS

- Click the Print button at the bottom of the screen to print a reconciliation worksheet.

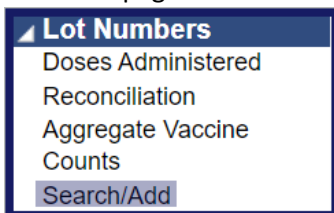
Reconcile Inventory										
Vaccine	Lot Number	Exp Date	Quantity on Hand	Physical Inventory	Adjustment (+/-)	Category	Reason	Funding Source	Inactive	Add Row
Vaccinia, smallpox monkeypox vaccine live, PF (JYNNEOS)	TEST123	07/04/2023	125	<input type="text"/>	0.0	--No Category Required--	--No Reason Required--	UB	<input type="checkbox"/>	+
								Print	Reset	Save

- Count your Physical Inventory of MPV vaccine vials and note on the worksheet.
- It will be necessary to make inventory adjustments in the WAIS to capture the current number of vials on hand.
  - On the facility's Reconciliation page, enter the actual number of vials on hand in the Physical Inventory field.
  - For **Category**, choose 'Order Received'. For **Reason**, choose 'Dose Count Variance Multi-dose Vial'.
    - For multiple adjustments to the same lot number, click the + button under **Add Row**.
  - Click **Save** on the bottom right of the page.

Reconcile Inventory										
Vaccine	Lot Number	Exp Date	Quantity on Hand	Physical Inventory	Adjustment (+/-)	Category	Reason	Funding Source	Inactive	Add Row
Vaccinia, smallpox monkeypox vaccine live, PF (JYNNEOS)	TEST123	07/04/2023	22	35	13.0	Order Received	Dose Count Variance Multi-dose Vial	PUB	<input type="checkbox"/>	+
								Print	Reset	Save

### How can I add more doses to an existing JYNNEOS lot number in my inventory?

- Log in to your organization and facility in the WAIS. Click the blue **Lot Numbers** menu tab on the left of the page. Choose **Search/Add**.



- The **Lot Number Maintenance** screen will appear. Conduct a search for the lot number.
- The **Lot Number Maintenance [Detail]** page will appear. Click **Edit**.

## Washington State Immunization Information System

### Monkeypox Vaccine Management in the WAIS

4. The **Lot Number Maintenance [Update]** page will appear. Click **Add Doses(+)**.
5. Select the **Reason for Change** from the drop-down menu. If adding vials to account for the administration of 0.1mL intradermal injections, choose 'Dose Count Variance Multi-dose Vial'.

**Add (+) To Total Doses**

<b>Reason for Change:</b>	Dose Count Variance Multi-dose Vial <span style="float: right;">▼</span>
<b>Date of Transaction:</b>	08/11/2022
<b>Number of Doses Added:</b>	100
VFC PIN of other party (if applicable):	

6. Enter the **Date of Transaction** and **Number of Doses Added**. Click **Apply Changes**.
7. The **Lot Number Maintenance [Update]** page will appear again. Click **Save**.

### How do I document wastage of monkeypox vaccines in the WAIS?

1. Log into your organization and facility in the WAIS. Click the blue **Lot Numbers** menu tab on the left of the page. Choose '**Reconciliation**'.



2. Enter the quantity of vials remaining after wastage in the **Physical Inventory** box.
3. Select the appropriate **Category** and **Reason** to describe the inventory adjustment.
  - a. To document more than one type of adjustment, click the **+** button under **Add Row**.
4. Click **Save**.
  - a. Click [here](#) for more information about inventory adjustments in the WAIS.

**\*NOTE: Wastage should only be reported if an entire vial was wasted.**

Reconcile Inventory										
Vaccine	Lot Number	Exp Date	Quantity on Hand	Physical Inventory	Adjustment (+/-)	Category	Reason	Funding Source	Inactive	Add Row
Vaccinia, smallpox monkeypox vaccine live, PF	TEST123	07/04/2023	250	230		Spilled	Refrigerator/Freezer Mechanical Failure	PUB		
Vaccinia, smallpox monkeypox vaccine live, PF	TEST123	07/04/2023	230	215	-15.0	Wasted	Broken/Dropped/Spilled	PUB	<input type="checkbox"/>	+

## Washington State Immunization Information System

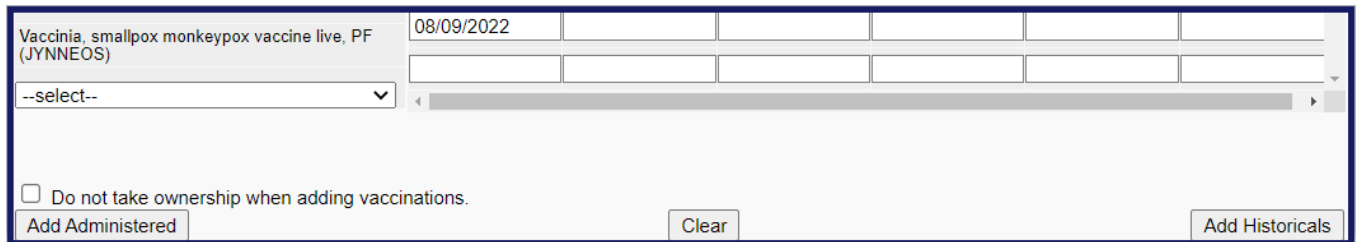
# Monkeypox Vaccine Management in the WAIS

### How do I enter a monkeypox vaccination record directly into the WAIS?

1. Log into your organization and facility in the WAIS.
2. Search for the patient. Add a new patient if your patient is not found in the WAIS. For more information on searching and adding patients, click [here](#).
3. Click the blue **Vaccinations** menu tab on the left of the page. Choose **View/Add**.



4. The **Vaccination View/Add** screen will appear. Scroll to the bottom of the vaccine product list to see "**Vaccinia, smallpox monkeypox vaccine live, PF JYNNEOS**".
5. Enter the date of administration in the box to the right of the product.
6. Click the **Add Administered** button on the left of the page directly under the product list.
  - a. If you are recording an historical dose that was provided by another clinic, click **Add Historicals** on the bottom right of the page.



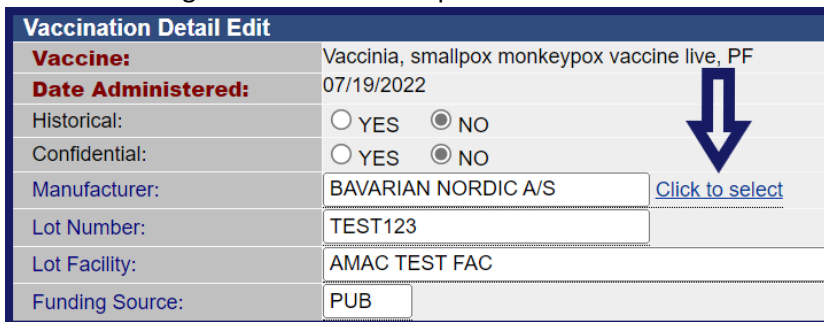
Vaccinia, smallpox monkeypox vaccine live, PF (JYNNEOS)    08/09/2022

--select--

Do not take ownership when adding vaccinations.

Add Administered    Clear    Add Historicals

7. The **VFC Eligibility Update** page will appear. Select VFC eligibility for individuals under 19. Adults are ineligible for VFC, therefore click **Continue**.
8. The **Vaccination Detail Add** page will appear. Click the link labeled **Click to Select** and a popup will appear that shows the monkeypox vaccines available for use from your WAIS inventory. Choose the lot number from the popup. If you do not see the lot number you are using, that lot number is not active in your facility's inventory for the product chosen. Inventory troubleshooting will need to be completed and the lot numbers added as indicated.



Vaccination Detail Edit	
<b>Vaccine:</b>	Vaccinia, smallpox monkeypox vaccine live, PF
<b>Date Administered:</b>	07/19/2022
Historical:	<input type="radio"/> YES <input checked="" type="radio"/> NO
Confidential:	<input type="radio"/> YES <input checked="" type="radio"/> NO
Manufacturer:	BAVARIAN NORDIC A/S <a href="#">Click to select</a>
Lot Number:	TEST123
Lot Facility:	AMAC TEST FAC
Funding Source:	PUB

## Washington State Immunization Information System Monkeypox Vaccine Management in the WAIS

9. Enter the Vaccinator, Anatomical Site, Anatomical Route, Dose Size (should default to 'Full'), Volume (CC), and VIS Publication Dates. Selecting the correct Anatomical Route and Volume (CC) is very important data to note because there are two different options for this vaccine.

Anatomical Route:	Intradermal x ▾
Dose Size:	Full ▾
Volume (CC):	0.1

OR

Anatomical Route:	Subcutaneous x ▾
Dose Size:	Full ▾
Volume (CC):	0.5

10. Click **Save**.
11. The **Vaccination/Medicine Detail** page will appear, showing the details of the vaccination record entered. For more information about adding vaccinations directly into the WAIS, click [here](#).



**Questions?** Contact the IIS Help Desk at 1-800-325-5599 or [WAISHelpDesk@doh.wa.gov](mailto:WAISHelpDesk@doh.wa.gov).