


Date
Stamp
Here



Certificate of Need Application
Ambulatory Surgical Facilities
Ambulatory Surgery Centers

Certificate of Need applications must be submitted with a fee in accordance with Washington Administrative Code (WAC) 246-310-990.

Application is made for a Certificate of Need in accordance with provisions in Revised Code of Washington (RCW) 70.38 and WAC 246-310, rules and regulations adopted by the Washington State Department of Health. I attest that the statements made in this application are correct to the best of my knowledge and belief.

<p>Name, Title, and Signature of Responsible Officer:</p> <p>Dr. Adam Burkey</p>  <p>Dated: 6/21/22</p>	<p>Phone Number:</p> <p>206-538-6300</p> <p>Email Address:</p> <p>Adam.Burkey@anesispain.com</p>
<p>Legal Name of Applicant:</p> <p>Pain Care Physicians, PLLC</p> <p>Address of Applicant:</p> <p>155 Lilly Rd. NE, Suite B Olympia, WA 98506</p>	<p>Number of Operating Rooms requested – include procedure rooms:</p> <p>2</p> <p>Estimated Capital Expenditure:</p> <p>\$0 - facility is completed</p>

Identify the Planning Area for this project as defined in WAC 246-310-270(3):

Thurston

Applicant Description

Answers to the following questions will help the department fully understand the role of applicants. Your answers in this section will provide context for the reviews under Financial Feasibility ([WAC 246-310-220](#)) and Structure and Process of Care ([WAC 246310-230](#)).

1. Provide the legal name(s) and address(es) of the applicant(s)

Note: The term “applicant” for this purpose includes any person or individual with a ten percent or greater financial interest in the partnership or corporation or other comparable legal entity. [WAC 246-310-010\(6\)](#)

Pain Care Physicians, PLLC
155 Lilly Rd. NE, Suite B
Olympia, WA 98506

Owner: Adam Burkey MD -100%

2. Identify the legal structure of the applicant (LLC, PLLC, etc.) and if known, provide the UBI number.

PLLC

UBI# 604-032-151

3. Provide the name, title, address, telephone number, and email address of the contact person for this application.

Lance Baldwin
(318)792-8215
lance@m-exec.com

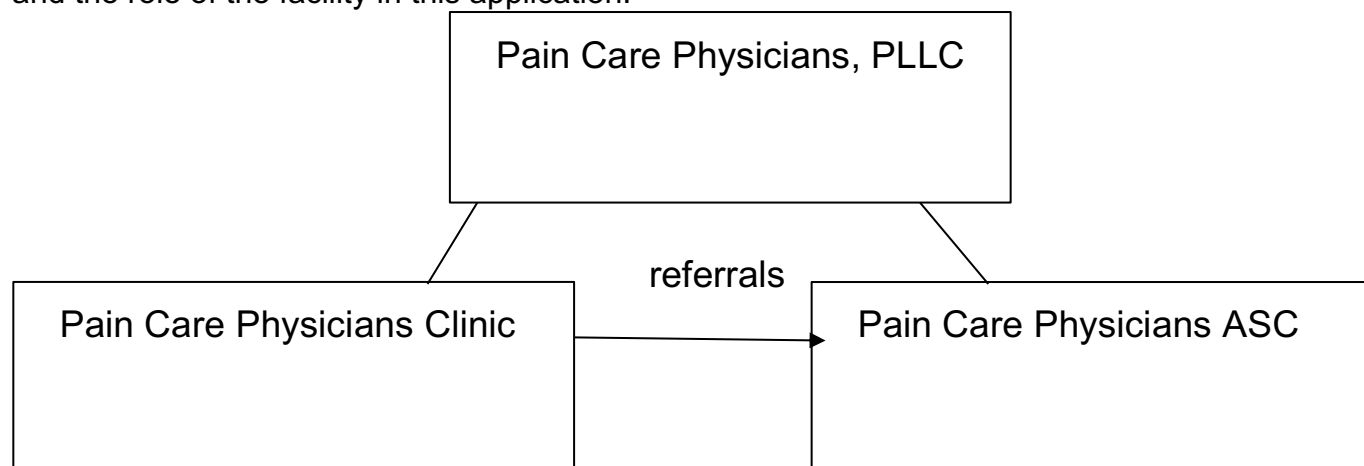
1320 118Th DR SE
Lake Stevens, WA 98258

4. Provide the name, title, address, telephone number, and email address of any other representatives authorized to speak on your behalf related to the screening of this application (if any).

John Moore
(360) 515-6406
john.moore@anesispain.com

Esther Kim
(425) 319-2596
Esther.Kim@anesispain.com

5. Provide an organizational chart that clearly identifies the business structure of the applicant(s) and the role of the facility in this application.



Project Description

Answers to the following questions will help the department fully understand the type of facility you are proposing as well as the type of services to be provided. Your answers in this section will provide context for the reviews under Need ([WAC 246-310-210](#)) and Structure and Process of Care ([WAC 246-310-230](#))

1. Provide the name and address of the existing facility.

Pain Care Physicians, PLLC
155 Lilly Rd. NE, Suite B
Olympia, WA 98506

2. Provide the name and address of the proposed facility. If an address is not yet assigned, provide the county parcel number and the approximate timeline for assignment of the address.

Pain Care Physician, PLLC
155 Lilly Rd. NE, Suite B
Olympia, WA 98506

3. Provide a detailed description of the proposed project.

The purpose of this project is to change the status of Pain Care Physicians, PLLC (PCP) from a CN exempt facility to a Certificate of Need Approved facility. It currently operates as a CN- Exempt facility with two ORs providing surgical services within the specialty of

Pain Management. As part of the proposed project, PCP will expand its offered specialties to also include Plastic Surgery, Podiatry & Orthopedics.

PCP currently provides care for patients who are appropriate candidates for ambulatory surgery, including patients 18 years or older. It plans to continue this practice post-approval.

4. With the understanding that the review of a Certificate of Need application typically takes at least 6-9 months, provide an estimated timeline for project implementation, below:

Event	Anticipated Month/Year
Design Complete	Completed November 2019
Construction Commenced	May 2020
Construction Completed	Completed August 2020
Facility Prepared for Survey	September 2020
Project Completion	December 2022

5. Identify the surgical specialties to be offered at this facility by checking the applicable boxes below. Also attach a list of typical procedures included within each category.

<input type="checkbox"/> Ear, Nose, & Throat	<input type="checkbox"/> Maxillofacial	<input checked="" type="checkbox"/> Pain Management
<input type="checkbox"/> Gastroenterology	<input type="checkbox"/> Ophthalmology	<input checked="" type="checkbox"/> Plastic Surgery
<input type="checkbox"/> General Surgery	<input type="checkbox"/> Oral Surgery	<input checked="" type="checkbox"/> Podiatry
<input type="checkbox"/> Gynecology	<input checked="" type="checkbox"/> Orthopedics	<input type="checkbox"/> Urology

☐ Other? Describe in detail: _____

6. If you checked gastroenterology, above, please clarify whether this includes the full spectrum of gastroenterological procedures, or if this represents a specific subspecialty:

☐ Endoscopy ☐ Bariatric Surgery ☐ Other: _____

7. For existing facilities, provide a discussion of existing specialties and how these would or would not change as a result of the project.

The current focus of the ASF/ASC is pain management procedures and operations. A list of typical procedures performed is listed in Table 1. We expect this to continue to

be the primary focus of the ASF. The existing facility is set up to accommodate these procedures as well as the potential to offer support and services to other specialties wanting to utilize outpatient surgery.

Table 1: Typical Pain Management Procedures Performed

Procedure	Code
Neurostimulation Trial	63650
Neurostimulation Implant (incl 2 leads)	63685
Neurostimulation Removal (perm only)	63661
Neurostimulation Revision	63664
Radiofrequency Ablation	64635
Medial Branch Blocks	64490-64495
Transforaminal Epidural	64479-64484
Genicular nerve blocks	64454
Superion/Vertiflex for lumbar spinal stenosis	22869
SPRINT	64555
MILD procedure for lumbar spinal stenosis	0275T
Elliquence minimally invasive discectomy	22533
PainTeq sacroiliac joint fusion	27279
Intrathecal Pump Replacement&Implantation	62362
Intrathecal Pump Removal	62365
Intrathecal Pump Analysis W/reprogram and refill	62370
Sympathetic nerve blocks	64520
Interlaminar Epidural	62320-62327
Stellate Ganglion	64510
SI-Bone Sacroiliac Fusion-Surgeons only	27279
Infusion Therapy	
Laminotomy	63030
Laminectomy	63047
Total disc arthroplasty_cervical	22856
Arthrodesis_cervical	22551

Add on code	22845
Add on code	22853
Level V Musculoskeletal Procedures	22612
Add on code	22840
Minuteman	22612

Furthermore, given CN approval, PCP will add the specialties of Orthopedics, Plastic Surgery, and Podiatry.

Typical Orthopedics procedures are expected to include:

- Carpal tunnel release
- Trigger finger release
- Joint arthroscopic surgery – shoulder, knees, hips
- Bone fracture
- ACDF
- Laminectomy
- Microdiscectomy
- Foraminotomy
- Lumbar and Cervical Decompression
- SI Fusion

Typical Plastic Surgery procedures are expected to include:

- Excision of Breast Lesion
- Mastectomy, partial
- Placement of breast localization device(s)
- Rhinoplasty
- Facelift
- Blepharoplasty
- Bodytite

Typical Podiatry procedures are expected to include:

- Bunion removal
- Plantar fasciitis
- Foot & toe trauma / fractures
- Toenail disorders
- Toe amputations

8. Identify how many operating rooms will be at this facility at project completion. Note, for certificate of need and credentialing purposes, “operating rooms” and “procedure rooms” are one and the same.

2 operating rooms

9. Identify if any of the operating rooms at this facility would be exclusively dedicated to endoscopy, cystoscopy, or pain management services. [WAC 246-310-270\(9\)](#)

The 2 operating rooms are exclusively used for pain management procedures at this time. With the proposed project, PCP anticipates providing surgical services across all the aforementioned specialties. Furthermore, with the ability to open the ASC to additional physicians, PCP will also anticipate providing services related to Orthopedics, Podiatry, and Plastic Surgery.

10. Provide a general description of the types of patients to be served by the facility at project completion (e.g. age range, etc.).

The primary focus is on adult patients aged 18 years and above with an ASA class 3 or less.

11. If you submitted more than one letter of intent for this project, provide a copy of the applicable letter of intent that was submitted according to [WAC 246-310-080](#).

See Exhibit 1

12. Provide single-line drawings (approximately to scale) of the facility, both before and after project completion.

See Exhibit 3

13. Confirm that the facility will be licensed and certified by Medicare and Medicaid, which is a requirement for CN approval. If this application proposes the expansion of an existing facility, provide the existing facility’s identification numbers.

License #: ASF.FS.60979461

14. Identify whether this facility will seek accreditation. If yes, identify the accrediting body.

We have completed accreditation with the Joint Commission and have deemed status with CMS.

15. **OPTIONAL** – The Certificate of Need program highly recommends that applicants consult with the office of Construction Review Services (CRS) early in the planning process. CRS review is required prior to construction and licensure ([WAC 246330-500](#), [246-330-505](#), and [246-330-510](#)). Consultation with CRS can help an applicant reliably predict the scope of work required for licensure and certification. Knowing the required construction standards can help the applicant to more accurately estimate the capital expenditure associated with a project.

If your project includes construction, please indicate if you've consulted with CRS and provide your CRS project number.

The current project does not require construction.

Certificate of Need Review Criteria

A. Need (WAC 246-310-210)

[WAC 246-310-210](#) provides general criteria for an applicant to demonstrate need for healthcare facilities or services in the planning area. [WAC 246-310-270](#) provides specific criteria for ambulatory surgery applications. Documentation provided in this section must demonstrate that the proposed facility will be needed, available, and accessible to the community it proposes to serve. Some of the questions below only apply to existing facilities proposing to expand. For any questions that are not applicable to your project, explain why.

Some of the questions below require you to access facility data in the planning area. Please contact the Certificate of Need Program for any planning area definitions, facility lists, and applicable survey responses with utilization data.

1. List all surgical facilities operating in the planning area – to include hospitals, ASFs, and ASCs.

Table 2: Surgical Facilities Located in Thurston County Planning Area

Surgical Facilities in Planning Area
Capital Medical Center
Providence St Peter Hospital
Laser and Surgery Center
Gastroenterology Associates Endoscopy Center
Olympia Multi-specialty Clinic
Olympia Surgery Center
Pacific Cataract and Laser Institute
Pain Care Physicians
Foley Plastic Surgery Center

2. Identify which, if any, of the facilities listed above provide similar services to those proposed in this application.

The purpose of this project is to change the status of Pain Care Physicians, PLLC (PCP) from a CN exempt facility to a Certificate of Need Approved facility. It currently operates as a CN- Exempt facility with two ORs providing surgical services within the specialty of Pain Management. As part of the proposed project, PCP will expand its offered specialties to also include Plastic Surgery, Podiatry, & Orthopedics.

In the planning area there are two CN-approved outpatient surgery centers: Olympia Surgery Center and Gastroenterology Associates Endoscopy Center. Of these two facilities, Olympia Surgery Center provides services most similar to those that Pain Care Physicians *will* provide as proposed in this application.

3. Provide a detailed discussion outlining how the proposed project will not represent an unnecessary duplication of services.

Based on need methodology from the Washington Department of Health, there is demonstrated quantitative need for additional outpatient operating suites. Therefore, there will not be a duplication of services.

4. Complete the methodology outlined in [WAC 246-310-270](#), unless your facility will be exclusively dedicated to endoscopy, cystoscopy, or pain management. If your facility will be exclusively dedicated to endoscopy, cystoscopy, or pain management, so state. If you would like a copy of the methodology template used by the department, please contact the Certificate of Need Program.

Table 3: Summary of data and assumptions used in numeric need methodology	
Planning area	Thurston County
Population estimates and forecasts, all ages	Year 2019: 288,655 Year 2025 (Forecast Year): 312,508 Source: Claritas 2021
Planning area surgeries	Inpatient or Mixed Use: 14,926 Outpatient: 18,026 Total: 32,952 Sources: 2020 ASC Surveys
Planning area use rate	Surgeries/2019 Population*1,000 = 114.157 per 1,000 persons

Surgery case mix	Outpatient: 54.70% Inpatient: 45.30%
Average minutes per case	Outpatient: 55.30 Inpatient: 100.43 Sources: 2020 ASC Surveys
OR annual capacity (in minutes)	68,850 outpatient surgery minutes; 94,250 inpatient or mixed-use surgery minutes
Existing OR capacity (in ORs)	11 dedicated outpatient ORs, 21 mixed use ORs See Table 3
Summary of need calculations	2025 Overall Need. Projected Surplus of 0.37 Mixed Use ORs Projected Shortage of 4.67 dedicated Outpatient ORs

1. (a) **Existing Capacity**

- (i) Assume the annual capacity of one operating room located in a hospital and not dedicated to outpatient surgery is ninety-four thousand two hundred fifty minutes. This is derived from scheduling forty-four hours per week, fifty-one weeks per year (allowing for five weekday holidays), a fifteen percent loss for preparation and cleanup time, and fifteen percent time loss to allow schedule flexibility. The resulting seventy percent productive time is comparable to the previously operating hospital commission's last definition of "billing minutes" which is the time lapse from administration of anesthesia until surgery is completed.
- (ii) Assume the annual capacity of one operating room dedicated to ambulatory surgery is sixty-eight thousand eight hundred fifty minutes. The derivation is the same as (a)(i) of this subsection except for twenty-five percent loss for prep/cleanup time and scheduling is for a thirty-seven and one-half hour week. Divide the capacity minutes by the average minutes per outpatient surgery (see (a)
- (vii) of this subsection). Where survey data are unavailable, assume fifty minutes per outpatient surgery, resulting in a capacity for one thousand three hundred seventy-seven outpatient surgeries per room per year.
- (iii) Calculate the total annual capacity (in number of surgeries) of all dedicated outpatient operating rooms in the area.

Dedicated outpatient CN- approved ORs in the planning area=18 Capacity = 68,850 minutes per year per OR

Total annual capacity in minutes: $11 \times 68,850 = 757,350$ minutes

Minutes per surgery = 55.30 minutes

2. **Total annual capacity in outpatient surgeries:**

$757,350 / 54.43 =$ **13,696 annual [dedicated] outpatient surgeries**

- (iv) Calculate the total annual capacity (in number of minutes) of the remaining inpatient and outpatient operating rooms in the area, including dedicated specialized rooms except for twenty- four hour dedicated emergency rooms. When dedicated emergency operating rooms are excluded, emergency or minutes should also be excluded when calculating the need in an area. Exclude cystoscopic and other special purpose rooms (e.g., open heart surgery) and delivery rooms.

Inpatient/mixed use, CN-Approved ORs in the planning area = 18 Capacity = 94,250 minutes per year per OR

Total annual capacity in minutes: $21 \times 94,250 = 1,979,250$ minutes **(a)(iv)**

Minutes per surgery = 100.43 minutes

3. Total annual capacity in inpatient/mixed use surgeries:

$$1,979,250 / 100.43 = 19,707 \text{ annual inpatient/mixed use surgeries}$$

4. (b) Future need

(i) Project the number of inpatient and outpatient surgeries performed within the hospital planning area for the third year of operation. This shall be based on the current number of surgeries adjusted for forecasted growth in the population served and may be adjusted for trends in surgeries per capita.

Based on the forecast population in 2025 and the use rate of 114.157 per 1,000 residents, there is a projected total of 35,674 surgeries in the Thurston County Planning area. [(b) (i)]

An estimated 45.30% of surgeries were performed as inpatient/mixed use and 54.70% as outpatient surgeries. Thus, of the 35,674 forecasted surgeries for 2025, 16,159 would be inpatient/mixed use surgeries and 19,515 outpatient surgeries [(b) (i)].

(ii) Subtract the capacity of dedicated outpatient operating rooms from the forecasted number of outpatient surgeries. The difference continues into the calculation of (b) (iv) of this subsection.

5. Outstanding demand for outpatient surgeries:

$$19,515 - 13,696 = 5,819 \text{ outpatient surgeries}$$

(iii) Determine the average time per inpatient and outpatient surgery in the planning area. Where data are unavailable, assume one hundred minutes per inpatient and fifty minutes per outpatient surgery. This excludes preparation and cleanup time and is comparable to "billing minutes."

$$\text{Inpatient/mixed use surgery minutes} = 1,499,080$$

$$\text{Inpatient/mixed use cases} = 14,926$$

6. Average inpatient/mixed use minutes per case = 100.43

$$\text{Outpatient surgery minutes} = 996,756$$

$$\text{Outpatient cases} = 18,026$$

7. Average outpatient minutes per case = 55.30

(iv) Calculate the sum of inpatient and remaining outpatient (from (b)(ii) of this subsection) operating room time needed in the third year of operation.

Inpatient minutes: $16,159 \text{ surgeries} * 100.43 \text{ minutes/surgery} = 1,622,956 \text{ minutes}$, or $[(b)(i) * (b)(iii)]$

Remaining outpatient minutes: $5,819 \text{ surgeries} (b)(i) * 55.30 \text{ minutes/surgery} (b)(iii) = 321,773 \text{ minutes}$, or $[(b)(ii) * (b)(iii)]$

Sum of projected inpatient operating room time needed and projected remaining outpatient operating room time needed:

8. $1,622,956 \text{ minutes} + 321,773 \text{ minutes} = 1,910,360 \text{ minutes} (b)(iv)$

9. **(c) Net Need**

(i) *If (b)(iv) of this subsection is less than (a)(iv) of this subsection, divide their difference by ninety- four thousand two hundred fifty minutes to obtain the area's surplus of operating rooms used for both inpatient and outpatient surgery.*

10. $1,979,250 \text{ minutes} (a)(iv) - 1,944,729 \text{ minutes} (b)(iv) = 34,521$
 $34,521 / 94,250 = 0.37$

(ii) *If (b)(iv) of this subsection is greater than (a)(iv) of this subsection, subtract (a)(iv) of this subsection from the inpatient component of (b)(iv) of this subsection and divide by ninety- four thousand two hundred fifty minutes to obtain the area's shortage of inpatient operating rooms. Divide the outpatient component of (b) (iv) of this subsection by sixty-eight thousand eight hundred fifty to obtain the area's shortage of dedicated outpatient operating rooms.*

$321,773 / 68,850 = 4.67$

The model shows a surplus of 0.73 Mixed Use ORs and a shortage of 4.47 Outpatient ORs in 2024.

The model shows a surplus of operating rooms used for both inpatient and outpatient surgery.

Nevertheless, there are also qualitative arguments that support approval of the proposed project. These include:

1. Increasing use rate
2. Significant shifting of surgical care to outpatient settings, driven by changing clinical practices, improved technology and patient preference;
3. Lower cost of care for patients and their insurers in freestanding ASFs as compared to hospital-based providers;

4. PCP potentially being the only CN-approved ASF which provides more than eye surgeries or orthopedic surgeries, that is not hospital-based in its planning area;

Increasing use rate

The model as presented above assumes a constant use rate. However, this use rate will increase over time, and it is very likely this use rate will continue to increase over the forecast period given (1) the planning area population is aging, and (2) older persons have much higher surgical utilization rates.

Higher population growth rates for older persons in the Thurston County Planning Area

Population forecasts project average annual growth rates over 3% for persons aged 65+ in the Thurston County planning area. This rate reflects growth about three times higher than the rate of population growth for the planning area as a whole. Please see Table 4, which presents population statistics and associated growth factors across the different planning area age cohorts over the period 2010 to 2026.

Table 4: Thurston County Planning Area Population Growth Rates by Age Group, 2010 to 2026

Age Group	Population Estimates				
	2010	2021	2026	2010 to 2021	2021 to 2026
Total	252,264	296,606	316,484	1.36%	1.26%
Under 17	58,122	63,077	66,121	0.71%	0.92%
18 to 44	90,010	105,651	108,471	1.35%	0.52%
45 to 64	71,368	73,092	76,191	0.21%	0.81%
65+	32,764	54,786	65,701	3.65%	3.32%

Source: Claritas 2020

Higher surgical use rates for older persons

Surgical utilization by major age group are published within the latest National Center for Health Statistics ("NCHS") survey study, "Ambulatory Surgery in the United States." Table 6 uses this data to present use rates by age group. From Table 6, surgical utilization rates for persons 65+ year of age are about 2.5 times greater than overall population surgical utilization rates (Exhibit 6).

Table 5: ASC Utilization Rates by Age Group for the U.S. Population, 2010

	U.S. Total, 2010
--	------------------

Age Group	ASC Procedures (Thousands)	Population	Utilization Rate per 10,000
Total	48,263	309,326,085	1,560.26
Under 15	2,916	61,200,686	476.47
15 to 44	10,478	125,876,000	832.41
45 to 64	18,783	81,770,617	2,297.04
65+	16,086	40,478,782	3,973.93

Sources: National Health Statistics Reports, No. 102, February 28, 2017, Table 2: Number and percent distribution of ambulatory surgery procedures, by age and sex: United States, 2010; Annual Estimates of the Resident Population by Single Year of Age and Sex for the United States: April 1, 2010 to July 1, 2018

In summary, the planning area population is aging, with a greater proportion of its population expected to fall within the older age group of 65+. This aging, combined with the much higher surgical utilization rates for the older age cohorts, will drive up the overall surgical utilization rate.

Aside from knowing that the surgical use rate is likely to increase, because data on historical utilization is incomplete and inconsistent across ASC providers, it is difficult to precisely forecast changes in the OR use rate over time. It is possible to combine the forecasted demographic changes in the planning area population with the ASC use rates by age group. Given the forecasted shift in the age distribution of the planning area population, the age-specific ASC use rates imply about a 1.02% average annual increase in planning area use rates. Applying these growth rates to the numeric need methodology indicates an increase of the surgery use rate from 112.948 to about 118.827 (1.02% growth) surgeries per 1,000 residents between 2019 and 2024. Allowing for this growth would increase estimates of numeric need from a surplus of 0.37 mixed use ORs and shortage of 4.67 outpatient ORs to a need of 3.11 mixed use ORs and shortage of 5.28 outpatient ORs.

Significant shift to outpatient-based surgeries

The Department's ASF numeric need methodology was adopted nearly thirty years ago. See WAC 246-310- 270 (effective Jan. 23, 1992). Clearly, much has changed in healthcare during the past three decades.

Among those changes is a massive shift of outpatient surgery from hospitals to ASFs. This shift to outpatient settings is due to at least two reasons:

- Improved clinical practices/technologies that allow surgeries to be performed on an outpatient basis. Thus, even if the use rate were not increasing, there would be increased demand for outpatient surgeries relative to inpatient surgeries.
- Patient Preference for Outpatient ORs.

Adding capacity to a freestanding surgery center is preferred by patients since ASFs are typically much more convenient and easier to access compared to hospital ORs. This includes scheduling and patient care, given hospitals must also focus on inpatient surgeries, which are typically much more complex. Outpatient surgery centers, on the other hand, can focus exclusively on outpatient care, increasing efficiency and care delivery.

Greater efficiency and lower cost of care with outpatient, freestanding surgery centers

Freestanding facilities are more cost-effective, i.e., lower cost in comparison to hospital outpatient surgery departments, leading to lower contractual rates for purchasers and cost savings for patients. As demand for outpatient surgeries increases over time, if hospital-based ORs are expanded, not freestanding ORs, then relatively higher cost care is being created. This is a less efficient option for patients and their insurers. In other words, without additional outpatient OR capacity at freestanding ASFs, more patients will be treated in higher cost, hospital-based operating rooms, which lowers planning area resource efficiency overall.

Pain Care Physicians would be the only non-hospital based, CN-approved ASF that provides a broad range of outpatient surgeries.

If approved for an additional operating room, PCP can expand its capacity to treat additional patients and help provide greater accessibility to planning area residents for outpatient surgical services. On the other hand, without this increase in service lines, given the present need for additional operating rooms, planning area residents in need of surgical services will need to either out-migrate to neighboring planning areas or rely on planning area hospitals to expand their inpatient operating room capacity.

5. If the methodology does not demonstrate numeric need for additional operating rooms, [WAC 246-310-270\(4\)](#) gives the department flexibility. WAC 246-310-270(4) states: "Outpatient operating rooms should ordinarily not be approved in planning areas where the total number of operating rooms available for both inpatient and outpatient surgery exceeds the area need."

These circumstances could include but are not limited to: lack of CN approved operating rooms in a planning area, lack of providers performing widely utilized surgical types, or significant in-migration to the planning area. If there isn't sufficient numeric need for the approval of your project, please explain why the department should give consideration to this project under [WAC 246-310-270\(4\)](#). Provide all supporting data.

The model does not show a numeric need for additional outpatient operating rooms in the planning area. The Interpretive Statement issued on January 19, 2018, instructs applicants that cannot show a need to utilize WAC 246-310-270(4). "This regulation provides discretion for the CN Program to approve operating rooms that would not ordinarily be approved. For example, the CN Program can issue a CN without a showing of numeric need if the applicant can show that through existing volumes the facility will have no impact on market share, the facility is necessary to provide access to specific surgical types, or the existing healthcare system supports continued operation of the facility." PCP's application can satisfy each of these criteria:

1. *No Impact on Market Share.* This ASF has been in operation since 2020 and continues to provide high quality outpatient surgical services to its patients. Allowing PCP to continue to operate as a CON-approved facility will not detrimentally impact the other providers of outpatient surgeries in the planning area.

2. *Facility is Necessary to Provide Access to Specific Surgical Types.* PCP has the necessary equipment to serve these patients in an outpatient setting. With the continued push by Medicare and private payers to free standing ambulatory surgery centers, PCP's facility is necessary to provide lower cost and high-quality ophthalmic surgeries.

3. *Existing Healthcare System Supports Continued Operation of the Facility.* Without the continued operation of PCP, patients requiring pain

management would have no other option but to have the surgeries performed at a hospital or outside of the planning area. The existence of PCP as a free-standing ASF open to all surgeons is necessary to continue to provide patients access to care and choice of providers.

6. For existing facilities, provide the facility's historical utilization for the last three full calendar years.

Table 6: Historical Utilization

	2020	2021
Procedures	91	577

7. Provide projected surgical volumes at the proposed facility for the first three full years of operation, separated by surgical type. For existing facilities, also provide the intervening years between historical and projected. Include the basis for all assumptions used as the basis for these projections.

In Table 7, we present projected surgical volumes for the first three full years of operations given project approval (2022 through 2025). Currently, PCP provides outpatient services for Pain Management in its ASC. Beginning in January 2023, given approval of the proposed project, it plans to add the specialties of Orthopedics, Podiatry, and Plastic Surgery.

The specialty-specific case counts presented in Table 5 reflect a mapping of procedures by ICD-9 group presented in Table 6. Some ICD-9 groups have a straightforward correspondence to a certain specialty group, while others bridge multiple specialty groups. For this reason, we apply mapping assumptions regarding the expected proportion of procedures within a given ICD-9 group to fall within each of the different specialties for PCP. These mapping assumptions are based on review of CPT and ICD-9 procedural classifications and the specialties of PCP and its historical utilization. We emphasize that our mapping assumptions are distinct from our market share assumptions, which are outlined in Table 10. These mapping assumptions are:

- For ICD-9 group "Operations on the Nervous System," 50% are ENT procedures, 15% are Colon Rectal/Gastroenterology procedures, 30% are General Surgery procedures, and 5% are Pain Management procedures and 10% are pain management procedures.
- For ICD-9 group "Operations on the Musculoskeletal System," 30% are ENT procedures, 50% are General Surgery procedures, 10% are Orthopedics procedures and 10% are podiatry procedures.

- For ICD-9 group “Operations of the Integumentary System,” 50% are ENT procedures, 20% are Colon Rectal/Gastroenterological Procedures, 15% are General Surgery procedures, 5% are Maxillofacial procedures, and 10% are Plastic Surgery procedures.
- For ICD-9 group “Miscellaneous diagnostic and therapeutic procedures and new technologies,” 2% are ENT procedures, 87% are Colon Rectal/Gastroenterological procedures, 6% are General Surgery procedures, and 5% are Pain Management procedures.

Table 7: PCP Projected Case Count, 2023-2025

	2023	2024	2025
Pain Management	779	790	800
Podiatry	36	37	37
Plastic Surgery	36	37	37
Orthopedics	36	37	37
Total Cases	2,911	2,924	2,937
Total Surgery Minutes (38.5 Minutes/case)	112,064	112,561	113,064
Estimated Number of Operating Rooms Needed	1.6	1.6	1.6

The forecast model uses the following assumptions and methodologies:

Surgical use rates by ICD-9 procedure code group were derived from the latest National Center for Health Statistics (“NCHS”) survey study, “Ambulatory Surgery in the United States.” The report analyzed and presented summaries of data from the 2010 National Survey of Ambulatory Surgery (“NSAS”).¹¹ This survey is included in our application as Exhibit 6. For utilization estimates by surgical specialty, please see Table 6, below.

Table 8: National Health Center for Health Statistics. Ambulatory Surgery Center Utilization Estimates.

Procedure Description (ICD-9-CM Code)	ICD9 CM Code	Utilization Rate / 10,000
All Operations		1560.3
Operations on the Nervous System	01-05	136.6
Operations on the Musculoskeletal System	76-84,00.70-00.73,00.80-00.84	228.8

Operations of the Integumentary System	85-86	140.3
Miscellaneous diagnostic and therapeutic procedures and new technologies	87-99,00	190.5

Sources: "Ambulatory Surgery in the United States, 2010," US Department of Health and Human Services, National Center for Health Statistics, National Health Statistics Reports, Number 102, February 28, 2017; U.S. Census Annual Estimates of the Resident Population by Single Year of Age and Sex for the United States: April 1, 2010 to July 1, 2018

Notes: Utilization rates calculated by dividing specialty-specific procedure counts available in Table 3 of "Ambulatory Surgery in the United States, 2010," by 2010 U.S. census population counts and multiplying by 10,000.

In this study, ambulatory surgery refers to surgical and nonsurgical procedures performed on an ambulatory basis in a hospital or freestanding center's general ORs, dedicated ambulatory surgery rooms, and other specialized rooms. This NCHS survey study is the principal source for published national data on the characteristics of visits to hospital based and freestanding ASFs. The report was updated and revised in 2017 and contains NCHS estimates on ambulatory surgery case counts for the year 2010.¹² Estimates of population use rates were calculated by dividing the procedure case counts by 2010 U.S. Census population counts and multiplying by 10,000. Please see Exhibit 6 for a copy of the NCHS survey study used in the forecast methodology.

The NCHS use rates were multiplied by 2021-2024 Thurston County Planning Area population forecasts and divided by 10,000 to forecast Planning Area resident ambulatory surgeries by procedure type and year. Table 7 presents estimates of these case counts.

Table 9: Thurston County Ambulatory Surgery Forecasts, 2023-2025

Service Area Volume of Outpatient Cases	2023	2024	2025
Number of Months	12	12	12
Operations on the Nervous System	4,106	4,160	4,215
Operations on the Musculoskeletal System	6,877	6,968	7,059
Operations of the Integumentary System	4,217	4,273	4,329

Miscellaneous diagnostic and therapeutic procedures and new technologies	5,726	5,802	5,878
Total	20,926	21,203	21,480

Market share figures were applied to each procedure code group based on current and planned surgeries. The historical usage of PCP's Pain Management procedures equate to a 9.49% and 6.8% market share of operations on the Nervous System and Miscellaneous outpatient cases respectively. The additional service lines represent a <1% of total market share decreasing impact to existing facilities.

Table 10: PCP Projected Market Share

Service Area Volume of Outpatient Cases	2023	2024	2025
Number of Months	12	12	12
Operations on the Nervous System	9.49%	9.49%	9.49%
Operations on the Musculoskeletal System	1.05%	1.06%	1.05%
Operations of the Integumentary System	0.85%	0.87%	0.85%
Miscellaneous diagnostic and therapeutic procedures and new technologies	6.80%	6.81%	6.81%

8. Identify any factors in the planning area that could restrict patient access to outpatient surgical services. [WAC 246-310-210\(1\) and \(2\)](#)

None

9. In a CN-approved facility, [WAC 246-310-210\(2\)](#) requires that "all residents of the service area, including low-income persons, racial and ethnic minorities, women, handicapped persons, and other underserved groups and the elderly are likely to

have adequate access to the proposed health service or services.” Confirm your facility will meet this requirement.

Yes our facility will meet this requirement

10. Provide a copy of the following policies:

- Admissions policy
- Charity care or financial assistance policy
- Patient Rights and Responsibilities policy
- Non-discrimination policy
- Any other policies directly related to patient access to care.

See Exhibit 4

B. Financial Feasibility (WAC 246-310-220)

Financial feasibility of a project is based on the criteria in [WAC 246-310-220](#).

1. Provide documentation that demonstrates that the immediate and long-range capital and operating costs of the project can be met. This should include but is not limited to:
 - Utilization projections. These should be consistent with the projections provided under “Need” in section A. Include the basis for all assumptions.
 - Pro Forma revenue and expense projections for at least the first three full calendar years of operation. Include the basis for all assumptions.
 - Pro Forma balance sheet for the current year and at least the first three full calendar years of operation. Include the basis for all assumptions.
 - For existing facilities, provide three years of historical revenue and expense statements, including the current year. Ensure these are in the same format as the pro forma projections. For incomplete years, identify whether the data is annualized.

Please see Exhibit 9 for historical financial statements and the Pro Forma financial forecast for the first three full years of operations.

2. Provide the following applicable agreements/contracts:

- Management agreement · Development agreement
- Operating agreement · Joint Venture agreement
- Medical director agreement

Note that all agreements above must be valid through at least the first three full years following completion of the project or have a clause with automatic renewals. Any agreements in draft form must include a document signed by both entities committing to execute the agreement as submitted following CN approval.

PCP does not hold any of the above agreements. Thus, this question is not applicable.

3. Certificate of Need approved ASFs must provide charity care at levels comparable to those at the hospitals in the ASF planning area. You can access charity care statistics from the Hospital Charity Care and Financial Data (HCCFD) [website](#). Identify the amount of charity care projected to be provided at this facility, captured as a percentage of gross revenue, as well as charity care information for the planning area hospitals. The table below is for your convenience but is not required. [WAC 246-310-270\(7\)](#)

	2018	2019	2020
Capital Medical Center	0.76%	1.12%	0.97%
Providence St Peter Hospital	1.51%	1.43%	1.08%
Average			1.14%

Planning Area Hospital 3-year Average Charity Care as a Percentage of Total Revenue	1.14%
Projected Facility Charity Care as a Percentage of Total Revenue	2.00%

4. Provide documentation of site control. This could include either a deed to the site or a lease agreement for the site. If a lease agreement is provided, the terms must be for at least five years following project completion. The costs identified in these documents should be consistent with the Pro Forma provided in response to question 1.

See Exhibit 8 for sight control.

5. For new facilities, confirm that the zoning for your site is consistent with the project.

N/A

6. Complete the table below with the estimated capital expenditure associated with this project. Capital expenditure is defined under [WAC 246-310-010\(10\)](#). If you have other line items not listed below, please include the items with a definition of the line item. Include all assumptions used as the basis the capital expenditure estimate.

Item	Cost
a. Land Purchase	\$ 0
b. Utilities to Lot Line	\$ 0

c. Land Improvements	\$ 0
d. Building Purchase	\$ 0
e. Residual Value of Replaced Facility	\$ 0
f. Building Construction	\$ 0
g. Fixed Equipment (not already included in the construction contract)	\$ 0
h. Movable Equipment	\$ 0
i. Architect and Engineering Fees	\$ 0
j. Consulting Fees	\$ 0
k. Site Preparation	\$ 0
l. Supervision and Inspection of Site	\$ 0
m. Any Costs Associated with Securing the Sources of Financing (include interim interest during construction)	\$ 0
1. Land	\$ 0
2. Building	\$ 0
3. Equipment	\$ 0
4. Other	\$ 0
n. Washington Sales Tax	\$ 0
Total Estimated Capital Expenditure	\$ 0

7. Identify the entity or entities responsible for funding the capital expenditure identified above. If more than one entity is responsible, provide breakdown of percentages and amounts for all.

N/A

8. Please identify the amount of start-up costs expected for this project. Include any assumptions that went into determining the start-up costs. If no start-up costs are needed, explain why.

N/A - Facility is operational

9. Provide a non-binding contractor's estimate for the construction costs for the project.

N/A

10. Explain how the proposed project would or would not impact costs and charges to patients for health services. [WAC 246-310-220](#)

The service opportunities gained by PCP will result in increased cost savings for patients' due to the efficiency and cost-effectiveness of an ASF in comparison to hospital outpatient surgery departments. As evidenced in the National Health Statistics Reports (NHSR)¹, the efficiency of an ASF can be measured by the time spent for the procedure to include the operating room, the actual surgery time and the postoperative care. Table 9 outlines the findings within the report.

Table 11 – Distribution of times for surgical visits, by ambulatory surgery facility type; United States, 2010

Calculated time of ambulatory surgical visit	<u>Hospital</u>		<u>ASF</u>		<u>All Facilities</u>	
	Average Time (minutes)	Standard Error	Average Time (minutes)	Standard Error	Average Time (minutes)	Standard Error
Operating Room	63	2	50	4	57	2
Surgical	37	2	29	3	33	2
Postoperative Care	89	3	51	4	70	3
Total Time	189		130		160	

Source: “Ambulatory Surgery Data from Hospitals and Ambulatory Surgery Centers: United States, 2010”, U.S. Department of Health and Human Services, National Center for Health Statistics, Report Number 102, February 28, 2017. Table C, page 6.

In an article in the Ambulatory Surgery Center Association (ASCA) a publication titled “A Positive Trend in Health Care” identifies that the increase and rise of Ambulatory Care Facilities can be attributed to physicians, high-quality, cost-

¹ NHSR report is Exhibit 32.

effective alternative to the inpatient hospital setting and the value an ASF adds to the economy.²

An article published in the Ophthalmology Times "The future of cataract surgery" identifies the growing need for ophthalmologist.³ Based on the fact that the formation of cataracts is directly proportional with age and the life expectancy is increasing, the number of cataract surgeries will also increase. In 2015, there were 9,000 ophthalmologists doing 3.6 million cataract surgeries. Extending those numbers out it is estimated that there will be a need for 125,000 surgeons worldwide to treat 50 million cataracts. This number rises to 250,000 surgeons worldwide in 2025.

"A Positive Trend in Healthcare" identifies the cost savings within an ASF compared to a hospital setting is substantial. The recent trend in how Medicare reimburses a procedure done in a hospital outpatient setting compared to reimbursement of that same procedure in an ASF has widened. In 2003 the difference in reimbursement was only 16%, at the time of the article's publication there was a difference of 72% in reimbursement. In an article titled "Procedures Take Less Time at Ambulatory Surgery Centers, Keeping Costs Down and Ability to Meet Demand Up"⁴, explained that in 2003, the Medicare Prescription Drug, Improvement, and modernization Act froze ASF's payment updates. For the next couple of years, they phased in a new ASF's prospective payment based on the outpatient prospective payment system. This ASF fee schedule set rates for procedures done in an ASF to no more than 59% of payments to hospitals who provided the same procedure. This went into full effect in 2012.

**Table 12 – Cost Comparison:
ASC v. Hospital Outpatient Department**

	Patient Cost		Medicare Cost	
	ASF Co-pay	HOPD Co-pay	Total Procedure Cost ASF	Total Procedure Cost HOPD
Cataract	\$193.00	\$490.00	\$964.00	\$1,670.00

² ASCA "A Positive Trend in Health Care" is Exhibit 33.

³ Ophthalmology Times "The Future of Cataract Surgery" is Exhibit 35.

⁴ Health Affairs article "Procedures Take Less Time At Ambulatory Surgery Centers, Keeping Costs Down and Ability To Meet Demand Up" is found in Exhibit 39.

Upper Gi Endoscopy	\$68.00	\$139.00	\$341.00	\$591.00
Colonoscopy	\$76.00	\$186.00	\$378.00	\$655.00

Source: “ASCs: A Positive Trend in Health Care”, Ambulatory Surgery Center Association, Page 2.

In an article published in “Michigan Medicine; University of Michigan”⁵, the authors evaluated the national data that shows the shift in eye surgeries from hospitals to an ASF because of the lower cost to the patients and insurers. The rise of cataract surgeries performed in an ASF has gone from 43.6% in 2001 to 73% in 2014. This cost savings to Medicare equated to a savings of over \$829 million in 2011. The article suggests that the rate of increase for ambulatory surgery use for cataract surgery is 2.34% per year, which is similar to the rate increase for strabismus and retina surgeries; the study further found that the rate of increase of glaucoma surgeries was even faster.

The economic growth that ASFs have added to our economy has been considerable. The following Table illustrates the impact witnessed in 2009.

Table 13 – Total Nationwide Impact ASFs had on the economy; United States, 2009

Year 2009	
Total Tax Payments	\$5.8 Billion
Total FTE	117,700
Total Nationwide Economic Impact	\$90 Billion

Source: “ASCs: A Positive Trend in Health Care”, Ambulatory Surgery Center Association, Page 1.

“A Positive Trend in Healthcare” also identifies the top “Medicare Case Volume by Specialty” that was derived from analyzing CMS claim data in 2010. The three main specialty services that are performed in an ASF are gastroenterology (31%), ophthalmology (28%) and pain management (22%). The article also provides the results of a survey that was taken on the satisfaction rate of patients having their procedures performed within an ASF coming in at 92% favorable.

⁵ Michigan Medicine; University of Michigan article is in Exhibit 36.

Based on the analysis of physician preference, cost effectiveness, efficiency and quality of care, PCP, as an ophthalmic specialty surgical facility, will be in a position to continue to meet the current needs of the residents of North Snohomish planning area with an approved CON. AS the population ages and demand for ophthalmic surgery rises, PCP is preparing to be able to meet the future need by seeking CON approval.

In conclusion, an approved CON application is a crucial part of (1) increasing emphasis on local, cost-effective care in outpatient settings, (2) meeting the commitment of PCP to create access when and where people need it and (3) meeting the need for ophthalmic ORs minutes in the North King planning area.

11. Provide documentation that the costs of the project, including any construction costs, will not result in an unreasonable impact on the costs and charges to patients for health services in the planning area. [WAC 246-310-220](#)

There are no construction costs.

12. Provide the **projected** payer mix by gross revenue and by patients using the example table below. If “other” is a category, define what is included in “other.”

	%Patients	% Revenue
MEDICARE WA	42%	75%
MEDICAID	7%	1%
COMMERCIAL	31%	18%
GOVERNMENT (TRICARE)	20%	6%

13. If this project proposes CN approval of an existing facility, provide the historical payer mix by revenue and patients for the existing facility for the most recent year. The table format should be consistent with the table shown above.

2021	%Patients	% Revenue
MEDICARE WA	35.0%	85.0%

MEDICAID	5.0%	1.0%
COMMERCIAL	26.0%	13.0%
GOVERNMENT (TRICARE)	34.0%	1.0%

Medicare, Medicaid, Commercial, Government (Tricare)

14. Provide a listing of new equipment proposed for this project. The list should include estimated costs for the equipment. If no new equipment is required, explain.

PCP does not anticipate the need to purchase any equipment because of the proposed project. Thus, this question is not applicable.

15. Provide a letter of financial commitment or draft agreement for each source of financing (e.g. cash reserves, debt financing/loan, grant, philanthropy, etc.). [WAC 246-310-220](#).

There are no capital expenditures or start-up costs associated with the proposed project. Thus, this question is not applicable.

16. If this project will be debt financed through a financial institution, provide a repayment schedule showing interest and principal amount for each year over which the debt will be amortized. [WAC 246-310-220](#)

This question is not applicable.

17. Provide the applicant's audited financial statements covering the most recent three years. [WAC 246-310-220](#)

See Exhibit 9

C. Structure and Process of Care ([WAC 246-310-230](#))

Projects are evaluated based on the criteria in [WAC 246-310-230](#) for staffing availability, relationships with other healthcare entities, relationships with ancillary and support services, and compliance with federal and state requirements. Some of the questions within this section have implications on financial feasibility under [WAC 246-310-220](#) and will be marked as such.

1. Identify all licensed healthcare facilities owned, operated by, or managed by the applicant. This should include all facilities in Washington State as well as out-of-state facilities, and should identify the license/accreditation status of each facility.

See Exhibit 10

2. Provide a table that shows FTEs [full time equivalents] by classification (e.g. RN, LPN, Manager, Scheduler, etc.) for the proposed facility. If the facility is currently

in operation, include at least the last three full years of operation, the current year, and the first three full years of operation following project completion. There should be no gaps in years. All staff classifications should be defined.

See Exhibit 10

3. Provide the basis for the assumptions used to project the number and types of FTEs identified for this project.

The ASC supports the staffing guide lines of AORN and ASPAN for care of patients in the operating room and pre/post-operative areas. These guidelines hold the following staffing: Operating Room 1 -RN and 1-Scrub tech per operating room, and Pre/Post area of a matrix of staff based on the acuity of the patient.

4. Provide the name and professional license number of the current or proposed medical director. If not already disclosed under [WAC 246-310-220\(1\)](#) above, identify if the medical director is an employee or under contract.

Adam Burkey, MD is owner/medical director of PCP. Washington state license: MD60545557

5. If the medical director is/will be an employee rather than under contract, provide the medical director's job description.

See Exhibit 4

6. Identify key staff by name, if known (e.g. nurse manager, clinical director, etc.)

	Current	2023 Projected	Notes
MD	Adam Burkey	Adam Burkey	
ASC Nurse Manager	John Moore	John Moore	
Infection Control Nurse	Tabitha Estep	Tabitha Estep	Splits time between infection control and pre/peri/post
Pre/Post Nurse 1	Cara Poage	Cara Poage	Primarily pre/post, secondary periop
Pre/Post Nurse 2		Future Hire	
OR RN 1	Tabitha Estep	Tabitha Estep	
OR RN 2		Future Hire	
Scrub Tech 1	Tera Thompson	JD Saldana	JD will become primary surgical tech in late 2022
Scrub Tech 2	JD Saldana	Future Hire	

Sterile Processing Tech	JD Saldana	Future Hire	
-------------------------	------------	-------------	--

7. Provide a list of physicians who would use this surgery center, including their names, license numbers, and specialties. [WAC 246-310-230\(3\) and \(5\).](#)

Pain Management:

Adam Burkey, MD MD60545557

Ross Vogelgesang, MD MD00029447

Kyong Ho Kim, MD OP00001595

Caroline Harstroem, MD MD61097991

8. For existing facilities, provide names and professional license numbers for current credentialed staff. [WAC 246-310-230\(3\) and \(5\).](#)

Pain Care Physicians, PLLC

Group CMS Number G8959213

Name of managing personnel, officers and administrator			
Name	Title	Credential Number	CMS Number
Adam Burkey	Medical Director	MD60545557	G8959274
Paul Song	Executive Director	NA	NA
Esther Kim	Operations Manager	CM60610147	NA
John Moore	ASC Nurse Manager	RN60400111	NA
Kevin Moon	Billing Manager		
Name of ASC Employees			
Name	Title	Credential Number	
Caroline Harstroem	MD	MD61097991	G9017778
JD Saldana	Surg Tech/MA-C	ST61255177/CM60827624	NA
Cara Poage	RN	RN60174761	NA
Tabitha Estep	RN	RN61093566	NA
Tera Thompson	Surg Tech/X-Ray Tech	ST61099874/XT61161908	NA
Cheryl Hasson (shared)	Surg Tech/X-Ray Tech	ST61099570/XT61012893	NA

9. Describe your methods for staff recruitment and retention. If any barriers to staff recruitment exist in the planning area, provide a detailed description of your plan to staff this project. [WAC 246-310-230\(1\)](#)

Staff members are recruited through online position posting services such as indeed, and occasionally by a recruiting service when necessary. Staff retention is maintained by competitive benefits, medical, dental, vision and 401k for most full-time staff. There are regular staff meetings and employee appreciation initiatives throughout the course of the year.

10. For existing facilities, provide a listing of ancillary and support services already in place. [WAC 246-310-230\(2\)](#)

See Exhibit 10

11. For new facilities, provide a listing of ancillary and support services that will be established. [WAC 246-310-230\(2\)](#)

N/A

12. Identify whether any of the existing ancillary or support agreements are expected to change as a result of this project. [WAC 246-310-230\(2\)](#)

None are expected to change

13. If the ASF is currently operating, provide a listing of healthcare facilities with which the ASF has working relationships. [WAC 246-310-230\(4\)](#)

Providence St Peter Hospital

14. Identify whether any of the existing working relationships with healthcare facilities listed above would change as a result of this project. [WAC 246-310-230\(4\)](#)

N/A

15. For a new facility, provide a listing of healthcare facilities with which the ASF would establish working relationships. [WAC 246-310-230\(4\)](#)

N/A

16. Provide a copy of the existing or proposed transfer agreement with a local hospital. [WAC 246-310-230\(4\)](#)

See Exhibit 11

17. Provide an explanation of how the proposed project will promote continuity in the provision of health care services in the planning area, and not result in an unwarranted fragmentation of services. [WAC 246-310-230\(4\)](#)

The 2 operating rooms are exclusively used for pain management procedures at this time. With the proposed project, PCP anticipates providing surgical services across all the aforementioned specialties. Furthermore, with the ability to open the ASC to additional physicians, PCP will also anticipate providing services related to Orthopedics, Podiatry, Neuro and Plastic Surgery.

18. Provide an explanation of how the proposed project will have an appropriate relationship to the service area's existing health care system as required in [WAC 246-310-230\(4\)](#).

PCP receives referrals from outside physicians to provide specific services. Once these services are performed the patients return to their primary care providers Exhibit 12 provides a list of referring physicians.

19. Identify whether any facility or practitioner associated with this application has a history of the actions listed below. If so, provide evidence that the proposed or existing facility can and will be operated in a manner that ensures safe and adequate care to the public and conforms to applicable federal and state requirements. [WAC 246-310-230\(3\) and \(5\)](#)
- A criminal conviction which is reasonably related to the applicant's competency to exercise responsibility for the ownership or operation of a health care facility; or
 - A revocation of a license to operate a healthcare facility; or
 - A revocation of a license to practice as a health profession; or
 - Decertification as a provider of services in the Medicare or Medicaid program because of failure to comply with applicable federal conditions of participation.

PCP does not have a history of any of the actions listed above. This question is not applicable.

D. Cost Containment ([WAC 246-310-240](#))

Projects are evaluated based on the criteria in WAC 246-310-240 in order to identify the best available project for the planning area.

1. Identify all alternatives considered prior to submitting this project.

In deciding to submit this application, PCP explored the following options: (1) no project—continuing as a CN-Exempt, two OR facility, and (2) request CN approval for two ORs and an expansion of specialties to include Plastic Surgery, Orthopedics, Neurology and Podiatry.

2. Provide a comparison of the project with alternatives rejected by the applicant. Include the rationale for considering this project to be superior to the rejected alternatives. Factors to consider can include but are not limited to: patient access to healthcare services, capital cost, legal restrictions, staffing impacts, quality of care, and cost or operation efficiency.

Table 12: Alternatives Analysis: Promoting Access to Healthcare Services

Option:	Advantages/Disadvantages:
---------	---------------------------

No project - remain CN- Exempt with 2 ORs	<p>There is no advantage to continuing as presently in terms of improving access. (Disadvantage (“D”))</p> <p>The Thurston County planning area will continue with only one CN-Approved ASC which provides services to a wide range of specialties. Patients requiring surgical services for specialties outside of general surgery must either contend with scheduling challenges or have their procedure scheduled in a relatively higher cost room at one of the planning area acute care hospitals. (D)</p>
CN Approval for 2 OR ASC (Requested project)	Allows an expansion of specialties at PCP, open to all physicians in the community who are credentialed and privileged as a member of PCP's medical staff, leading to improved access to planning area residents in need of procedures across the additional specialties (Advantage (“A”))
Table 21: Alternatives Analysis: Promoting Quality of Care	
Option:	Advantages/Disadvantages:
No project - remain CN- Exempt with 2 ORs	Continuing as presently conveys no advantages or disadvantages from a quality-of-care perspective. (Neutral (“N”))
CN Approval for 2 OR ASC (Requested project)	CN approval would allow expansion across the requested specialties and utilization of PCP by outside surgeons, thereby improving planning area access across these specialties and reducing the need for outmigration or scheduling at acute care hospitals. This improves quality of care for planning area residents. (A)
Table 13: Alternatives Analysis: Promoting Cost and Operating Efficiency	
Option:	Advantages/Disadvantages:
No project - remain CN- Exempt with 2 ORs	<p>Under this option, there would be no impacts on costs or efficiency of PCP—the surgery center would continue as present. (N)</p> <p>However, as stated above, without the project, some residents in need of outpatient surgical procedures for certain specialties would likely need to out-migrate or visit inpatient providers due to planning area constraints. This requires otherwise unnecessary travel or usage of relatively expensive inpatient care. (D)</p>

CN Approval for 2 OR ASC (Requested project)	<p>The incremental cost of this option would be relatively low, and CSS costs and charges are based on fee schedules with CMS and principal payers. Therefore, this option would not be expected to affect costs and charges. (N)</p> <p>An expansion of services and ability of outside physicians to use the facility would increase access within the planning area for persons needing Plastic Surgery, Orthopedics, and Podiatry, procedures and reduce the need for outmigration or use of acute care inpatient facilities across these specialties. (A)</p>
Table 14: Alternatives Analysis: Legal Restrictions.	
Option:	Advantages/Disadvantages:
No project - remain CN- Exempt with 2 ORs	There are no legal restrictions to continuing operations as presently. (A)
CNApproval for 2 OR ASC (Requested project)	Requires certificate of need approval. This requires time and expense. (D)

- Identify any aspects of the facility's design that lead to operational efficiency. This could include but is not limited to: LEED building, water filtration, or the methods for construction, etc. [WAC 246-310-240\(2\) and \(3\)](#).

This project does not include construction, this question does not apply.



Certificate of Need Program Revised Code of Washington (RCW) and Washington Administrative Code (WAC)

Certificate of Need Program laws [RCW 70.38](#)

Certificate of Need Program rules [WAC 246-310](#)

Commonly Referenced Rules for Ambulatory Surgery Projects:

WAC Reference	Title/Topic
246-310-010	Certificate of Need Definitions
246-310-160	Regular Review Process
246-310-200	Bases for findings and action on applications
246-310-210	Determination of Need
246-310-220	Determination of Financial Feasibility
246-310-230	Criteria for Structure and Process of Care
246-310-240	Determination of Cost Containment
246-310-270	Ambulatory Surgery

Certificate of Need Contact Information:

[Certificate of Need Program Web Page](#)

Phone: (360) 236-2955

Email: FSLCON@doh.wa.gov

Construction Review Services Resources:

[Construction Review Services Program Web Page](#)

Phone: (360) 236-2944

Email: CRS@doh.wa.gov

Licensing Resources:

[Ambulatory Surgical Facilities Laws, RCW 70.230](#)

[Ambulatory Surgical Facilities Rules, WAC 246-330](#)

[Ambulatory Surgical Facilities Program Web Page](#)

Hospital Charity Care and Financial Data (HCCFD) Program Resources

[HCCFD Web Page](#)

Email: CharityCare@doh.wa.gov

Exhibit 1

Pain Care Physicians, PLLC
155 Lilly Road NE
Olympia Washington, 98506

May 3, 2022

Manager
Certificate of Need Program
Washington Department of Health
111 Israel Road SE
Tumwater, WA 98501

RE: Letter of Intent, Pain Care Physicians, PLLC

In accordance with WAC 246-310-080, Pain Care Physicians, PLLC hereby submits this Letter of intent proposing to operate the Ambulatory Surgery Center as a certificate of need approved ambulatory surgery center in the Thurston County Planning Area. Ambulatory Surgery Center has been operating under a certificate of need exemption, approved by the DOH under the Determination of Reviewability #19-22.

Pursuant to WAC 246-310-080, Pain Care Physicians, PLLC. P.S. d/b/a Sound Ambulatory Surgery Center submits the following information:

1. **Description of proposed services:** Pain Care Physicians, PLLC. The Surgery Center proposes to operate the Ambulatory Surgery Center as a Two room, Class B, free standing ambulatory surgical center.
2. **Estimated cost of proposed project:** There are no capital expenditures associated with this project. The Ambulatory Surgery Center is fully built-out and is currently operational.
3. **Identification of service area:** This service area is in the Thurston County Planning Area.

Thank you for your assistance in this matter. Please contact me if you have any questions, please contact my ASC administrator John Moore: 360-515-6406, or .

Sincerely,



Paul Song

Exhibit 2

APPENDIX A ASC Need Methodology Thurston County

[illegible]

APPENDIX A ASC Need Methodology Thurston County

Facility	Special Procedure Rooms	Dedicated Inpatient ORs	Dedicated Outpatient ORs	Mixed Use ORs	Mixed Use min/case	Inpatient Cases in Mixed Use ORs	Inpatient Mins. In Mixed Use ORs	Outpatient Min/Case	Outpatient Cases	Outpatient Mins.										
Capital Medical Center	0	0	0	10	86.4	5,524	477,017	0.0	0	0										
Providence St Peter Hospital	0	0	5	11	108.7	9,402	1,022,063	52.0	3,651	189,826										
Laser and Surgery Center	0	0	3	0	0.0	0	0	50.0	5,019	250,950										
Gastroenterology Associates Endoscopy Center	0	ENDOSCOPY ORS, CASES, & MINUTES NOT COUNTED																		
Olympia Multi-specialty Clinic	0	ENDOSCOPY ORS, CASES, & MINUTES NOT COUNTED																		
Olympia Surgery Center	0	0	6	0	0.0	0	0	63.1	6,730	424,680										
Pacific Cataract and Laser Institute			2					50.0	2,626	131,300										
Pain Care Physicians (applicant)			2																	
Foley Plastic Surgery Center			1					117.0	286	33,471										
Totals	0	0	19	21	195.1	14,926	1,499,080	332.1	18,026	996,756										
					Avg min/case inpatient		100.43	Avg min/case outpatient		55.30										
ORs counted in numeric methodology			11	21																
Population data source: Claritas 2020 data																				
Total Surgeries	32,952																			
Area population 2019 [0 - 85+]	288,655																			
Use Rate	114.157																			
Planning Area projected population Year: 2025	312,508																			
	35,674.99																			
% Outpatient of total surgeries	54.70%	19515.578																		
% Inpatient of total surgeries	45.30%	16159.409																		

Exhibit 3

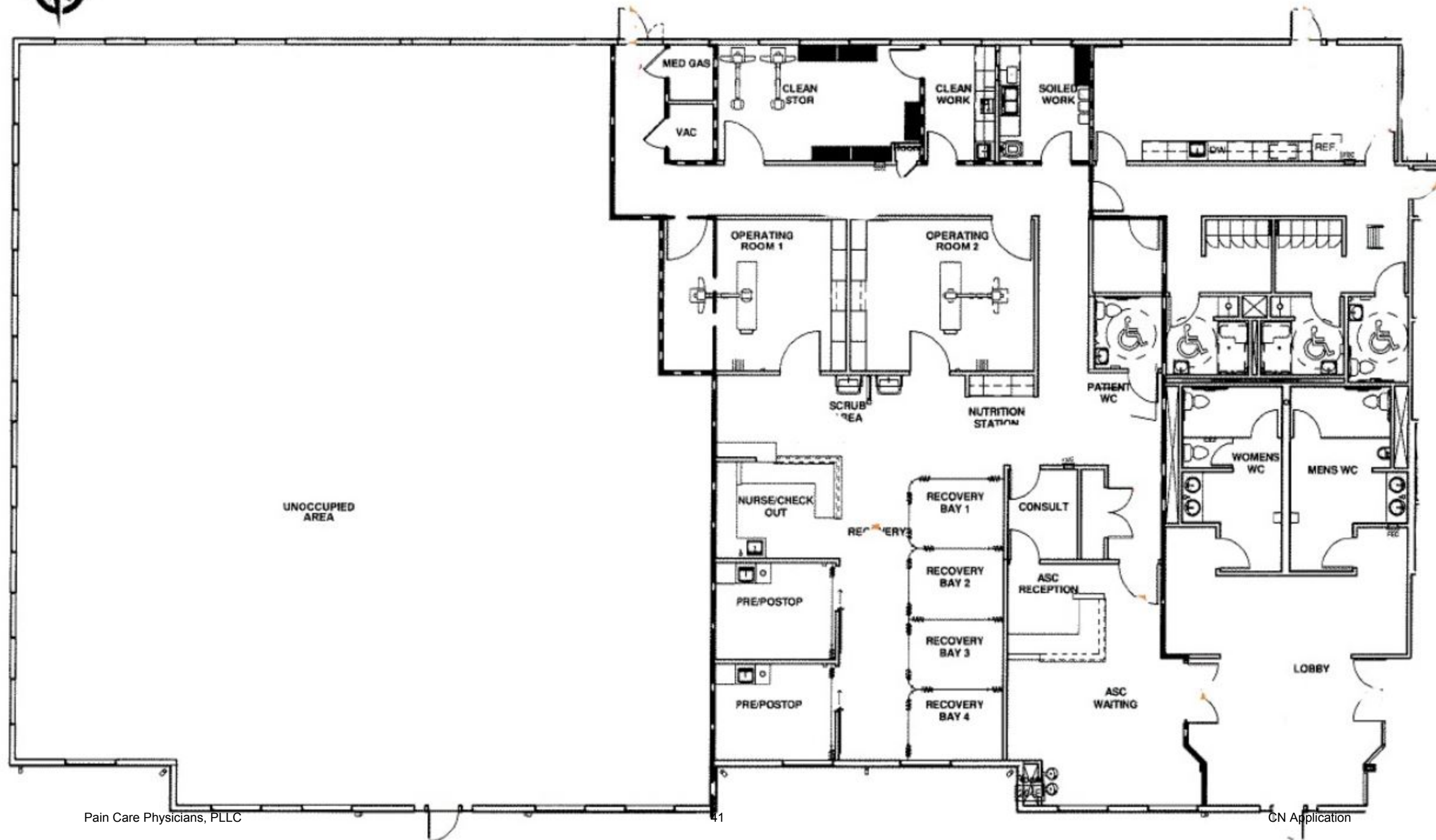



Exhibit 4

Patient Rights and Responsibilities

 ANESIS SPINE & PAIN CARE <small>Medical services provided by</small> Pain Care Physicians, PLLC	TITLE Abuse, Criteria and Reporting		IDENTIFICATION NUMBER Patient Rights and Responsibilities
ORGANIZATION(S) <input checked="" type="checkbox"/> Pain Care Physicians, PLLC. (Anesis Spine & Pain Care)	LEVEL <input type="checkbox"/> System <input type="checkbox"/> Organization <input type="checkbox"/> Division <input checked="" type="checkbox"/> Department	CATEGORY <input checked="" type="checkbox"/> ASC <input type="checkbox"/> Management <input type="checkbox"/> Regulatory	POSTING DATE [07/01/2020] EFFECTIVE DATE [09/01/2020]
REVIEW CYCLE <input checked="" type="checkbox"/> 1 year <input type="checkbox"/> 3 years LAST REVIEW DATE: [06/1/2022]		REPLACES TITLE: Environment of Care Plan EFFECTIVE DATE(S): [07/01/2020]	

POLICY:

Perception of, or verbal validation of abuse or neglect to victims (patients) will be reported within 48 hours to the local police or appropriate law enforcement agency for evaluation and management if indicated.

PURPOSE:


To intervene on the victim's behalf to prevent further abuse.

1. Facility staff is responsible for reporting any signs of abuse to his/her immediate supervisor and the patient's physician.
2. The treating physician will be advised of concerns. Facility personnel will contact local police or appropriate law enforcement agency for further investigation within 48 hours.
3. Information provided to the authorities should include: name, address and age of the patient: name and address of the parents, stepparents, guardians or other persons having custody of the patient: nature and extent of the alleged injury/injuries, neglect, sexual abuse: any evidence of previous injuries, including their nature and extent: and any other information that may be helpful in establishing the cause of the patient's death, injury, or injuries and the identity of the alleged perpetrator or perpetrators.
4. The caregiver is responsible for documenting physical findings and reports of the patient's (victim's) comments regarding harmful behavior.
5. The attending physician and/or facility management are responsible for meeting legal requirements regarding reporting possible abuse.

6. Information including phone numbers for Washington State Department of Social and Health Services (1-866-ENDHARM) is located at the nurse's station in PACU.
 - A. Definitions:
 1. **Victim:** A person who has been abused
 2. **Abuse:** Behavior which is harmful to the victim
7. Criteria of Abuse/Neglect
 - A. Examples but not limited to:
 1. **Physical:** Bruise, bite marks, fractures, burns, scalding, abrasions, sprains, tearing
 2. **Sexual:** Torn clothing, vaginal bleeding, rectal bleeding, stares, bed wetting, fear of person
 3. **Neglect:** Dehydration, inadequate food, water unavailable, lack of clothing, restraints
 4. **Financial:** Someone else signs, care giver cashes checks, withholding funds, forgery
 5. **Emotional:** Screaming, shouting, cursing, name calling, belittling, degrading

Reference: "What is Abuse and Neglect", www.mass.gov/service detail

Advanced Directive

 <p>ANESIS SPINE & PAIN CARE</p> <p>Medical services provided by Pain Care Physicians, PLLC</p>	TITLE Advanced Directive		IDENTIFICATION NUMBER Patient Rights and Responsibilities
ORGANIZATION(S) <input checked="" type="checkbox"/> Pain Care Physicians, PLLC. (Anesis Spine & Pain Care)	LEVEL <input type="checkbox"/> System <input type="checkbox"/> Organization <input type="checkbox"/> Division <input checked="" type="checkbox"/> Department	CATEGORY <input checked="" type="checkbox"/> ASC <input type="checkbox"/> Management <input type="checkbox"/> Regulatory	POSTING DATE [07/01/2020] EFFECTIVE DATE [09/01/2020]
REVIEW CYCLE <input checked="" type="checkbox"/> 1 year <input type="checkbox"/> 3 years LAST REVIEW DATE: [06/01/2022]		REPLACES TITLE: Environment of Care Plan EFFECTIVE DATE(S): [07/01/2020]	

PURPOSE:

To provide the patient and personnel information regarding the facility policy on advanced directives. This policy is also included on the notice of patient rights and responsibilities posted in the waiting areas. This notice is also provided to all patients in advance of the date of their procedure.

POLICY:

In Washington the Natural Death Act (RCW 70.122.030) allows an individual to preauthorize health care representatives to allow the natural dying process if he or she is medically confirmed to be in one of the conditions described in his or her health care instructions. This Act does not authorize euthanasia, assisted suicide or any overt action to end the person's life.

The facility respects the right of all patients to participate in their own health care decisions. Patients may formulate Advance Directives or execute Powers of Attorney authorizing others to make decisions on their behalf based on the patient's expressed wishes when the patient is unable to make or communicate decisions. If a patient should provide his/her Advance Directive, a copy will be placed in the patient's medical record and transferred with the patient should a hospital transfer to a higher level of care be ordered by his/her physician.

The facility recognizes that members of the Medical Staff have the primary responsibility for discussing Advance Directive with patients. The Medical Staff's responsibility is to provide information and education to enable individuals to make decisions regarding their Advance Directive in a thoughtful and informed manner.

However, unlike in an acute care hospital setting, the facility does not routinely perform "high risk" procedures. Most procedures performed in this facility are considered to be of minimal risk. Of course, no surgery is without risk. The specifics of the procedure will be discussed with the physician who can answer the patient's questions regarding the risks, the expected recovery and care after surgery. It is our policy to initiate resuscitation or other stabilizing measures and transfer the patient to an acute care hospital for further evaluation and/or treatment should an adverse event occur during care at this Center regardless of the content of any advance directive or instructions from a health care surrogate or attorney.

If a patient does not agree with this policy, they have the option to reschedule their procedure at an alternate health care facility.

DISCLOSURE OF OWNERSHIP:

Pain Care Physicians, PLLC. – Owner: Adam Burkey, MD

Nondiscrimination and Accessibility Requirements and Nondiscrimination Statement: Discrimination is Against the Law

Pain Care Physicians, PLLC,(Sound Ambulatory Surgery Center/Anesis Pain and Spine) complies with applicable Federal civil rights laws and does not discriminate on the basis of race, color, national origin, age, disability,ability to pay, or sex. Pain Care Physicians, PLLC,(Sound Ambulatory Surgery Center/Anesis Pain and Spine) does not exclude people or treat them differently because of race, color, national origin, age, disability, ability to pay, or sex. Pain Care Physicians, PLLC,(Sound Ambulatory Surgery Center/Anesis Pain and Spine):

Provides free aids and services to people with disabilities to communicate effectively with us, such as: Qualified sign language interpreters. Provides free language services to people whose primary language is not English, such as: Qualified interpreters.

If you believe that Pain Care Physicians, PLLC,(Sound Ambulatory Surgery Center/Anesis Pain and Spine has failed to provide these services or discriminated in another way on the basis of race, color, national origin, age, disability, ability to pay, or sex, you can file a grievance with: Len Hamilton, 155 Lilly WA 98506, Telephone number (203) 538-6300, Fax (206) 538-6301, Email: Len.Hamilton@Anesispain.com. You can file a grievance in person or by mail, fax, or email. If you need help filing a grievance, [Len Hamilton] is available to help you.

You can also file a civil rights complaint with the U.S. Department of Health and Human Services, Office for Civil Rights, electronically through the Office for Civil Rights Complaint Portal, available at <https://ocrportal.hhs.gov/ocr/portal/lobby.jsf>, or by mail or phone at: U.S. Department of Health and Human Services 200 Independence Avenue, SW Room 509F, HHH Building Washington, D.C. 20201 1-800-368-1019, 800-537-7697 (TDD) Complaint forms are available at <http://www.hhs.gov/ocr/office/file/index.html>.

Spanish:

ATENCIÓN: si habla español, tiene a su disposición servicios gratuitos de asistencia lingüística. Llame

Vietnamese:

CHÚ Ý: Nếu bạn nói Tiếng Việt, có các dịch vụ hỗ trợ ngôn ngữ miễn phí dành cho bạn.

Chinese:

注意：如果您使用繁體中文，您可以免費獲得語言援助服務

Tagalog/Filipino:

Kung nagsasalita ka ng Tagalog, maaari kang gumamit ng mga serbisyo ng tulong sa wika nang walang bayad.

Arabic:

مقرب لصتا. ناجملاب كل رفاوتت ٴٴيوغلا ٴٴعاسملا تامدخ نإف ،ٴٴغلا ركذا ٴٴدحتت تنك اذا :ٴٴظوالم

French Creole:

Si w pale Kreyòl Ayisyen, gen sèvis èd pou lang ki disponib gratis pou ou.

Korean:

주의: 한국어를 사용하시는 경우, 언어 지원 서비스를 무료로 이용하실 수 있습니다.

French:

Si vous parlez français, des services d'aide linguistique vous sont proposés gratuitement.

Portuguese:

Se fala português, encontram-se disponíveis serviços linguísticos, grátis.

Italian:

In caso la lingua parlata sia l'italiano, sono disponibili servizi di assistenza linguistica gratuiti.

German:

Wenn Sie Deutsch sprechen, stehen Ihnen kostenlos sprachliche Hilfsdienstleistungen zur Verfügung.

Thai:

เรียน: ถ้าคุณพูดภาษาไทยคุณสามารถใช้บริการช่วยเหลือทางภาษาได้ฟรี

Russian:

ВНИМАНИЕ: Если вы говорите на русском языке, то вам доступны бесплатные услуги перевода.


Polish:

UWAGA: Jeżeli mówisz po polsku, możesz skorzystać z bezpłatnej pomocy językowej.

Gujarati:

ચુના: જો તમે ગુજરાતી બોલતા હો, તો િન:બ્લુ ભાષા સહાય સેવાઓ તમારા માટ ઉપલબ્ધ છ.

Patient Rights and Responsibilities

 <p>ANESIS SPINE & PAIN CARE</p> <p>Medical services provided by Pain Care Physicians, PLLC</p>	TITLE Patient Privacy Practices		IDENTIFICATION NUMBER Patient Rights and Responsibilities
ORGANIZATION(S) <input checked="" type="checkbox"/> Pain Care Physicians, PLLC. (Anesis Spine & Pain Care)	LEVEL <input type="checkbox"/> System <input type="checkbox"/> Organization <input type="checkbox"/> Division <input checked="" type="checkbox"/> Department	CATEGORY <input checked="" type="checkbox"/> ASC <input type="checkbox"/> Management <input type="checkbox"/> Regulatory	POSTING DATE [07/01/2020] EFFECTIVE DATE [09/01/2020]
REVIEW CYCLE <input checked="" type="checkbox"/> 1 year <input type="checkbox"/> 3 years LAST REVIEW DATE: [06/01/2022]		REPLACES TITLE: Environment of Care Plan EFFECTIVE DATE(S): [07/01/2020]	

PURPOSE:

Provide that patients and other interested persons have a defined opportunity to receive adequate notice of the uses and disclosures of protected health information ("PHI") that may be made by the provider, patient rights concerning PHI, and the provider's legal duties pertaining to PHI.

POLICY:

1. Reasonable effort shall be made to provide patients or their legally authorized representative with the current Notice of Privacy Practices (NPP) on the date of the first service delivery on or after the April 14, 2003, compliance date.
 - a. An exception exists where the first service delivery involves emergency medical treatment; in such cases, the NPP shall be provided as soon as it is reasonably practicable to do so.
2. Except in emergencies, reasonable effort shall be made to obtain a signed acknowledgement of receipt of the current NPP from the patient or the legally authorized representative.
3. Document reasonable attempts to provide the current NPP by filing the signed acknowledgement of receipt in the medical record. Refusals to sign the acknowledgement, or refusals to accept the NPP, shall also be documented.
4. A current NPP will be posted in a prominent location where it is reasonable to expect that patients will see and have an opportunity to read the document.
5. At any time, a patient or the patient's legally authorized representative may request and receive a copy of the current NPP.
6. The Notice of Information Practices required by Washington State law will be provided to the patient in another form.
7. The NPP describes actual privacy practices and examples of all uses and disclosures of PHI. Any change to actual privacy practices shall be reflected in the NPP. Subsequent to any revision, a copy of the "old" NPP shall be retained for 6 years from the date it was last effective.

8. Any person, not only a patient, having questions about the NPP, or privacy/confidentiality practices, shall be directed to the Clinic Manager or Privacy Officer for further information if necessary.
9. Any member of the general public (who is not a patient or a patient's legally authorized representative) requesting the NPP shall be provided the current NPP as promptly as circumstances permit. The documentation requirements do not apply.

Title: Notice of Privacy Practices

Primary Responsible Party: Privacy Officer, Clinic Manager and Front Office Staff

Other Responsible Party: All staff will have general knowledge and be able to direct questions/concerns appropriately.

PROCEDURE:

- A. Patients or their legally authorized representative must be provided the current Notice of Privacy Practices (NPP) no later than the date of the first service delivery, falling on or after the April 14, 2003, Privacy Rule compliance date.
 1. Ask the individual to sign the written acknowledgement form. The signed document shall be filed and maintained in the patient record.
 2. If the individual refuses the offered NPP or declines to sign the acknowledgement form:
 - a. Document the refusal on the acknowledgement of receipt form, and
 - b. File it in the medical record. For example: "Mr. Smith declined to accept NPP" or "Mr. Smith accepted NPP, but refused to sign the acknowledgement form."
 - c. Sign and date the notation.
 3. There is no requirement to provide the current NPP, or attempt to do so, where the first patient encounters involves emergency medical treatment, making the provision of notice and related documentation requirements impractical and/or inappropriate.
 - a. The documentation in the medical record should corroborate that the patient required and received emergency medical treatment. In such cases, the current NPP shall be provided as soon as it is reasonably practicable to do so. This may be when the patient has stabilized, at the next scheduled appointment, via mail if it appears the patient may not return for another appointment, or by any other means reasonable and appropriate under the specific circumstances.
 - b. When provision of the current NPP at the first service is not accomplished due to the emergency exception, written acknowledgement of subsequent provision is required.
 4. Copies of the current NPP shall be maintained and available to give to any patient, legally authorized representative, or other person, so requesting.
 5. The NPP shall be revised any time there are material changes to the uses and disclosures of PHI, patient rights, provider duties, or other privacy practices referenced in the original NPP.

6. Patients receiving the NPP who have questions or desire further information will be directed to the Manager or Privacy Officer, as necessary. Every effort should be made to help interested patients understand the information contained in the NPP.
 7. Policies and Procedures Specific to Electronic Notices of Privacy Practices and/or Electronic Service Delivery:
 - a. The current NPP will be prominently posted on the Web site and made readily available electronically through our Web site.
- B. All facility staff members serve as patient advocates and treat patients with the utmost in privacy and respect at all times.
1. Pre-op phone calls – Patient calls are performed so as not to be overheard by other patients.
 2. Admissions – Consent and financial interviews will be conducted in the admissions.
 3. Pre-op – All pre-op interviews are performed in private cubicles.
 4. Operating Room – Patients are kept covered to the extent allowed by specific operative procedures
 5. PACU – Patients are kept covered and curtains are kept closed to the extent allowed for safe patient care.
 6. Step-down – Patients are cared for in private cubicles.
 7. Special Procedures - All interviews are performed in private cubicles. Patients are cared for in private cubicles.

References:

RCW: 70.02.120

45 CFR Subtitle A, Subchapter C. Section 164.520

Summary of Financial Assistance/Charity Care Policy

Pain Care Physicians ASC is committed to ensuring our patients get the care they need regardless of ability to pay for that care. Providing health care to those who cannot afford to pay is part of our mission and state law requires facilities to provide free and discounted care to eligible patients. You may qualify for free or discounted care based on family size and income, even if you have health insurance.

If you think you may have trouble paying for your health care, please talk with us. When possible, we encourage you to ask for financial help before receiving medical treatment.

What Is Covered? For emergency and other appropriate hospital-based services at **Pain Care Physicians ASC**, we provide financial assistance/charity care to eligible patients on a sliding fee scale basis, with discounts ranging from 25% to 100%. No patient eligible for financial assistance/charity care will be charged more than amounts generally billed to patients who have insurance.

How to Apply: Any patient may apply to receive financial assistance/charity care by submitting an application and providing supporting documentation. If you have questions, need help, or would like to receive an application form or more information, please contact us:

- When you are checking in or checking out of the Ambulatory Surgical Center;
- By telephone: (206) 538-6300
- On our website at: **anesispain.com**
- In person:
 - Business Office: 801 SW 16th St, Ste 121, Renton, WA 98057
 - Service Location: 155 Lilly Rd NE, Suite B, Olympia, WA 98506

If English is Not Your First Language: Translated versions of the application form may be available upon request.

Other Assistance:

Coverage assistance: You may be eligible for other government and community programs. We can help you learn whether these programs (including Medicaid/Apple Health) can help cover your medical bills. We can help you apply for these programs. <https://www.wahealthplanfinder.org/content/faq/learnapplehealth.htm>

Uninsured discounts: We offer a discount for patients who do not have health insurance coverage. Please contact us about our discount program.

Payment plans: Any balance for amounts owed by you is due within 30 days. The balance can be paid in any of the following ways: credit card, payment plan, cash, check, or online bill pay. If you need a payment plan, please call the number on your billing statement.

Emergency Care: Providence St. Peter Hospital has a dedicated emergency department and provides care for emergency medical conditions (as defined by the Emergency Medical Treatment and Labor Act) without discrimination consistent with available capabilities, without regard to whether or not a patient has the ability to pay or is eligible for financial assistance.

Thank you for trusting us with your care.

(Summary)

Sound ASC


155 Lilly Rd NE Suite B

Olympia, WA 98506

Tel: 206-538-6300

www.anesispain.com

Admission Policy

 <p>Medical services provided by Pain Care Physicians, PLLC</p>		TITLE Patient Admission, Assessment, and Discharge Policy		IDENTIFICATION NUMBER Admission Policy	
ORGANIZATION(S) <input checked="" type="checkbox"/> Pain Care Physicians, PLLC. (Anesis Spine & Pain Care)		LEVEL <input type="checkbox"/> System <input type="checkbox"/> Organization <input type="checkbox"/> Division <input checked="" type="checkbox"/> Department		CATEGORY <input checked="" type="checkbox"/> ASC <input type="checkbox"/> Management <input type="checkbox"/> Regulatory	
REVIEW CYCLE x 1 year <input type="checkbox"/> 3 years LAST REVIEW DATE: [06/01/2022]		REPLACES TITLE: Environment of Care Plan EFFECTIVE DATE(S): [07/01/2020]			

Q-0260, 416.52 CMS Condition for Coverage, WAC §246-330-205

PCP will ensure each patient has the appropriate pre-surgical and post-surgical assessments and that all elements of the discharge requirements are completed.

1. Not more than 30 days before the date of the scheduled surgery, each patient must have a comprehensive medical history and physical assessment completed by a qualified practitioner legally authorized to practice in Washington and providing services within their authorized scope of practice. Such practitioner may be the patient's primary care provider rather than a member of PCP medical staff. (Q-0261, 416.52(a)(1) Standard: Admission and Pre-surgical Assessment)
 - a. The patient's medical history must assess the patient's readiness for surgery and is required regardless of the type of surgical procedure. (Q-0261, 416.52(a)(1) Standard: Admission and Pre-surgical Assessment)
 - b. PCP will not require a genitourinary or rectal examination
2. Patients must meet PCP Pre-Operative Guidelines. Final determination of clearance for surgery will be at the sole discretion and responsibility of the operating surgeon. Surgeons must document their reasoning for not following the Pre- Operative Guidelines in a progress note.
 - a. PCP patients must fall within the ASA Anesthesia Classifications I, II, and III. Surgeons that choose to perform procedures on Class IV patients must document their reasoning in a progress note.

Class I	A normal healthy patient	Healthy, non-smoking, no or minimal alcohol use
Class II	A patient with mild systemic disease	Mild diseases only without substantive functional limitations. Examples include (but not limited to): current smoker, social alcohol drinker, pregnancy, obesity (30 < BMI < 40), well-controlled DM/HTN, mild lung disease
Class III	A patient with severe systemic disease	Substantive functional limitations; One or more moderate to severe diseases. Examples include (but not limited to): poorly controlled DM or HTN, COPD, morbid obesity (BMI ≥40), active hepatitis, alcohol dependence or abuse, implanted pacemaker, moderate reduction of ejection fraction, ESRD undergoing regularly scheduled dialysis, premature infant PCA < 60 weeks, history (>3 months) of MI, CVA, TIA, or CAD/stents.
Class IV	A patient with severe systemic disease that is a constant	Examples include (but not limited to): recent (< 3 months) MI, CVA, TIA, or CAD/stents, ongoing cardiac ischemia or severe valve dysfunction, severe reduction of ejection fraction, sepsis, DIC, ARD or ESRD not

	threat to life	undergoing regularly scheduled dialysis
Class V	A moribund patient who is not expected to survive without the operation	Examples include (but not limited to): ruptured abdominal/thoracic aneurysm, massive trauma, intracranial bleed with mass effect, ischemic bowel in the face of significant cardiac pathology or multiple organ/system dysfunction scheduled dialysis, premature infant PCA < 60 weeks, history (>3 months) of MI, CVA, TIA, or CAD/stents.
Class IV	A patient with severe systemic disease that is a constant threat to life	Examples include (but not limited to): recent (< 3 months) MI, CVA, TIA, or CAD/stents, ongoing cardiac ischemia or severe valve dysfunction, severe reduction of ejection fraction, sepsis, DIC, ARD or ESRD not undergoing regularly scheduled dialysis

- b. PCP patients must be able to effectively transfer on own with and without sedation or bring a responsible adult familiar with and able to transfer patient
- c. PCP will make a limited attempt to obtain the primary care physician chart note dated from within the last 12 months of surgery patients for review by the surgical team.
- d. PCP patients assessed with any of the following will be referred to their PCP or condition managing physician for further evaluation and risk control. (If a surgeon decides to forgo the following guidelines and proceed with surgery, they must document their reasoning in the ordering chart note or a progress note):
 - i. Pulse less than 50, more than 100, or irregular without prior history during surgery consultation visit.
 - ii. Blood pressure more than 180 systolic, more than 100 diastolic during surgery consultation visit.
 - iii. Serious cardiac event within the last 6 months, to include but not limited to:
 - 1. Unstable angina as indicated by increased frequency of episodes, increased use of nitroglycerin for relief, or angina at rest
 - 2. Myocardial infarct
 - 3. Stent placement
 - 4. Angioplasty
 - 5. Cardiothoracic Surgery
 - 6. Unstable congestive heart failure as indicated by increased dyspnea on exertion, or dyspnea at rest
 - iv. Stroke within the previous 6 months
 - v. Chemotherapy within the previous 3 months
 - vi. New dialysis patient of less than 1 year
 - vii. Referrals to PCP or managing physician will be documented in the patient's clinical record
 - e. PCP patients must be able to understand and follow instructions
 - f. PCP requires the following labs pre-operatively PRN
 - i. Urine pregnancy testing, or form of refusal, to be offered to female patients of childbearing age who have not had a menstrual cycle in the past 45 days who verbalize unknown pregnancy status, or per physician orders
 - ii. Latex IgE for patients who are suspected to be allergic to latex and are requiring IgE testing per physician order
 - iii. Diabetic patients will have blood sugar tested preoperatively; fasting BS is expected to be less than 350
- 3. The patient's medical history and physical must be placed in the patient's medical record prior to the surgical procedure. (Q-0263, 416.52(a)(3) *Standard: Admission and Pre-surgical Assessment*)
- 4. Upon admission, each PCP patient must have a pre-surgical assessment completed by a physician who will be performing the surgery or other qualified practitioner in accordance with applicable State health and safety laws, standards of practice, and ASC policy to evaluate the risk of the anesthesia and of the procedure for that patient that includes, at a minimum, an updated medical record entry documenting an examination for any changes in the patient's condition since completion of the H&P, including documentation of any allergies to drugs or biologicals. (Q-0061, 416.42(a) *Standard: Anesthetic Risk and Evaluation*)(Q-0262, 416.52(a) *Standard: Admission and Pre-surgical Assessment*) The pre-surgical assessment will include at a minimum:
 - a. Review of H&P
 - b. Review of current medications
 - c. Review of allergies to drugs or biologicals
 - d. Examination (including but limited to: ambulatory status, skin condition, and pain)
- 5. Venous Thromboembolism Prevention – PCP patients are defined as low risk for DVT/PE due to procedures <90 minutes and ambulatory patients. PCP assesses additional risk by identifying patients on Warfarin and performing INR within 24 hours of the procedure and by screening each patient for bleeding tendencies by admitting staff. Patients will fall into one of two categories - Patient is ambulatory and without major risk factors and low risk or patient is at risk for VTE but on therapeutic anticoagulation. In either case PCP patients will not be provided prophylaxis and encouraged to ambulate.

6. Each patient will be assessed prior to discharge (Q-0264, 416.52, *Standard: Post-surgical Assessment*) according to the following criteria:
 - . Return to preoperative baseline level of consciousness
 - a. Stability of vital signs within +/- 20% of admission
 - b. Absence of protracted nausea
 - c. Adequate pain control
 - d. Return of motor sensory control to preoperative baseline
 - e. Saline lock discontinued as applicable
7. PCP will ensure that each patient has a discharge order, signed during the postoperative period by the physician who performed the surgery or procedure. (Q-0266, 416.52(c) *Standard: Discharge*)
8. PCP will ensure that each patient is provided with written discharge instructions, prescriptions as needed and overnight supplies as needed.
9. PCP will ensure all patients are discharged in the company of a responsible adult, except those patients exempted by the attending physician (Q-0267, 416.52© *Standard: Discharge*) according to the following criteria:
 - . Vital signs stable
 - a. Alert and oriented
 - b. Driving vision in either eye or ability to see to safely get home if taking public transportation
10. PCP will ensure that evaluation in the PACU will include the following documentation:
 - a. Patient time of arrival post-surgery
 - b. Assessment of the patient by the anesthesia recovery staff, as well as by a responsible physician
 - c. Transmission of a verbal report on the patient to the PACU team from a member of the anesthesia team who accompanies the patient
 - d. Transfer of information concerning the preoperative condition of the patient, the invasive procedure, related medication, and the anesthesia course
 - e. A member of the anesthesia team remains in the post-anesthesia area until the post-anesthesia care staff member accepts responsibility for the patient

Exhibit 5

Ancillary and Support Services for Pain Care Physicians, PLLC at 155 Lilly Rd NE, Olympia, WA 98506

	Company	Address	Phone Number	Alt Phone	Contact
Air gas (tanks)	AirGas-Medical	3021 Martin Way E, Olympia, WA 98506	(206) 391-6858		Kerry Davidson
Alarm system	ADT	6102 N 9th St, Tacoma, WA 98406	(877) 776-1911 *1	(866) 792-2422 *1	Tech on call
Ambulance service	Olympic Ambulance of Lacey	1205 Ruddell Rd SE, Lacey, WA 98503	(360) 491-3200		Tech on call
Biohazard Waste	Stericycle	1701 Alexander Ave, Tacoma, WA 98421	(847) 943-6364		Chad Schechtman
Biomed	NW Biomedical	4917 Evergreen Way #273, Everett, WA 98203	(360) 333-2745	(425) 355-8754	Ric Merry
Building Cleaners	JVA Commercial Cleaning	4105 Goldcrest Dr. NW, Olympia, WA 98502	(360) 451-8332		Jose or Victoria
Compounding Rx	AIS Pharmacy	623 Highland Colony Pkwy, Ridgeland, MS 39157	(601) 988-1700		Kim Swanson
Drain cleaning	Bee Mechanical	1439 Kaiser Rd SW, Olympia, WA 98512	(360) 239-8826	(360) 866-4041	Kraig Lathrop
Electrician	Tandem Electric	13708 24th St E #B102, Sumner, WA 98390	(253) 395-8806		Tech on call
Fire - Monitoring	Pioneer Fire & Security	8110 Ayer St SE, Olympia, WA 98501	(800) 752-2490	(253) 627-4813	Tech on call
Fire - Panel	Pioneer Fire & Security	8110 Ayer St SE, Olympia, WA 98501	(360) 491-8141		Tech on call
Garbage / Recycling	City of Olympia	1401 Eastside St SE, Olympia, WA 98501	(360) 753-8333 *3		Tech on call
General Contractor	Highmark Contractors	11010 Harbor Hill Dr. NW #B609, Gig Harbor, WA 98332	(253) 655-5504		Mike Nack
Generator	Power Systems West	2004 48th Ave Ct E, Fife, WA 98424	(253) 517-1708	(253) 517-1701	Leticia Jones
HVAC	Universal Refrigeration	4102 B PI NW, Auburn, WA 98001	(253) 939-5501		Tech on call
Ice machine	Food Service Equipment	2629 Reinhardt Ln NE, Ste T, Lacey, WA 98516	(360) 943-6479		Tech on call
Insurance	Propel Insurance	601 Union St Ste 3400, Seattle, WA 98101	(206) 262-4368	(206) 271-1165	Rachel Reese
Internet	Xfinity / Comcast	1701 John F Kennedy Blvd, Philadelphia, PA 19103	(800) 391-3000	(855) 201-9567	Tech on call
Linen	Sterile Surgical - Laundry	2757 29th Ave SW, Tumwater, WA 98512	(360) 352-9431		Greg Gicewicz
Locksmith	Advantage Lock & Key	2524 Pacific Ave SE, Olympia, WA 98501	(360) 754-4516		Jim Copper
Medical Gas Systems	Cornell Plumbing & Heating	3210 S Tacoma Way, Tacoma, WA 98409	(253) 606-6910	(206) 494-3267	Joe Grace
Pest control	Western Exterminators	19620 Russell Rd, Kent, WA 98032	(253) 243-5200	(253) 363-7592	Mark Schmidt
Pharmacy Consulting	Premier Pharma	7259 W Franklin Rd, Boise, ID 83709	(208) 639-0241	(208) 421-1713	Jacob Fuchs
Plumber	Bee Mechanical	1439 Kaiser Rd SW, Olympia, WA 98512	(360) 239-8826	(360) 866-4041	Kraig Lathrop
Power - Electric / Gas	PSE	712 Legion Way SE, Olympia, WA 98501	(888) 225-5773		Tech on call
Radiation/Dosimetry	Stanford Dosimetry	1204 Raymond St, Bellingham, WA 98229	(360) 733-7367		Tech on call
Sterilizer	NW Biomedical	4917 Evergreen Way #273, Everett, WA 98203	(360) 333-2745	(425) 355-8754	Ric Merry
Telephone	Sound Line Communications	PO Box 2309, Kirkland, WA 98083	(855) 437-4663	(425) 250-5555	Tech on call
Water	City of Olympia	1404 Eastside St SE, Olympia, WA 98501	(360) 753-8333 *0	(360) 753-8340	Tech on call

Exhibit 6

National Health Statistics Reports

Number 11 ■ January 28, 2009—Revised September 4, 2009

Ambulatory Surgery in the United States, 2006

by Karen A. Cullen, Ph.D., M.P.H.; Margaret J. Hall, Ph.D.; and Aleksandr Golosinskiy,
Division of Health Care Statistics

Abstract

Objectives—This report presents national estimates of surgical and nonsurgical procedures performed on an ambulatory basis in hospitals and freestanding ambulatory surgery centers in the United States during 2006. Data are presented by types of facilities, age and sex of the patients, and geographic regions. Major categories of procedures and diagnoses are shown by age and sex. Selected estimates are compared between 1996 and 2006.

Methods—The estimates are based on data collected through the 2006 National Survey of Ambulatory Surgery by the Centers for Disease Control and Prevention's National Center for Health Statistics (NCHS). The survey was conducted from 1994–1996 and again in 2006. Diagnoses and procedures presented are coded using the *International Classification of Diseases, Ninth Revision, Clinical Modification* (ICD–9–CM).

Results—In 2006, an estimated 53.3 million surgical and nonsurgical procedures were performed during 34.7 million ambulatory surgery visits. Of the 34.7 million visits, 19.9 million occurred in hospitals and 14.9 million occurred in freestanding ambulatory surgery centers. The rate of visits to freestanding ambulatory surgery centers increased about 300 percent from 1996 to 2006, whereas the rate of visits to hospital-based surgery centers remained largely unchanged during that time period. Females had significantly more ambulatory surgery visits (20.0 million) than males (14.7 million), and a significantly higher rate of visits (132.0 per 1,000 population) compared with males (100.4 per 1,000 population).

Average times for surgical visits were higher for ambulatory surgery visits to hospital-based ambulatory surgery centers than for visits to freestanding ambulatory surgery centers for the amount of time spent in the operating room (61.7 minutes compared with 43.2 minutes), the amount of time spent in surgery (34.2 minutes compared with 25.1 minutes), the amount of time spent in the postoperative recovery room (79.0 minutes compared with 53.1 minutes), and overall time (146.6 minutes compared with 97.7 minutes).

Although the majority of visits had only one or two procedures performed (59.8 percent and 27.7 percent, respectively), 1.0 percent had five or more procedures performed. Frequently performed procedures on ambulatory surgery patients included endoscopy of large intestine (5.7 million), endoscopy of small intestine (3.5 million), extraction of lens (3.1 million), injection of agent into spinal canal (2.0 million), and insertion of prosthetic lens (2.6 million). The leading diagnoses at ambulatory surgery visits included cataract (3.0 million); benign neoplasms (2.0 million), malignant neoplasms (1.2 million), diseases of the esophagus (1.1 million), and diverticula of the intestine (1.1 million).

Keywords: Outpatients • Diagnoses • Procedures • ICD–9–CM • National Survey of Ambulatory Surgery

Introduction

This report presents data from the 2006 National Survey of Ambulatory Surgery (NSAS). The survey, previously conducted annually from 1994 through 1996, was conducted by NCHS to gather and disseminate data about ambulatory surgery in the United States. For NSAS, ambulatory surgery refers to surgical and nonsurgical procedures performed on an ambulatory (outpatient) basis in a hospital or freestanding center's general operating rooms, dedicated ambulatory surgery rooms, and other specialized rooms, such as endoscopy units and cardiac catheterization laboratories. NSAS is the principal source for national data on the characteristics of visits to hospital-based and freestanding ambulatory surgery centers.

Ambulatory surgery has been increasing in the United States since the early 1980s. Two major reasons for the increase are advances in medical technology and changes in payment arrangements. The medical advances include improvements in anesthesia, which enable patients to regain consciousness more quickly with fewer after effects and better analgesics for relief of pain. In addition, minimally invasive and noninvasive procedures have been developed and are being used with increasing frequency. Examples include laser surgery, laparoscopy, and endoscopy. These medical advances have made surgery less complex and risky (1) and have allowed many



U.S. DEPARTMENT OF HEALTH AND HUMAN SERVICES
Centers for Disease Control and Prevention
National Center for Health Statistics



procedures to move from inpatient to ambulatory settings (2–6).

At the same time, concern about rising health care costs led to changes in the Medicare program that encouraged the development of ambulatory surgery. In the early 1980s, the Medicare program was expanded to cover care in ambulatory surgery centers, and a prospective payment system based on diagnosis-related groups was adopted for hospital inpatient care that created strong financial incentives for hospitals to shift less complex surgery to outpatient settings. Many state Medicaid plans and private insurers followed the lead of the Medicare program and adopted similar policies (7).

Additional changes in the health care system, such as the growth of managed care along with consolidation of hospitals, have furthered the growth of ambulatory surgery (3,8). As these changes occurred, many types of surgeries done in hospitals were increasingly performed during ambulatory visits. Both in conjunction with and as a result of these changes, the number of freestanding ambulatory surgery centers (ASCs) grew from 239 in 1983 (9) to over 3,300 nearly two decades later (3,10). The number of procedures being performed in ASCs also increased dramatically—from 380,000 procedures in 1983 to 31.5 million in 1996 (5).

The National Hospital Discharge Survey (NHDS), which has been conducted by NCHS every year since 1965, includes information on surgical and nonsurgical procedures performed in inpatient settings (11–13). Although NHDS remains a good source of data for procedures that can be done only on an inpatient basis, such as open-heart surgery or cesarean delivery, NHDS estimates have become incomplete for procedures that can be performed on an ambulatory basis. NSAS was undertaken to obtain information about ambulatory procedures. For many types of procedures, data from both NHDS and NSAS are now required to obtain national estimates. Reports that present both ambulatory and inpatient procedure data for 1994, 1995, and 1996 have been published (14–16).

NSAS and NHDS are two of the NCHS provider-based surveys that constitute the National Health Care Surveys (NHCS). The NHCS were designed to provide nationally representative data on the use of health care resources of major sectors of the health care delivery system. Information on ambulatory procedures is also collected in two other NHCS surveys. The National Ambulatory Medical Care Survey obtains information on procedures ordered or performed during visits to physicians' offices (17), and the National Hospital Ambulatory Medical Care Survey (NHAMCS) collects data on procedures ordered or performed during visits to hospital outpatient and emergency departments (18).

Methods

Data source

NSAS covers procedures performed in ambulatory surgery centers, both hospital-based and freestanding. The hospital universe includes noninstitutional hospitals exclusive of federal, military, and Department of Veterans Affairs hospitals located in the 50 states and the District of Columbia. Only short-stay hospitals (hospitals with an average length of stay for all patients of fewer than 30 days), or those whose specialty was general (medical or surgical), or children's general were included in the survey. These hospitals must also have had six beds or more staffed for patient use. This universe definition is the same as that used for the NHDS and the NHAMCS. For the 2006 NSAS, the hospital sample frame was constructed from the products of Verispan, L.L.C., specifically its "Healthcare Market Index, Updated June 15, 2005" and its "Hospital Market Profiling Solution, Second Quarter, 2005" (19). These products were formerly known as the SMG Hospital Market Database. In 2006, the sample consisted of 224 hospitals. Of the 224 hospitals, 35 were found to be out-of-scope (ineligible) because they went out of business or otherwise failed to meet the criteria for the NSAS universe. Of the 189 in-scope (eligible)

hospitals, 142 hospitals responded to the survey for a response rate of 75.1%.

The universe of freestanding facilities included ones that were regulated by the states or certified by the Centers for Medicare & Medicaid Services (CMS) for Medicare participation. The sampling frame consisted of facilities listed in the 2005 Verispan Freestanding Outpatient Surgery Center Database (20) and Medicare-certified facilities included in the CMS Provider-of-Services (POS) file (21). Facilities specializing in dentistry, podiatry, abortion, family planning, or birthing were excluded. However, procedures commonly found in these settings were not excluded from in-scope locations. In 1994–1996, pain block locations were also excluded; however, they were included in the 2006 NSAS. In 2006, the sample consisted of 472 freestanding ASCs. Of the 472 freestanding ambulatory surgery centers, 74 were found to be out-of-scope (ineligible) because they failed to meet the criteria for the NSAS universe. Of the 398 in-scope (eligible) freestanding ambulatory surgery centers, 295 responded to the survey for a response rate of 74.1%. The overall response rate was 74.4%.

Sample design

The NSAS sampled facilities were selected using a multistage probability design with facilities having varying selection probabilities. Independent samples of hospitals and freestanding ambulatory surgery centers were drawn. Unlike the 1994–1996 NSAS, which used a three-stage stratified cluster design, with the first stage consisting of geographic primary sampling units or PSUs, the 2006 NSAS used a two-stage list-based sample design. Facilities were stratified by facility type (hospital compared with freestanding), ambulatory surgery status of hospitals (i.e., whether or not the hospital performed such surgery), facility specialty, and geographic region.

The first stage of the design consisted of selection of facilities using systematic random sampling with probabilities proportional to the annual

number of ambulatory surgeries performed. For the stratum of hospitals which, according to the sampling frame data, did not have ambulatory surgery, a national sample of 25 hospitals was selected to permit estimates of surgery in hospitals that either added ambulatory surgery since the frame was selected or differed from the frame.

At the second stage, within sampled facilities, a sample of ambulatory surgery visits was selected using a systematic random sampling procedure. Selection of visits within each facility was performed separately for each location where ambulatory surgery was performed. These locations included main operating rooms; dedicated ambulatory surgery units; cardiac catheterization laboratories; and rooms for laser procedures, endoscopy, and laparoscopy. Locations within hospitals dedicated exclusively to abortion, dentistry, podiatry, or small procedures were not included. The exclusion of these specialty locations, as well as the exclusion of facilities dedicated exclusively to those specialties, was recommended based on the feasibility study for the NSAS that was conducted in 1989–1991. Based on the recommendation of outside experts who were consulted prior to the design of the 2006 NSAS, the 2006 NSAS includes pain block facilities, whereas the 1994–1996 NSAS did not (22). Because NSAS data are collected from a sample of visits, persons with multiple visits during the year may be sampled more than once. NSAS estimates are of the number of visits to or procedures performed in ambulatory surgery facilities, not the number of persons served by these facilities.

Data collection

Sample selection and abstraction of information from medical records were performed at the facilities. Facility staff did the sampling in about 40 percent of facilities that participated in the 2006 survey, and facility staff abstracted the data in about 30 percent of the participating facilities. In the remaining facilities, the work was performed by personnel of the U.S. Census Bureau

acting on behalf of NCHS. Data processing and medical coding were performed by the Constella Group Inc., Durham, North Carolina. Editing and estimation were completed at NCHS.

The abstract form (“[Technical Notes](#)”) contains items relating to the personal characteristics of the patients such as age, sex, race, and ethnicity; and administrative items such as date of procedure, disposition, and expected sources of payment. The medical information includes up to seven diagnoses and six procedures, which were coded according to the *International Classification of Diseases, Ninth Revision, Clinical Modification* (ICD–9–CM) (23).

A quality control program was conducted on the coding and entering of data from abstracts to electronic form. Approximately 10 percent of the abstractions were independently recoded by an NSAS coder at the Constella Group, Inc., with discrepancies resolved by a chief coder. The overall error rate for the 2006 NSAS was 0.3 percent for diagnosis coding and keying, 0.2 percent for procedure coding and keying, and 0.3 percent for demographic coding and keying.

Estimation

Because of the complex multistage design of the NSAS, the survey data must be inflated or weighted in order to produce national estimates. The estimation procedure produces essentially unbiased national estimates, and has three basic components: inflation by reciprocals of the probabilities of sample selection, adjustment for nonresponse, and population weighting ratio adjustments. These three components of the final weight are described in more detail in another report (22).

Standard errors

The standard error (SE) is primarily a measure of sampling variability that occurs by chance because only a sample, rather than the entire universe, is surveyed. Estimates of the sampling variability for this report were calculated

using Taylor approximations in SUDAAN, which takes into account the complex sample design of the NSAS. A description of the software and the approach it uses has been published (24). The SEs of statistics presented in this report are included in each of the tables.

Testing of significance and rounding

In this report, statistical inference is based on the two-sided *t*-test with a critical value of 2.58 (0.01 level of significance). Terms such as “higher” and “less” indicate that differences are statistically significant. Terms such as “similar” or “no difference” mean that no statistically significant difference exists between the estimates being compared. A lack of comment on the difference between any two estimates does not mean that the difference was tested and found not to be significant.

The feasibility of using one weight to calculate estimates and variances was assessed to determine whether the SEs produced from the single-weight variable were for the most part greater than the SEs produced by the variance weights for the same estimates. For certain estimates, the single weights produced variances that underestimated the true variances. This underestimation can lead to Type I errors in which the null hypothesis is incorrectly rejected when using the commonly used significance level of $\alpha=0.05$. As a result, the decision was made that an α of 0.01 should be used to reduce the likelihood of committing a Type I error.

Estimates of counts in the tables have been rounded to the nearest thousand. Therefore, figures within tables do not always add to the totals. Rates and percentages were calculated from unrounded figures and may not precisely agree with rates or percentages calculated from rounded data.

Nonsampling error

As in any survey, results are subject to both sampling and nonsampling errors. Nonsampling errors include

reporting and processing errors as well as biases due to nonresponse and incomplete response. The magnitude of the nonsampling errors cannot be computed. However, these errors were kept to a minimum by procedures built into the operation of the survey. To eliminate ambiguities and to encourage uniform reporting, attention was given to the phrasing of items, terms, and definitions. Quality control procedures and consistency and edit checks reduced errors in data coding and processing. The unweighted response rate for the 2006 NSAS was 74.4%. [Table 1](#) presents weighted characteristics of NSAS respondents and nonrespondents, along with weighted response rates. Responding compared with nonresponding distributions were similar, with the exception of higher cooperation among facilities in a nonmetropolitan statistical area. The effect of this differential response is minimized in the visit estimates in most cases, as NSAS uses a nonresponse adjustment factor that takes annual visit volume, specialty, facility type, and geographic region into account. Item nonresponse rates in NSAS are generally low (5% or fewer). However, levels of nonresponse may vary considerably in the survey.

NSAS does not completely measure ambulatory procedures that are performed in locations such as physicians' offices, for example, injections of therapeutic substances, skin biopsies, and certain plastic surgery procedures. The National Ambulatory Medical Care Survey has data about procedures in physicians' offices (17) and the National Hospital Ambulatory Medical Care Survey provides information about procedures in other hospital outpatient and emergency departments (18). As medical technology continues to advance and changes in payment policy promote it, increasing numbers and types of procedures may move from NSAS facilities to elsewhere.

Because certain freestanding facilities and certain specialized locations within hospitals and freestanding facilities are excluded from the NSAS design, ambulatory

procedures performed in some specialties are not completely measured by the survey. Excluded specialties include dentistry, podiatry, abortion, family planning, and birthing; and locations that perform small procedures, such as removal of skin lesions, were also excluded. However, procedures in these specialties performed in general operating rooms or other in-scope locations are included in the survey.

The determination of whether an ambulatory surgery facility is a hospital or a freestanding center is based on the universe from which the facility was selected. In most cases, it was apparent whether a facility was a hospital or a freestanding ambulatory surgery center, but some facilities were not easily classified. For example, a "freestanding" facility may be owned by a hospital but located some distance away. If such a facility is separately listed in the 2005 Verispan Freestanding Outpatient Surgery Center Database or in the CMS POS file and is selected into the NSAS sample from this universe, it is considered a freestanding facility. Additional definitions of terms used in the NSAS have been published (22).

Use of tables

The statistics presented in this report are based on a sample, and therefore may differ from the figures that would be obtained if a complete census had been taken. Visits are reported by first-listed diagnosis, which is the one specified as the principal diagnosis on the face sheet or discharge summary of the medical record, or if a principal diagnosis was not specified, the first one listed on the face sheet or discharge summary of the medical record. It was usually the main cause of the visit. The number of first-listed diagnoses is the same as the number of visits.

The estimates shown in this report include surgical procedures, such as tonsillectomy; diagnostic procedures, such as ultrasound; and other therapeutic procedures, such as injection or infusion of cancer chemotherapeutic substance. Up to six procedures are coded for each

visit. All-listed procedures include all occurrences of the procedure coded regardless of the order on the medical record.

The diagnoses and procedures appear in separate tables of this report, presented by chapter of the ICD-9-CM. Within these chapters, subcategories of diagnoses or procedures are shown. These specific categories were selected primarily because of their large numbers or because they are of special interest.

According to the 2006 NSAS, an estimated 287,000 ambulatory surgery visits with procedures were admitted to the hospital as inpatients. Of these, 269,000 (93.8 percent) were visits to hospitals and 18,000 (6.2 percent) were visits to freestanding centers. In most instances, the ambulatory procedures for these patients become part of their inpatient records. People admitted as inpatients were included in this report, and procedures for these patients were included in the summaries of outpatient procedures, as described in the first version of this report for 1994 (5). These patients were excluded in the 1995 and 1996 *Advance Data Reports* (4,5) and will be excluded to avoid double counting from the Series 13 report in which data from the 2006 NHDS and 2006 NSAS will be presented together, following the same process as reports published using the 1994–1996 data (14–16).

The chances are about 40 in 100 that an estimate from the sample would differ from a complete census by more than the SE. The chances are 9 in 100 that the difference would be more than twice the SE, and about 4 in 100 that the difference would be more than 2.5 times as large as the SE.

The relative standard error (RSE) of an estimate is obtained by dividing the SE by the estimate itself. The RSE is expressed as a percentage of an estimate and can be multiplied by the estimate to obtain the SE. Because of low reliability, estimates with a RSE of more than 30 percent or those based on a sample of fewer than 30 records are replaced by asterisks (*). The estimates that are based on 30 to 59 patient records are preceded by an asterisk (*) to indicate that they also have low reliability.

The population estimates used in computing rates are for the U.S. civilian population, including institutionalized persons, as of July 1, 2006. Rates are computed using adjustments made after the 2000 census (postcensal estimates) of the civilian population of the United States. The data are from unpublished tabulations provided by the U.S. Census Bureau. Facilities are classified by location into one of the four geographic regions of the United States that correspond to those used by the U.S. Census Bureau.

Results

Patient and facility characteristics

- In 2006, an estimated 53.3 million surgical and nonsurgical procedures were performed during 34.7 million ambulatory surgery visits (Table 2).
- The 34.7 million ambulatory surgery visits accounted for about 61.6 percent of the combined total of ambulatory surgery visits and inpatient discharges with surgical and nonsurgical procedures (56.4 million) (Figure 1).
- An estimated 19.9 million (57.2 percent) of the ambulatory surgery visits occurred in hospitals and 14.9 million (42.8 percent) occurred in freestanding centers (Table 2, Figure 2).
- From 1996 to 2006, the change in the rate of visits to freestanding centers was larger than that for visits to hospital-based ambulatory surgery centers. The rate of visits to freestanding ambulatory surgery centers increased about 300 percent from 1996 to 2006, while the rate in hospital-based centers was flat (Figure 3).
- Females had significantly more ambulatory surgery visits (20.0 million) than males (14.7 million), and a significantly higher rate of visits (132.0 per 1,000 population) compared with males (100.4 per 1,000 population) (Table 2).
- Although the vast majority of ambulatory surgery visits had routine

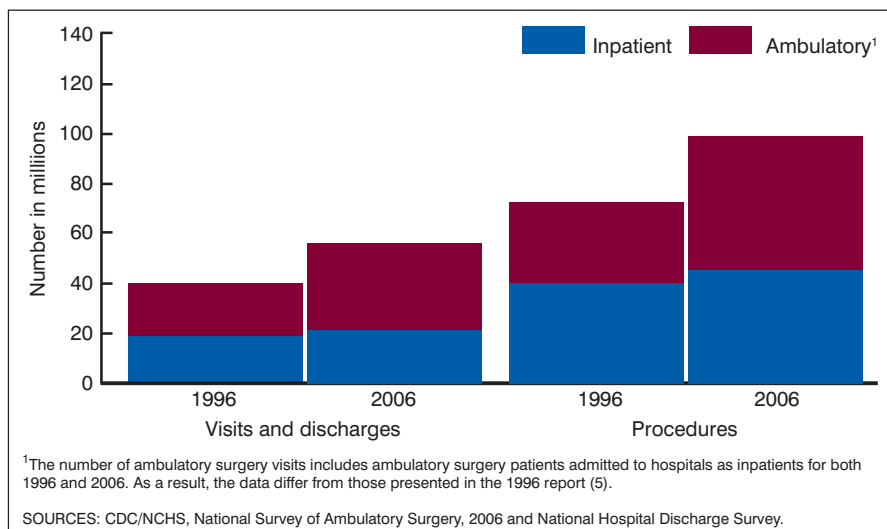


Figure 1. Ambulatory surgery visits and discharges of hospital inpatients with procedures: United States, 1996 and 2006 (revised)

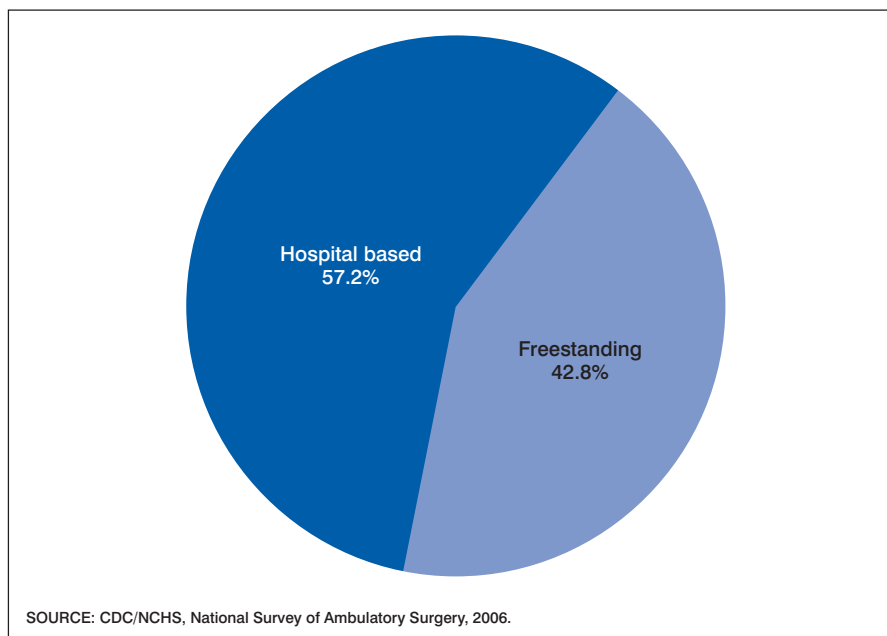


Figure 2. Percent distribution of ambulatory surgery visits by type of facility: United States, 2006

- discharges (93.1 percent), 0.8 percent were admitted as inpatients (Table 3).
- Although general anesthesia alone was provided in 30.7 percent of ambulatory surgery visits, 20.8 percent received anesthesia only intravenously, and 20.8 percent received multiple types of anesthesia (data not shown).

Surgical times for ambulatory surgery visits

- Total time is defined as the length of time from when the patient enters the operating room to the time he or she leaves postoperative care. Operating room time is the length of time the patient is in the operating room. The surgical time is the portion of the

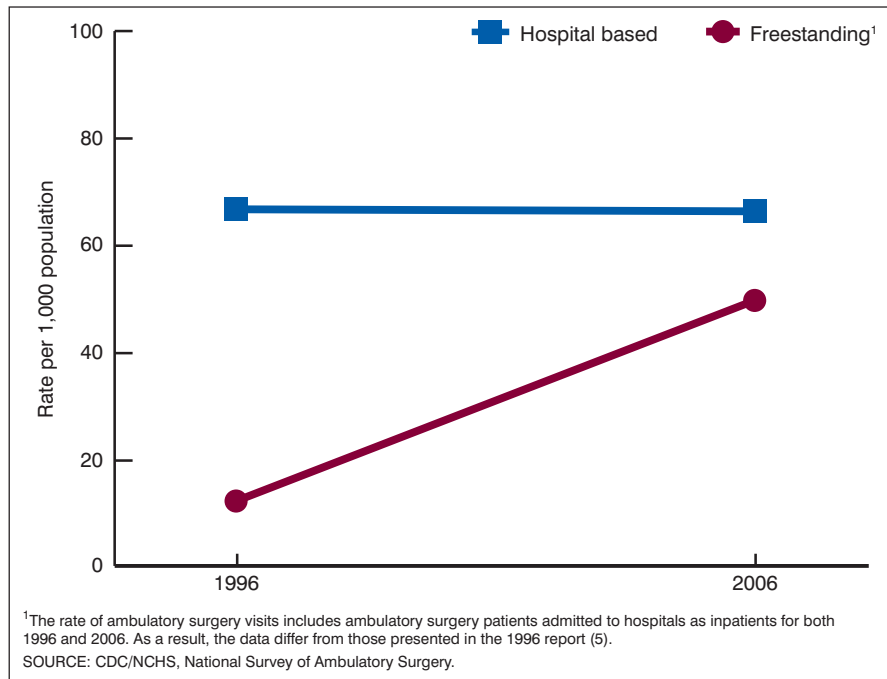


Figure 3. Rates of ambulatory surgery visits by facility type: United States, 1996 and 2006

time spent in the operating room during which the surgical procedure occurs. Typically, the surgical time is the time from when the incision is made until the wound is closed. After the surgical procedure, the patient recovers in the postoperative room before he or she is discharged; the time spent here is considered the post operative room time. Average times for surgical visits were higher for ambulatory surgery visits to hospital-based ambulatory surgery centers than for visits to freestanding ambulatory surgery centers for the amount of time spent in the operating room (61.7 minutes compared with 43.2 minutes), the amount of time spent in surgery (34.2 minutes compared with 25.1 minutes), the amount of time spent in the postoperative recovery room (79.0 minutes compared with 53.1 minutes), and overall time (146.6 minutes compared with 97.7 minutes) (Table 4).

- The average time spent in surgery also varied with the diagnosis. The average surgical time for inguinal hernia diagnoses was more than twice

that for diagnoses of benign neoplasm of the colon (49.4 minutes compared with 21.8 minutes) (Table 5).

Ambulatory procedures

- Females had significantly more ambulatory surgery procedures (30.6 million) than males (22.7 million) and a significantly higher rate of procedures (2,020.2 per 10,000 population) than males (1,548.1 per 10,000 population) (Tables 6,7). This was driven by differences for females between 15 and 64 years of age (Figure 4).
- Although the majority of visits had only one or two procedures performed (59.8 percent and 27.7 percent, respectively), 1.0 percent had five or more procedures performed (Figure 5).
- Frequently performed procedures on ambulatory patients included endoscopy of large intestine (5.7 million), endoscopy of the small intestine (3.5 million), extraction of lens (3.1 million), injection of agent into spinal canal (2.0 million), and insertion of prosthetic lens (2.6 million) (Table 6).

- Females had higher rates per 10,000 population than males for certain ambulatory procedures, such as extraction (125.5 compared with 78.8) and insertion (105.2 compared with 67.4) of lens and endoscopy of the small (134.7 compared with 97.1) and large (217.8 compared with 166.4) intestine (Table 7).
- Ambulatory procedures often performed on children under 15 years included myringotomy with insertion of tube (667,000), tonsillectomy with or without adenoidectomy (530,000), and adenoidectomy without tonsillectomy (132,000) (Table 6).
- Common ambulatory procedures for persons 15–44 years of age were endoscopy of large intestine (779,000); endoscopy of small intestine (770,000); injection of agent into spinal canal (533,000); injection or infusion of therapeutic or prophylactic substance (429,000); and operations on muscle, tendon, fascia, and bursa (403,000) (Table 6).
- Ambulatory surgery procedures commonly performed on persons 45–64 years of age were endoscopy of large intestine (2.9 million), endoscopy of small intestine (1.4 million), injection of agent into spinal canal (835,000), and operations on muscle, tendon, fascia and bursa (755,000) (Table 6).
- For persons 65–74 years of age, endoscopy of large intestine (1.2 million), extraction of lens (1.1 million), insertion of lens (923,000), endoscopy of small intestine (648,000), and endoscopic polypectomy of the large intestine (424,000) were the most frequent ambulatory procedures (Table 6).
- Common ambulatory procedures for those 75 years of age or over were extraction of lens (1.3 million), insertion of lens (1.1 million), endoscopy of large intestine (778,000), endoscopy of small intestine (550,000), and injection of agent into spinal canal (336,000) (Table 6).

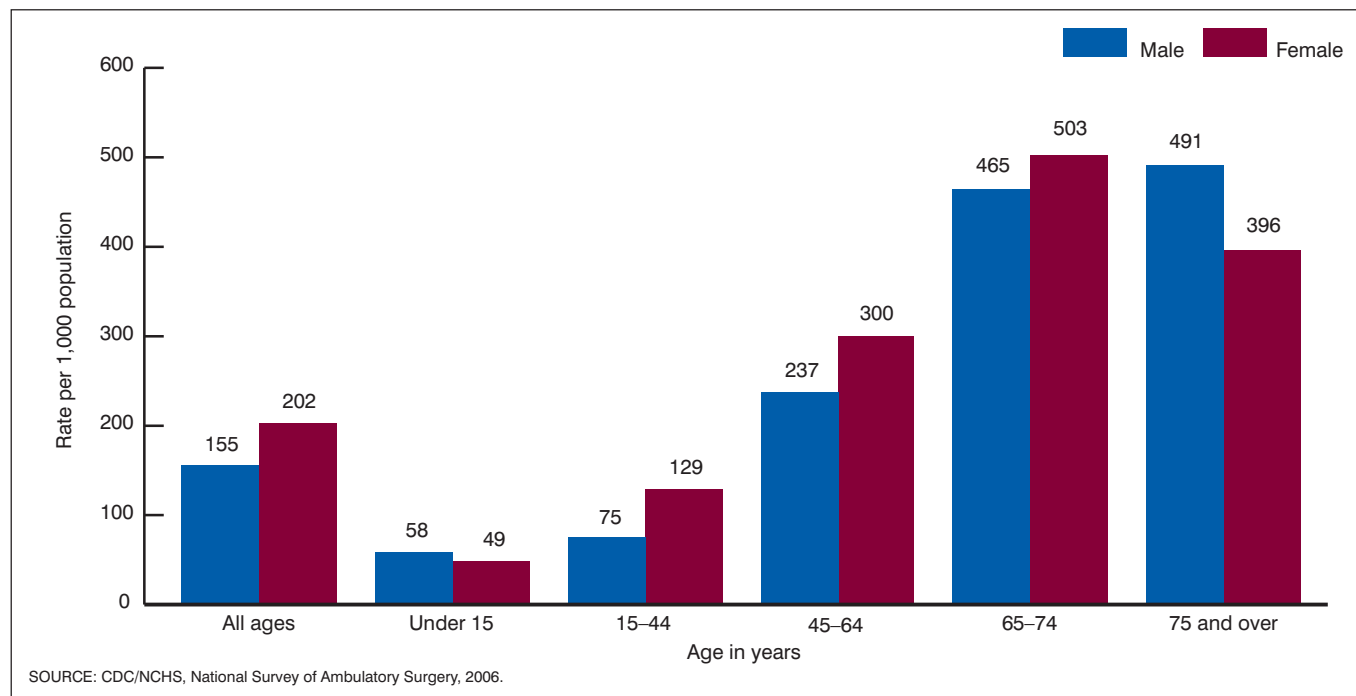


Figure 4. Rate of ambulatory surgery procedures by age and sex: United States, 2006 (revised)

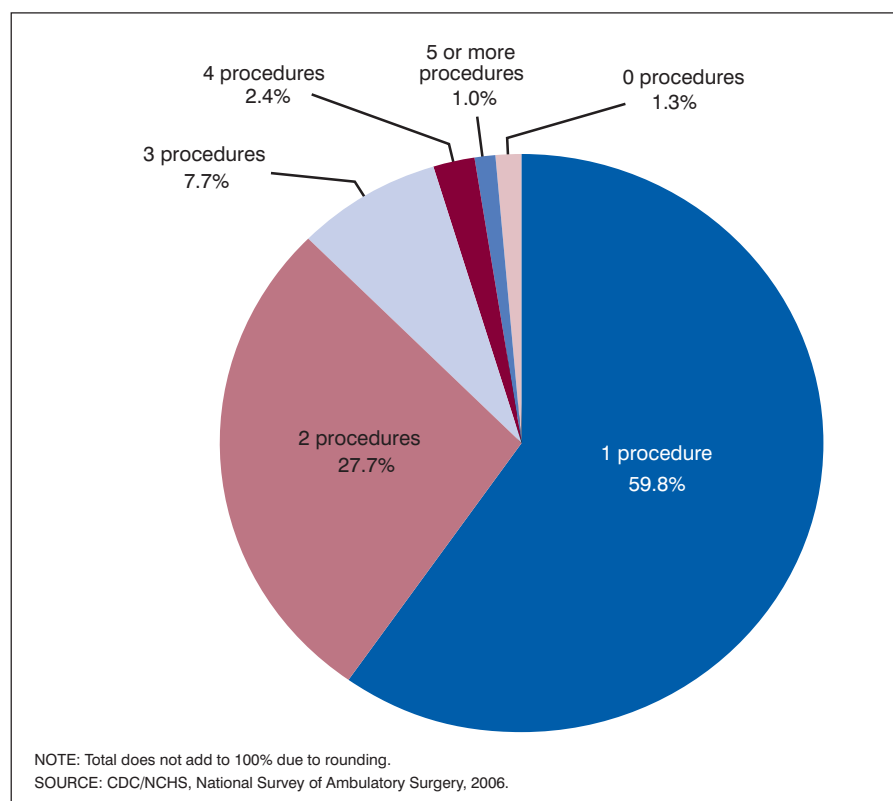


Figure 5. Percent distribution of the number of ambulatory surgery procedures performed per visit: United States, 2006 (revised)

Diagnoses for ambulatory surgery visits

- The leading diagnoses at ambulatory surgery visits included cataract (3.0 million); benign neoplasms (2.0 million), malignant neoplasms (1.2 million), diseases of the esophagus (1.1 million), and diverticula of the intestine (1.1 million) (Table 8).
- Rates of ambulatory surgery visits per 10,000 population varied by gender. For example, the rate of ambulatory surgery visits was higher for females than for males for first-listed diagnoses of cataract (123.5 compared with 77.5) (Table 9).

Discussion

May 2009 revisions of NSAS 2006 data file originally released on October 22, 2008

Identification of a double coding issue with NSAS 2006 data set

The 2006 NSAS public-use data files were released in October 2008. A

researcher contacted NCHS in mid February questioning the fact that the number of myringotomies in the 2006 NSAS was double the number of children under 15 years of age receiving this procedure. In the 1996 NSAS data, there was close to a one-to-one correspondence between these two estimates. The reason for the difference was that in 1996, myringotomy was coded once per record, even if the procedure was performed bilaterally; in 2006, myringotomy was coded twice if performed bilaterally. This inconsistency was unintentional.

Given this inconsistency, the entire 2006 NSAS data set was examined to see if there were other records with multiple identical procedure codes. It was determined that a total of 4,923 records (including myringotomies) of the original 52,233 records in 2006 NSAS had multiple coding (approximately 9%). Double coding was present in only 35 records of 125,000 in the 1996 NSAS.

Coding guidelines followed for the 2006 NSAS data

The 1994–1996 NSAS procedure coding guidelines were based upon *International Classification of Diseases, Ninth Revision, Clinical Modification* (ICD–9–CM) inpatient coding guidelines that were in effect at that time. With the use of these guidelines, multiple coding rarely occurred, even if bilateral or other multiple procedures codes were listed in the record more than one time. Instead of using these ICD–9–CM inpatient coding guidelines, the 2006 NSAS used National Hospital Ambulatory Medical Care Survey (NHAMCS) procedure coding guidelines. Although NHAMCS guidelines were also based on ICD–9–CM codes, they differed in allowing double coding if the following circumstances occurred: if more than one site was specified, if a procedure was bilateral, and if an abstractor recorded a procedure multiple times. In NHAMCS, an editing process removed all double codes that were determined to be inappropriate. However, this step in the editing process was not incorporated

Table A. A comparison of estimates of procedures from Table 2, by selected characteristics: United States, 2006

Characteristic	Original NSAS (Number in thousands)	Revised NSAS (Number in thousands)	Revised/ original (Percent)	Decrease	Percent decrease
Total procedures	57,062	53,329	93.5	3,733	7
Facility type					
Hospital based	32,320	30,761	95.2	1,559	5
Freestanding	24,742	22,568	91.2	2,174	9
Male					
Hospital based	14,051	13,286	94.6	765	5
Freestanding	10,277	9,395	91.4	882	9
Female					
Hospital-based	18,270	17,475	95.6	795	4
Freestanding	14,465	13,173	91.1	1,292	9
Region					
Northeast	8,551	8,018	93.8	533	6
Midwest	13,583	12,575	92.6	1,008	7
South	25,509	24,023	94.2	1,486	6
West	9,420	8,713	92.5	707	8
Male					
Northeast	3,710	3,486	94.0	224	6
Midwest	5,803	5,321	91.7	482	8
South	10,755	10,143	94.3	612	6
West	4,060	3,730	91.9	330	8
Female					
Northeast	4,841	4,532	93.6	309	6
Midwest	7,780	7,254	93.2	526	7
South	14,754	13,879	94.1	875	6
West	5,359	4,983	93.0	376	7
Metropolitan status					
Metropolitan statistical area	48,874	45,691	93.5	3,183	7
Nonmetropolitan statistical area	8,189	7,638	93.3	551	7
Male					
Metropolitan statistical area	20,821	19,399	93.2	1,422	7
Nonmetropolitan statistical area	3,507	3,282	93.6	225	6
Female					
Metropolitan statistical area	28,053	26,292	93.7	1,761	6
Nonmetropolitan statistical area	4,682	4,356	93.0	326	7

NOTES: Table A is a comparison of the January 28, 2009, *National Health Statistics Report*, Number 11, procedure estimates (taken from Table 2) to the revised estimates in this September 4, 2009, revision. NSAS is the National Survey of Ambulatory Surgery.

into the 2006 NSAS data production, thereby creating the double coding issue.

Revising the NSAS Data Set and How It Affected the Data

To maintain comparability with the 1994–1996 NSAS data, since multiple codes were not included in the 1996 NSAS, all multiple procedure codes were removed from the 2006 NSAS data. As a result, the estimate for the total number of 2006 NSAS procedures fell from 57,062,000 to 53,329,000, a

6.5% decrease. Categories were differentially affected. [Tables A and B](#) show the 2006 NSAS original and the 2006 NSAS revised estimates for some of the major procedure categories included in this and the January 28, 2009, NSAS *National Health Statistics Report*. The tables also include ratios of the revised estimates to the original estimates to show relative changes. As expected, the revised estimates decreased most for bilateral and other multiple site procedures.

Table B. A comparison of estimates of procedures from Table 6, by selected characteristics: United States, 2006

Characteristic	Original NSAS (Number in thousands)	Revised NSAS (Number in thousands)	Revised/ original (Percent)	Decrease	Percent decrease
Total procedures	57,062	53,329	93.5	3,733	7
Age					
Under 15 years	4,034	3,266	81.0	768	19
15–44 years	13,691	12,780	93.3	911	7
45–64 years	21,369	20,167	94.4	1,202	6
65–74 years	9,622	9,182	95.4	440	5
75 years and over	8,345	7,934	95.1	411	5
Sex					
Male	24,328	22,681	93.2	1,647	7
Female	32,734	30,648	93.6	2,086	6
Procedure category					
Nervous system	4,106	3,198	77.9	908	22
Eye	7,296	7,085	97.1	211	3
Ear	1,723	1,114	64.7	609	35
Nose, mouth, and pharynx	3,179	2,864	90.1	315	10
Respiratory system	448	445	99.3	3	1
Cardiovascular system	1,395	1,376	98.6	19	1
Digestive system	14,677	14,414	98.2	263	2
Urinary system	1,799	1,776	98.7	23	1
Male genital organs	655	631	96.3	24	4
Female genital organs	2,503	2,497	99.8	6	0.2
Musculoskeletal system	8,439	7,944	94.1	495	6
Integumentary system	4,108	3,581	87.2	527	13
Misc diagnostic/therapeutic and new technologies	6,387	6,060	94.9	327	5
Other (includes endocrine system, hemic and lymphatic system, and obstetrical procedures	346	344	99.4	2	1

NOTES: Table B is a comparison of the January 28, 2009, *National Health Statistics Reports*, Number 11, procedure estimates (taken from Table 6) to the revised estimates in this September 4, 2009, revision. NSAS is the National Survey of Ambulatory Surgery.

The procedure estimates for the following chapters were most affected by the deletion of multiple codes:

- Operations on the nervous system decreased 22% largely due to multiple coding of injection of agent into spinal canal.
- Operations on the ear decreased 35% largely due to double coding of myringotomy with insertion of tube.
- Operations on the nose, mouth, and pharynx decreased 10%.
- Operations on the integumentary system decreased 13% largely due to multiple coding of excision or destruction of lesion or tissue of skin and subcutaneous tissue.

Since myringotomies are a common procedure for children, estimates for both myringotomies and for overall

procedures for children decreased a great deal after double coding was eliminated. The children's estimate decreased by 19% and the myringotomy estimate decreased by 44%.

Steps taken to improve coding in the future

A coding manual for the 2009 Ambulatory Surgical Center (ASC) data (now being gathered through NHAMCS) that clarifies the multiple coding issue is being prepared for coding of NHAMCS data. The differences between CPT and ICD-9-CM coding principles are discussed in the new manual along with what to do if the record contains only CPT codes. For the 2009 coding of ASC data, a crosswalk has been developed to generate ICD-9-CM codes from CPT codes. Instructions detailing how to

handle duplicate codes are also included.

When the 2009 NHAMCS data are processed, NCHS will examine all double coding and remove any codes that are found to be inappropriate.

Your suggestions are welcomed on how to handle multiple codes in future ASC data. Please send any suggestions to Nancy Sonnenfeld at nsonnenfeld@cdc.gov.

Steps data users should take upon receiving the revised data

All data analyses based on the original NSAS data set should not be used. Instead, the analyses should be rerun using the revised data set. Similarly, any estimates or standard errors taken from the original NSAS *National Health Statistics Reports* (January 28, 2009) should not be used. Instead, these numbers should be obtained from this revised (September 4, 2009) report. Changes in this report are not limited to procedure estimates and standard errors affected by the method of handling multiple codes. Printing errors were also discovered, which affected some of the standard errors for visits and for procedures. These errors have been corrected in this revised report.

What has changed in the revised NSAS data set

As was indicated previously in the discussion of the data set revision, the estimates of some procedures (PROC1-PROC6), particularly those that were coded multiple times, have changed. They are lower because duplicates have been deleted. The values for other variables that were derived from the procedure data had to be derived again from the newer data set. The variables affected were NUMPROC (number of procedures per visit), SGFLAG1-SGFLAG6 (flags indicating if the procedures were surgical or nonsurgical), and PD1CLASS-PD6CLASS (the Agency for Health Care Research and Quality's Procedure Class Tool variables). Because of the changes in certain estimates, standard errors for these estimates may also have changed.

References

1. Warner MA, Shields SE, Chute CG. Major morbidity and mortality within 1 month of ambulatory surgery and anesthesia. *JAMA* 270(12):1437–41. 1993.
2. Lumsdon K, Anderson HJ, Burke M. New surgical technologies reshape hospital strategies. *Hospitals* 40–2 66(9):30–6. 1992.
3. Winter A. Comparing the mix of patients in various outpatient surgery settings. *Health Affairs* 22(6):68–75. 2003.
4. Hall MJ, Lawrence L. Ambulatory surgery in the United States, 1995. Advance data from vital and health statistics; no 296. Hyattsville, MD: National Center for Health Statistics. 1997.
5. Hall MJ, Lawrence L. Ambulatory surgery in the United States, 1996. Advance data from vital and health statistics; no 300. Hyattsville, MD: National Center for Health Statistics. 1998.
6. Kozak LJ, Hall MJ, Pokras R, Lawrence L. Ambulatory surgery in the United States, 1994. Advance data from vital and health statistics; no 283. Hyattsville, MD: National Center for Health Statistics. 1997.
7. Leader S, Moon M. Medicare trends in ambulatory surgery. *Health Affairs* 8(1):158–70. 1989.
8. Cuellar AE, Gertler PJ. Trends in hospital consolidation: The formation of local systems. *Health Affairs* 22(6):77–87. 2003.
9. Durant G. Ambulatory surgery centers: Surviving, thriving into the 1990s. *J Medical Group Management* 36(2):16–8, 20. 1989.
10. Casalino LP, Devers KJ, Brewster LR. Focused factories? Physician-owned specialty facilities. *Health Affairs* 22(6):56–67. 2003.
11. Pokras R, Kozak LJ, McCarthy E, Graves EJ. Trends in hospital utilization, 1965–86. *Am J Pub Health* 80(4):488–90. 1990.
12. Gillum BS, Graves EJ, Kozak LJ. Trends in hospital utilization: United States, 1988–1992. National Center for Health Statistics. *Vital Health Stat* 13(124). 1996.
13. DeFrances CJ, Lucas CA, Buie VC, Golosinskiy A. 2006 National Hospital Discharge Survey. National health statistics reports; no 5. Hyattsville, MD: National Center for Health Statistics. 2008. Available from: www.cdc.gov/nchs/data/nhsr/nhsr005.pdf.
14. Pokras R, Kozak LJ, McCarthy EH. Ambulatory and inpatient procedures in the United States, 1994. National Center for Health Statistics. *Vital Health Stat* 13(132). 1997.
15. Kozak LJ, Owings MF. Ambulatory and inpatient procedures in the United States, 1995. National Center for Health Statistics. *Vital and Health Stat* 13(135). 1998.
16. Owings MF, Kozak LJ. Ambulatory and inpatient procedures in the United States, 1996. National Center for Health Statistics. *Vital and Health Stat* 13(139). 1998.
17. Cherry DK, Hing E, Woodwell DA, Rechtsteiner EA. National Ambulatory Medical Care Survey: 2006 summary. National health statistics reports; no 3. Hyattsville, MD: National Center for Health Statistics. 2008. Available from: www.cdc.gov/nchs/data/nhsr/nhsr003.pdf.
18. Schappert SM, Rechtsteiner EA. Ambulatory medical care utilization estimates for 2006. National health statistics reports; no 8. Hyattsville, MD: National Center for Health Statistics. 2008. Available from: www.cdc.gov/nchs/data/nhsr/nhsr008.pdf.
19. Verispan LLC. Healthcare Market Index, Updated May 15, 2005. Hospital Market Profiling Solution, Second Quarter, 2005.
20. Verispan LLC. Freestanding Outpatient Surgery Centers Database. Chicago: Healthcare Information Specialists. 2005.
21. Centers for Medicare and Medicaid Services. Provider of Services File. Baltimore, MD. 2005.
22. McLemore T, Lawrence L. Plan and Operation of the National Survey of Ambulatory Surgery. National Center for Health Statistics. *Vital and Health Stat* 1(37). 1997.
23. U.S. Department of Health and Human Services. National Center for Health Statistics, Centers for Medicare and Medicaid Services. International Classification of Diseases, Ninth Revision, Clinical Modification. Washington: Public Health Service. 2004.
24. Research Triangle Institute. SUDAAN User's Manual, Release 9.0.1. Research Triangle Park, NC: Research Triangle Institute. 2005.

Table 1. Characteristics of the 2006 National Survey of Ambulatory Surgery facility respondents and nonrespondents: United States

Facility characteristic	Number of sampled in-scope facilities	Total percent distribution (weighted)	Responding facility percent distribution (weighted)	Nonresponding facility percent distribution (weighted)	Weighted response rate	Standard error
All facilities.	587	100.0	100.0	100.0	83.7	2.6
Facility type						
Hospital based	189	49.9	51.2	43.1	85.9	3.8
Freestanding	398	50.1	48.8	56.9	81.5	3.3
Geographic region						
Northeast	90	11.7	12.5	8.2	88.7	4.5
Midwest	126	24.1	23.7	25.9	82.5	6.8
South	222	40.4	41.8	33.2	86.6	3.6
West	149	23.7	22.0	32.8	77.5	5.2
Metropolitan status ¹						
Metropolitan statistical area	521	73.1	70.1	88.6	80.3	2.9
Nonmetropolitan statistical area	66	26.9	29.9	11.4	93.1	3.7
Growth area ²						
Below 7.8% growth	209	43.3	46.1	29.3	89.0	3.5
Above 7.8% growth	378	56.7	53.9	70.7	80.0	3.4
Poverty status of area ²						
Below 13.1% in poverty	337	51.9	52.1	51.3	83.9	3.1
Above 13.1% in poverty	250	48.1	47.9	48.7	83.5	4.2
Primary care shortage area ²						
Nonshortage area	99	22.5	24.3	13.7	90.1	5.0
Shortage area	488	77.5	75.7	86.3	81.8	3.1

¹Distribution between respondents and nonrespondents is significantly different ($p < 0.05$).

²Based on the Area Resource File value for the county in which the facility is located. Growth is based on the population difference between 2006 and 1996. Poverty is based on the percentage of population below the poverty level. Shortage area includes full or partial shortage area for primary care physicians.

SOURCE: CDC/NCHS, National Survey of Ambulatory Surgery.

Table 2. Number, percent distribution, and rate of ambulatory surgery visits and all-listed procedures, by facility characteristics and sex: United States, 2006

Characteristic	Both sexes		Male		Female	
	Estimate	Standard error	Estimate	Standard error	Estimate	Standard error
Number in thousands						
Total visits	34,738	1,829	14,707	781	20,032	1,072
Facility type						
Hospital based	19,869	880	8,491	395	11,379	518
Freestanding	14,869	1,603	6,216	674	8,653	939
Region						
Northeast	5,298	645	2,248	273	3,051	385
Midwest	8,047	610	3,378	272	4,669	355
South	15,931	1,540	6,749	656	9,182	897
West	5,462	427	2,331	179	3,130	266
Metropolitan status						
Metropolitan statistical area	29,715	1,943	12,566	825	17,149	1,138
Nonmetropolitan statistical area	5,024	937	2,140	407	2,883	537
Percent distribution						
Total visits	100.0	...	100.0	...	100.0	...
Facility type						
Hospital based	57.2	2.9	57.7	2.9	56.8	2.9
Freestanding	42.8	2.9	42.3	2.9	43.2	2.9
Region						
Northeast	15.3	1.7	15.3	1.7	15.2	1.8
Midwest	23.2	1.8	23.0	1.8	23.3	1.8
South	45.9	2.7	45.9	2.8	45.8	2.8
West	15.7	1.3	15.9	1.3	15.6	1.4
Metropolitan status						
Metropolitan statistical area	85.5	2.7	85.4	2.8	85.6	2.7
Nonmetropolitan statistical area	14.5	2.7	14.6	2.8	14.4	2.7
Rate per 1,000 population ¹						
Total visits	116.5	6.1	100.4	5.3	132.0	7.1
Facility type						
Hospital based	66.6	3.0	58.0	2.7	75.0	3.4
Freestanding	49.9	5.4	42.4	4.6	57.0	6.2
Region						
Northeast	96.9	11.8	84.6	10.3	108.5	13.7
Midwest	121.7	9.2	103.8	8.3	139.0	10.6
South	147.0	14.2	127.3	12.4	165.7	16.2
West	79.2	6.2	67.8	5.2	90.5	7.7
Metropolitan status						
Metropolitan statistical area	119.3	7.8	102.7	6.7	135.5	9.0
Nonmetropolitan statistical area	99.6	18.6	85.3	16.2	113.8	21.2

See footnotes at end of table.

Table 2. Number, percent distribution, and rate of ambulatory surgery visits and all-listed procedures, by facility characteristics and sex: United States, 2006—Con.

Characteristic	Both sexes		Male		Female	
	Estimate	Standard error	Estimate	Standard error	Estimate	Standard error
Number in thousands						
Total procedures	53,329	2,654	22,681	1,138	30,648	1,575
Facility type						
Hospital based	30,761	1,276	13,286	593	17,475	751
Freestanding	22,568	2,328	9,395	971	13,173	1,385
Region						
Northeast	8,018	898	3,486	392	4,532	530
Midwest	12,575	904	5,321	412	7,254	532
South	24,023	2,224	10,143	939	13,879	1,316
West	8,713	690	3,730	299	4,983	430
Metropolitan status						
Metropolitan statistical area	45,691	2,853	19,399	1,213	26,292	1,686
Nonmetropolitan statistical area	7,638	1,387	3,282	613	4,356	791
Percent distribution						
Total procedures	100.0	...	100.0	...	100.0	...
Facility type						
Hospital based	57.7	2.7	58.6	2.7	57.0	2.8
Freestanding	42.3	2.7	41.4	2.7	43.0	2.8
Region						
Northeast	15.0	1.6	15.4	1.6	14.8	1.6
Midwest	23.6	1.7	23.5	1.8	23.7	1.8
South	45.0	2.6	44.7	2.6	45.3	2.7
West	16.3	1.3	16.4	1.4	16.3	1.4
Metropolitan status						
Metropolitan statistical area	85.7	2.6	85.5	2.7	85.8	2.6
Nonmetropolitan statistical area	14.3	2.6	14.5	2.7	14.2	2.6
Rate per 1,000 population ¹						
Total procedures	178.8	8.9	154.8	7.8	202.0	10.4
Facility type						
Hospital based	101.3	4.3	89.4	4.0	112.7	4.9
Freestanding	77.5	7.8	65.4	6.6	89.3	9.1
Region						
Northeast	146.6	16.4	131.3	14.7	161.1	18.8
Midwest	190.2	13.7	163.5	12.7	215.9	15.8
South	221.6	20.5	191.3	17.7	250.5	23.8
West	126.3	10.0	108.4	8.7	144.0	12.4
Metropolitan status						
Metropolitan statistical area	183.5	11.5	158.5	9.9	207.7	13.3
Nonmetropolitan statistical area	151.5	27.5	130.8	24.4	172.0	31.2

... Category not applicable.

¹Rates were calculated using U.S. Census Bureau 2000-based postcensal estimates of the civilian population as of July 1, 2006.

SOURCE: CDC/NCHS, National Survey of Ambulatory Surgery.

Table 3. Number of ambulatory surgery visits by disposition and principal expected source of payment: United States, 2006

Characteristic	Estimate	Standard error	Percent distribution	Standard error
Number in thousands				
All visits	34,738	1,829	100	...
Disposition of patient				
Routine ¹	32,356	1,792	93.1	0.9
Observation status	401	66	1.2	0.2
Inpatient admission	287	43	0.8	0.1
Surgery cancelled	79	19	0.2	0.1
Not stated	944	174	2.7	0.5
Other	*	*	*	*
Principal expected source of payment				
Private insurance	18,070	1,045	53.0	1.2
Medicare	10,996	660	32.2	0.9
Medicaid	2,204	189	6.5	0.5
Workers compensation	627	101	1.8	0.3
Other government insurance	309	63	0.9	0.2
Self pay	1,131	185	3.3	0.5
Other	783	170	2.3	0.5

... Category not applicable.

* Figure does not meet standards of reliability or precision.

¹Patients with routine disposition were those who were discharged to their normal place of residence, i.e., home, nursing home, or prison.

SOURCE: CDC/NCHS, National Survey of Ambulatory Surgery.

Table 4. Distribution of times for surgical visits by ambulatory surgery facility type: United States, 2006

Calculated time in minutes	Mean	Standard error	25th percentile	Median	75th percentile
Total					
Total ¹	124.5	3.6	65	100	153
Operating room ²	53.7	1.4	25	40	65
Surgical ³	30.3	0.8	11	20	36
Postoperative room ⁴	66.9	2.0	32	51	81
Hospital based					
Total ¹	146.6	5.3	84	120	177
Operating room ²	61.7	1.6	33	50	75
Surgical ³	34.2	0.9	13	24	43
Postoperative room ⁴	79.0	3.2	25	39	60
Freestanding					
Total ¹	97.7	3.8	53	76	120
Operating room ²	43.2	2.0	20	30	50
Surgical ³	25.1	1.4	9	15	27
Postoperative room ⁴	53.1	2.3	29	43	66

¹Total time was calculated by subtracting the time when the patient entered the operating room from the time the patient left postoperative care.²Operating room time was calculated by subtracting the time when the patient entered the operating room from the time the patient left the operating room.³Surgical time was calculated by subtracting the time the surgery began from the time the surgery ended. Surgical time typically extends from when the first incision is made until the wound is closed.⁴Postoperative room time was calculated by subtracting the time when the patient entered postoperative care from the time the patient left postoperative care.

SOURCE: CDC/NCHS, National Survey of Ambulatory Surgery.

Table 5. Average surgical duration by selected diagnoses and ambulatory surgery facility type: United States, 2006

Selected diagnoses and ICD–9–CM codes	Average total time (in minutes) ¹	Standard error	Average surgical time (in minutes) ²	Standard error
Total				
Cataract366	70.2	2.7	18.1	0.7
Benign neoplasm of the colon211.3	90.3	4.1	21.8	0.7
Diverticula of the intestine562	79.5	4.2	16.9	0.7
Intervertebral disc disorders722	82.9	7.2	21.1	3.0
Hemorrhoids455	86.7	4.0	18.2	0.9
Gastritis and duodenitis535	91.0	6.5	14.2	1.3
Chronic diseases of tonsils and adenoids474	155.2	7.9	22.5	1.0
Otitis media and Eustachian tube disorders381–382	65.7	5.1	12.3	1.0
Carpal tunnel syndrome354.0	96.0	3.6	18.2	0.9
Inguinal hernia550	169.0	6.4	49.4	1.6
Hospital based				
Cataract366	88.4	3.7	22.7	1.5
Benign neoplasm of the colon211.3	111.5	7.5	24.6	1.4
Diverticula of the intestine562	102.7	5.0	19.0	1.7
Intervertebral disc disorders722	107.4	14.8	29.9	5.4
Hemorrhoids455	112.0	6.6	20.7	1.3
Gastritis and duodenitis535	111.4	7.8	17.9	1.7
Chronic diseases of tonsils and adenoids474	161.6	11.0	23.4	1.5
Otitis media and Eustachian tube disorders381–382	75.0	4.9	13.5	1.4
Carpal tunnel syndrome354.0	111.2	5.6	19.1	1.1
Inguinal hernia550	177.2	7.2	52.0	1.8
Freestanding				
Cataract366	57.3	2.4	14.9	0.5
Benign neoplasm of the colon211.3	77.9	3.0	20.0	0.7
Diverticula of the intestine562	68.3	4.0	15.9	0.7
Intervertebral disc disorders722	61.4	5.3	12.8	2.2
Hemorrhoids455	75.1	4.0	16.9	1.3
Gastritis and duodenitis535	68.9	6.6	10.0	1.0
Chronic diseases of tonsils and adenoids474	148.9	10.2	20.6	0.9
Otitis media and Eustachian tube disorders381–382	56.8	5.8	10.2	0.6
Carpal tunnel syndrome354.0	83.8	3.2	17.1	1.3
Inguinal hernia550	145.8	7.7	40.1	2.3

¹Total time was calculated by subtracting the time when the patient entered the operating room from the time the patient left postoperative care.

²Surgical time was calculated by subtracting the time the surgery began from the time the surgery ended. Surgical time typically extends from when the first incision is made until the wound is closed.

NOTE: Procedure categories and code numbers are based on the *International Classification of Diseases, Ninth Revision, Clinical Modification* (ICD–9–CM).

SOURCE: CDC/NCHS, National Survey of Ambulatory Surgery.

Table 6. Number of ambulatory surgery procedures, by procedure category, sex, and age: United States, 2006

Procedure category and ICD-9-CM code	Sex		Age					
	Total	Male	Female	Under 15 years	15-44 years	45-64 years	65-74 years	75 years and over
All procedures	53,329	22,681	30,648	3,266	12,780	20,167	9,182	7,934
Operations on the nervous system.	3,198	1,272	1,926	*	888	1,385	427	484
Injection of agent into spinal canal	1,991	844	1,147	*	533	835	286	336
Release of carpal tunnel.	577	179	398	*	143	279	73	81
Operations on the eye	7,085	2,803	4,283	103	266	1,651	2,289	2,775
Operations on eyelids	386	137	249	*29	39	156	75	87
Extraction of lens.	3,058	1,154	1,904	*	38	610	1,070	1,335
Insertion of prosthetic lens (pseudophakos)	2,582	987	1,595	*	33	524	923	1,098
Operations on the ear	1,114	568	545	858	118	59	*38	41
Myringotomy with insertion of tube.	715	382	333	667	*32	*	*	*
Operations on the nose, mouth, and pharynx	2,864	1,441	1,423	1,050	937	617	162	97
Incision, excision, and destruction of nose	293	142	151	*	144	77	*34	*18
Turbinectomy	196	100	96	*	110	54	*	*
Repair and plastic operations on the nose	308	160	147	*	153	100	*27	*
Operations on nasal sinuses	606	328	278	*	222	276	*	*
Tonsillectomy with or without adenoidectomy.	737	314	423	530	186	*	*	—
Adenoidectomy without tonsillectomy	140	83	57	132	*	*	—	—
Operations on the respiratory system	445	225	220	*34	70	176	88	*77
Bronchoscopy with or without biopsy	173	71	102	*	*	*67	*43	*
Operations on the cardiovascular system	1,376	712	664	*	165	605	284	312
Cardiac catheterization.	492	280	212	*	*41	238	123	88
Operations on the digestive system	14,414	6,500	7,914	*	2,824	6,448	2,925	1,956
Dilation of esophagus.	341	140	201	*	*37	152	83	66
Endoscopy of small intestine with or without biopsy	3,467	1,423	2,044	*	770	1,390	648	550
Endoscopy of large intestine with or without biopsy	5,741	2,438	3,304	*	779	2,921	1,233	778
Endoscopic polypectomy of large intestine.	1,399	788	611	*	69	701	424	207
Laparoscopic cholecystectomy	503	87	416	*	229	193	*	*
Hernia repair.	920	724	196	73	298	331	133	84
Repair of inguinal hernia.	526	482	*45	39	139	186	88	74
Operations on the urinary system	1,776	932	844	*	375	624	369	356
Cystoscopy with or without biopsy.	751	406	345	*	147	271	157	169
Operations on the male genital organs	631	631	...	166	146	143	109	67
Operations on the female genital organs	2,497	...	2,497	*	1,633	689	109	*60
Hysterectomy	313	...	313	—	159	121	*	*
Dilation and curettage of uterus.	611	...	611	—	334	227	*29	*
Operations on the musculoskeletal system	7,944	3,856	4,088	295	2,602	3,696	871	479
Partial excision of bone	449	231	218	*	121	228	57	*31
Reduction of fracture	495	310	185	102	213	115	*35	*29
Injection of therapeutic substance into joint or ligament	218	87	131	*	45	112	32	*26
Removal of implanted devices from bone	212	108	104	27	85	58	*	*
Excision and repair of bunion and other toe deformities	461	68	394	*	115	226	83	*30
Arthroscopy of knee.	956	502	455	*	358	448	103	*32
Excision of semilunar cartilage of knee.	690	384	307	*	204	352	90	*42
Replacement or other repair of knee.	463	260	203	*	216	190	*35	*
Operations on muscle, tendon, fascia, and bursa	1,465	642	823	55	403	755	165	88

See footnotes at end of table.

Table 6. Number of ambulatory surgery procedures, by procedure category, sex, and age: United States, 2006—Con.

Procedure category and ICD-9-CM code	Sex		Age					
	Total	Male	Female	Under 15 years	15-44 years	45-64 years	65-74 years	75 years and over
					Number in thousands			
Operations on the integumentary system.	3,581	1,045	2,535	166	1,223	1,415	435	341
Biopsy of breast.	261	*	250	*	79	130	*28	*
Local excision of lesion of breast (lumpectomy).	329	*	317	*	110	133	*52	*
Excision or destruction of lesion or tissue of skin and subcutaneous tissue.	1,092	542	550	100	332	395	139	127
Miscellaneous diagnostic and therapeutic procedures and new technologies ¹	6,060	2,617	3,442	242	1,456	2,517	999	846
Arteriography and angiocardiology using contrast material.	1,054	561	492	—	*74	471	297	213
Diagnostic ultrasound.	322	159	162	*	53	147	70	50
Injection or infusion of therapeutic or prophylactic substance.	1,462	529	933	35	429	599	202	196
Operations on the endocrine system, operations on the hemic and lymphatic system, and obstetrical procedures.	344	78	266	*	77	140	*78	*41

* Figure does not meet standards of reliability or precision.

. . . Category not applicable.

— Quantity zero.

¹Chapter 00 codes included in this category: 00.01–00.03, 00.09, 00.10–00.18, 00.21–00.25, 00.28–00.29, 00.31–00.35, 00.39, 00.40–00.43, 00.45–00.48, 00.52, 00.74–00.76, and 00.91–00.93.NOTES: Procedure categories and code numbers are based on the *International Classification of Diseases, Ninth Revision, Clinical Modification* (ICD-9-CM). The standard error (SE) of an estimate can be obtained by multiplying the estimate by the corresponding relative standard error (RSE). The RSE can be obtained by dividing the SE of the rate by the rate in Table 7.

SOURCE: CDC/NCHS, National Survey of Ambulatory Surgery.

Table 7. Rate and standard error for the rate of ambulatory surgery procedures, by procedure category, sex, and age: United States, 2006

Procedure category and ICD-9-CM code	Sex		Age					
	Total	Male	Female	Under 15 years	15-44 years	45-64 years	65-74 years	75 years and over
All procedures	1,788.3	1,548.1	2,020.2	Rate per 10,000 population ¹	1,019.2	2,695.9	4,854.0	4,325.3
Operations on the nervous system.	107.2	86.9	126.9	*	70.8	185.2	225.7	263.8
Injection of agent into spinal canal	66.8	57.6	75.6	*	42.5	111.6	151.3	183.4
Release of carpal tunnel.	19.3	12.2	26.2	*	11.4	37.3	38.7	44.2
Operations on the eye	237.6	191.3	282.3	17.0	21.2	220.8	1,210.0	1,513.0
Operations on eyelids	12.9	9.4	16.4	*4.7	3.1	20.9	39.6	47.5
Extraction of lens.	102.5	78.8	125.5	*	3.0	81.6	565.7	727.6
Insertion of prosthetic lens (pseudophakos)	86.6	67.4	105.2	*	2.6	70.1	488.2	598.7
Operations on the ear	37.3	38.8	35.9	141.2	9.4	7.9	*20.2	22.3
Myringotomy with insertion of tube.	24.0	26.1	21.9	109.7	*2.6	*	*	*
Operations on the nose, mouth, and pharynx	96.0	98.3	93.8	172.9	74.7	82.5	85.8	53.1
Incision, excision, and destruction of nose	9.8	9.7	9.9	*	11.5	10.3	*18.1	*9.6
Turbinectomy	6.6	6.8	6.4	*	8.8	7.2	*	*
Repair and plastic operations on the nose	10.3	11.0	9.7	*	12.2	13.3	*14.4	*
Operations on nasal sinuses	20.3	22.4	18.3	*	17.7	36.9	*	*
Tonsillectomy with or without adenoidectomy.	24.7	21.4	27.9	87.2	14.9	*	*	—
Adenoidectomy without tonsillectomy	4.7	5.6	3.8	21.8	*	*	—	—
Operations on the respiratory system	14.9	15.4	14.5	*5.6	5.6	23.6	46.3	*42.1
Bronchoscopy with or without biopsy	5.8	4.8	6.8	*	*	*9.0	*22.7	*
Operations on the cardiovascular system	46.1	48.6	43.8	*	13.2	80.9	150.0	169.9
Cardiac catheterization.	16.5	19.1	14.0	*	*3.2	31.9	65.0	48.0
Operations on the digestive system	483.3	443.7	521.7	*	225.2	861.9	1,546.3	1,066.2
Dilation of esophagus.	11.4	9.6	13.2	*	*3.0	20.4	43.7	35.8
Endoscopy of small intestine with or without biopsy	116.3	97.1	134.7	*	61.4	185.9	342.6	299.6
Endoscopy of large intestine with or without biopsy	192.5	166.4	217.8	*	62.1	390.4	651.6	424.3
Endoscopic polypectomy of large intestine.	46.9	53.8	40.3	*	5.5	93.7	223.9	112.6
Laparoscopic cholecystectomy	16.9	5.9	27.4	*	18.2	25.9	*	*
Hernia repair.	30.9	49.4	12.9	11.9	23.8	44.3	70.6	46.0
Repair of inguinal hernia.	17.7	32.9	*2.9	6.5	11.1	24.9	46.6	40.2
Operations on the urinary system	59.6	63.6	55.7	*	29.9	83.5	195.3	194.1
Cystoscopy with or without biopsy.	25.2	27.7	22.7	*	11.7	36.2	83.1	92.2
Operations on the male genital organs	21.2	43.1	...	27.4	11.6	19.2	57.4	36.7
Operations on the female genital organs	83.7	...	164.6	*	130.2	92.1	57.4	*32.7
Hysteroscopy	10.5	...	20.7	—	12.7	16.2	*	*
Dilation and curettage of uterus.	20.5	...	40.2	—	26.7	30.3	*15.4	*
Operations on the musculoskeletal system	266.4	263.2	269.5	48.6	207.5	494.1	460.5	261.3
Partial excision of bone	15.1	15.8	14.4	*	9.6	30.5	29.9	*17.0
Reduction of fracture	16.6	21.2	12.2	16.8	17.0	15.4	*18.5	*16.0
Injection of therapeutic substance into joint or ligament	7.3	5.9	8.6	*	3.6	14.9	16.9	*14.2
Removal of implanted devices from bone	7.1	7.3	6.9	4.4	6.8	7.7	*	*
Excision and repair of bunion and other toe deformities	15.5	4.6	26.0	*	9.1	30.3	44.1	*16.5
Arthroscopy of knee.	32.1	34.2	30.0	*	28.5	59.9	54.3	*17.7
Excision of semilunar cartilage of knee.	23.1	26.2	20.2	*	16.3	47.1	47.8	*22.8
Replacement or other repair of knee.	15.5	17.7	13.4	*	17.2	25.4	*18.6	*
Operations on muscle, tendon, fascia, and bursa	49.1	43.8	54.2	9.0	32.1	100.9	87.3	47.8

See footnotes at end of table.

Table 7. Rate and standard error for the rate of ambulatory surgery procedures, by procedure category, sex, and age: United States, 2006—Con.

Procedure category and ICD-9-CM code	Sex		Age					
	Total	Male	Female	Under 15 years	15-44 years	45-64 years	65-74 years	75 years and over
Operations on the integumentary system.	120.1	71.3	167.1	27.3	97.5	189.2	229.9	186.1
Biopsy of breast.	8.8	*	16.5	*	6.3	17.4	*14.7	*
Local excision of lesion of breast (lumpectomy).	11.0	*	20.9	*	8.8	17.8	*27.4	*
Excision or destruction of lesion or tissue of skin and subcutaneous tissue.	36.6	37.0	36.3	16.4	26.5	52.8	73.4	69.2
Miscellaneous diagnostic and therapeutic procedures and new technologies ²	203.2	178.6	226.9	39.8	116.1	336.4	528.1	461.4
Arteriography and angiocardiology using contrast material.	35.3	38.3	32.5	—	*5.9	62.9	156.8	116.0
Diagnostic ultrasound.	10.8	10.9	10.7	*	4.2	19.7	36.8	27.5
Injection or infusion of therapeutic or prophylactic substance.	49.0	36.1	61.5	5.7	34.2	80.1	107.0	107.0
Operations on the endocrine system, operations on the hemic and lymphatic system, and obstetrical procedures	11.5	5.3	17.5	*	6.1	18.7	*41.2	*22.5
				Standard error				
All procedures	89.00	77.65	103.83	72.44	57.38	148.54	286.03	231.38
Operations on the nervous system.	11.32	10.57	12.94	*	9.57	19.50	27.43	37.71
Injection of agent into spinal canal	8.97	8.72	10.01	*	7.31	15.38	23.29	29.95
Release of carpal tunnel.	2.07	1.55	2.99	*	1.95	5.05	6.50	9.35
Operations on the eye	21.50	16.25	27.63	3.06	3.11	21.09	142.35	134.99
Operations on eyelids	1.36	1.33	1.95	*1.30	0.58	3.23	6.31	8.37
Extraction of lens.	10.02	7.09	13.29	*	0.54	9.41	67.74	67.42
Insertion of prosthetic lens (pseudophakos)	9.02	6.28	12.08	*	0.49	8.58	63.85	57.88
Operations on the ear	6.87	6.09	8.04	30.27	1.87	1.43	*5.08	6.62
Myringotomy with insertion of tube.	5.20	5.28	5.41	25.32	*0.73	*	*	*
Operations on the nose, mouth, and pharynx	10.76	10.54	12.78	25.76	8.67	12.86	16.80	10.80
Incision, excision, and destruction of nose	1.28	1.34	1.83	*	2.14	1.63	*4.72	*2.33
Turbinectomy	0.95	1.14	1.23	*	1.45	1.35	*	*
Repair and plastic operations on the nose.	1.17	1.58	1.24	*	1.66	2.12	*3.82	*
Operations on nasal sinuses	3.27	3.64	4.08	*	3.36	9.02	*	*
Tonsillectomy with or without adenoidectomy.	4.15	3.52	5.17	16.93	2.15	*	*	—
Adenoidectomy without tonsillectomy	0.99	1.41	0.86	4.79	*	*	—	—
Operations on the respiratory system	1.98	2.17	2.48	*1.45	1.31	4.51	9.96	*8.10
Bronchoscopy with or without biopsy	0.97	0.78	1.63	*	*	*2.32	*6.07	*
Operations on the cardiovascular system	5.69	6.51	5.44	*	2.05	11.89	23.17	24.91
Cardiac catheterization.	2.51	3.07	2.24	*	*0.84	5.78	12.17	11.18
Operations on the digestive system	41.17	39.15	44.18	*	20.69	77.38	158.44	94.26
Dilation of esophagus.	1.63	1.55	2.14	*	*0.80	3.45	9.02	7.33
Endoscopy of small intestine with or without biopsy	10.46	9.45	12.04	*	7.33	18.77	32.51	29.46
Endoscopy of large intestine with or without biopsy	21.68	19.32	24.41	*	10.15	43.49	87.41	46.99
Endoscopic polypectomy of large intestine.	5.76	6.72	5.30	*	1.25	11.00	36.55	14.02
Laparoscopic cholecystectomy	1.51	0.84	2.79	*	2.25	2.98	*	*
Hernia repair.	2.42	4.22	1.29	2.58	2.20	4.99	10.61	7.07
Repair of inguinal hernia.	1.48	2.87	*0.56	1.17	1.39	2.93	8.53	6.97
Operations on the urinary system	4.82	5.39	5.38	*	3.99	9.10	24.40	20.98
Cystoscopy with or without biopsy.	2.95	3.40	3.05	*	2.29	4.82	12.46	12.97
Operations on the male genital organs.	1.87	3.81	...	5.07	1.35	3.06	8.85	6.77
Operations on the female genital organs.	7.20	...	14.15	*	11.67	9.85	11.27	*8.52
Hysteroscopy	1.60	...	3.14	—	2.37	2.54	*	*
Dilation and curettage of uterus.	2.17	...	4.27	—	3.07	4.00	*3.48	*

See footnotes at end of table.

Table 7. Rate and standard error for the rate of ambulatory surgery procedures, by procedure category, sex, and age: United States, 2006—Con.

Procedure category and ICD-9-CM code	Sex			Age			
	Total	Male	Female	Under 15 years	15-44 years	45-64 years	65-74 years and over
Operations on the musculoskeletal system	19.47	21.20	20.32	5.85	19.10	38.44	48.77
Partial excision of bone	1.45	1.92	1.59	*	1.33	3.98	5.48
Reduction of fracture	1.68	2.44	1.37	2.21	2.28	2.67	*4.88
Injection of therapeutic substance into joint or ligament	0.87	1.00	1.16	*	0.78	2.26	3.20
Removal of implanted devices from bone	0.94	1.29	1.01	1.20	1.27	1.17	*
Excision and repair of bunion and other toe deformities	1.79	0.84	3.30	*	1.69	4.23	8.82
Arthroscopy of knee	3.72	4.43	3.69	*	3.98	7.18	9.35
Excision of semilunar cartilage of knee	1.99	2.86	1.80	*	1.88	4.51	6.94
Replacement or other repair of knee	1.97	2.81	1.64	*	2.86	3.28	*3.95
Operations on muscle, tendon, fascia, and bursa	5.22	3.37	8.29	1.75	4.43	12.84	13.25
Operations on the integumentary system	8.53	6.42	13.24	3.92	9.50	14.66	20.62
Biopsy of breast	1.26	*	2.43	*	1.23	2.93	*3.56
Local excision of lesion of breast (lumpectomy)	1.17	*	2.29	*	1.45	2.22	*6.37
Excision or destruction of lesion or tissue of skin and subcutaneous tissue	3.20	3.92	3.33	2.57	3.24	5.25	13.11
Miscellaneous diagnostic and therapeutic procedures and new technologies ²	16.60	15.67	19.36	5.56	14.75	30.74	48.83
Arteriography and angiocardiology using contrast material	5.40	6.50	4.91	—	*1.61	10.60	27.50
Diagnostic ultrasound	1.76	1.79	2.12	*	0.95	3.86	8.70
Injection or infusion of therapeutic or prophylactic substance	7.20	4.86	10.46	1.09	7.30	13.78	16.48
Operations on the endocrine system, operations on the hemic and lymphatic system, and obstetrical procedures	1.16	0.77	1.98	*	1.07	2.53	*7.97
							*5.08

* Figure does not meet standards of reliability or precision.
 — Quantity zero.

. . . Category not applicable.

¹Rates were calculated using U.S. Census Bureau 2000-based postcensal estimates of the civilian population as of July 1, 2006.

²Chapter 00 codes included in this category: 00.01–00.03, 00.09, 00.10–00.18, 00.21–00.25, 00.28–00.29, 00.31–00.35, 00.39, 00.40–00.43, 00.45–00.48, 00.52, 00.74–00.76, 00.91–00.93.

NOTES: Procedure categories and code numbers are based on the *International Classification of Diseases, Ninth Revision, Clinical Modification* (ICD-9-CM). The relative standard error (RSE) can be obtained by dividing the standard error (SE) of the rate by the rate. The SE of a number in Table 6 can be obtained by multiplying the RSE by the estimate.

SOURCE: CDC/NCHS, National Survey of Ambulatory Surgery.

Table 8. Number of ambulatory surgery visits by first-listed diagnosis, sex, and age: United States, 2006

Category of first-listed diagnosis and ICD-9-CM code	Sex		Age					
	Total	Male	Female	Under 15 years	15-44 years	45-64 years	65-74 years	75 years and over
All conditions	34,738	14,707	20,032	2,471	8,351	12,948	5,887	5,081
Infectious and parasitic diseases	145	64	81	*	*	*42	*	*
Neoplasms	3,285	1,626	1,659	69	381	1,474	772	589
Malignant neoplasms	1,173	534	639	*	117	446	285	314
Malignant neoplasm of skin	303	164	139	*	34	87	59	123
Malignant neoplasm of breast	235	*	234	—	*35	121	*52	*
Benign neoplasms	2,000	1,039	961	53	241	985	468	253
Benign neoplasm of colon	1,389	785	604	—	90	730	380	189
Lipoma	126	61	64	*	*23	76	*	*
Endocrine, nutritional and metabolic diseases, and immunity disorders	266	74	192	*	91	103	*34	*
Diseases of the nervous system and sense organs	5,308	2,114	3,194	729	412	1,243	1,317	1,607
Carpal tunnel syndrome	552	171	381	—	138	263	66	86
Cataract	3,009	1,135	1,874	*	34	592	1,066	1,313
Disorders of the eyelid	174	71	103	*	*12	58	45	48
Otitis media and Eustachian tube disorders	623	324	299	577	*	*	*	*
Diseases of the circulatory system	1,736	832	904	*	256	860	353	264
Heart disease	540	318	222	*	*41	241	131	128
Hemorrhoids	715	287	427	*	151	411	108	*45
Diseases of the respiratory system	1,294	591	703	572	396	207	81	*38
Deviated nasal septum	134	77	57	*	75	42	*	*
Chronic sinusitis	141	82	59	*	52	56	*	*
Chronic disease of tonsils and adenoids	680	273	407	496	172	*	—	—
Diseases of the digestive system	6,808	3,081	3,727	326	1,597	2,688	1,242	955
Diseases of teeth and supporting structures	221	114	107	171	*	*	*	*
Diseases of esophagus	1,132	531	601	*	255	447	224	177
Gastritis and duodenitis	703	228	475	*	170	257	146	118
Hernia	1,141	764	377	64	335	418	174	149
Inguinal hernia	515	470	*45	33	131	189	91	71
Noninfectious enteritis and colitis	228	102	126	*	81	87	*34	*
Diverticula of intestine	1,135	513	622	*	*59	522	306	248
Cholelithiasis	376	*64	312	*	178	130	*	*
Diseases of the genitourinary system	2,932	847	2,085	115	1,143	1,050	358	267
Calculus of kidney and ureter	381	178	204	*	144	165	*40	*31
Benign mammary dysplasias	94	—	94	—	*35	*45	*	*
Lump or mass in breast	198	*	191	*	83	85	*	*
Disorders of menstruation and other abnormal vaginal bleeding	481	...	481	—	250	201	*	*
Complications of pregnancy, childbirth, and the puerperium	322	...	322	—	315	*	—	—
Abortion and ectopic and molar pregnancy	260	...	260	—	253	*	—	—
Diseases of the skin and subcutaneous tissue	631	292	339	56	224	233	*	49
Sebaceous cyst	134	69	65	*	*44	53	*	*
Diseases of the musculoskeletal system and connective tissue	4,523	1,875	2,648	67	1,336	2,035	599	486
Arthropathies and related disorders	809	378	431	*	276	378	89	52
Internal derangement of knee	321	177	144	*	116	150	*33	*
Intervertebral disc disorders	861	404	456	—	312	389	93	67
Lumbago	156	64	91	—	35	57	31	33
Rheumatism, excluding back	968	382	586	*26	287	484	114	57
Acquired deformities of toe	287	58	229	*	74	121	61	*28

See footnotes at end of table.

Table 8. Number of ambulatory surgery visits by first-listed diagnosis, sex, and age: United States, 2006—Con.

Category of first-listed diagnosis and ICD-9-CM code	Sex		Age				
	Total	Male	Female	Under 15 years	15-44 years	45-64 years	65-74 years and over
Congenital anomalies	479	184	*	132	126	*	*
Symptoms, signs, and ill-defined conditions.	1,390	548	842	*	403	520	147
Abdominal pain	167	51	116	*	53	71	*
Injury and poisoning	2,230	1,255	976	169	777	848	270
Fractures	513	321	192	102	237	107	*32
Current tear of medial cartilage or meniscus of knee	424	253	171	*	120	231	53
Supplementary classifications	3,134	1,245	1,890	74	778	1,406	503
Visit for sterilization	292	50	242	*	263	*	—
Diseases of the blood and blood-forming organs, mental disorders, and certain conditions originating in the perinatal period.	255	80	174	*	*47	88	*62
Anemias.	189	*58	131	*	*	*61	*62

* Figure does not meet standards of reliability or precision.

— Quantity zero.

. . . Category not applicable.

NOTES: Diagnostic categories and code numbers are based on the *International Classification of Diseases, Ninth Revision, Clinical Modification* (ICD-9-CM). The standard error (SE) of an estimate can be obtained by multiplying the estimate by the corresponding relative standard error (RSE). The RSE can be obtained by dividing the SE of the rate by the rate in Table 9.

SOURCE: CDC/NCHS. National Survey of Ambulatory Surgery.

Table 9. Rate and standard error for the rate of ambulatory surgery visits by first-listed diagnosis, sex, and age: United States, 2006

Category of first-listed diagnosis and ICD-9-CM code	Sex			Age			
	Total	Male	Female	Under 15 years	15–44 years	45–64 years	65–74 years and over
All conditions	1,164.9	1,003.8	1,320.4	406.7	666.0	1,731.0	3,111.9
Infectious and parasitic diseases	4.9	4.4	5.4	*	*	*5.6	*
Neoplasms	110.2	111.0	109.4	11.4	30.4	197.0	408.2
Malignant neoplasms	39.3	36.4	42.1	*	9.3	59.6	150.9
Malignant neoplasm of skin	10.2	11.2	9.2	*	2.7	11.6	31.2
Malignant neoplasm of breast	7.9	*	15.4	—	*2.8	16.1	*27.4
Benign neoplasms	67.1	70.9	63.3	8.7	19.2	131.7	247.3
Benign neoplasm of colon	46.6	53.6	39.8	—	7.1	97.6	200.9
Lipoma	4.2	4.2	4.2	*	*1.8	10.2	*
Endocrine, nutritional and metabolic diseases, and immunity disorders	8.9	5.1	12.7	*	7.3	13.8	*18.2
Diseases of the nervous system and sense organs	178.0	144.3	210.5	120.1	32.8	166.1	696.1
Carpal tunnel syndrome	18.5	11.7	25.1	—	11.0	35.1	35.1
Cataract	100.9	77.5	123.5	*	2.7	79.2	563.7
Disorders of the eyelid	5.8	4.8	6.8	*	*0.9	7.7	24.0
Otitis media and Eustachian tube disorders	20.9	22.1	19.7	95.0	*	*	*
Diseases of the circulatory system	58.2	56.8	59.6	*	20.4	115.0	186.8
Heart disease	18.1	21.7	14.7	*	*3.2	32.2	69.7
Hemorrhoids	24.0	19.6	28.2	*	12.0	54.9	57.1
Diseases of the respiratory system	43.4	40.3	46.3	94.2	31.5	27.7	42.6
Deviated nasal septum	4.5	5.3	3.8	*	6.0	5.6	*
Chronic sinusitis	4.7	5.6	3.9	*	4.1	7.5	*
Chronic disease of tonsils and adenoids	22.8	18.6	26.8	81.7	13.7	*	—
Diseases of the digestive system	228.3	210.3	245.7	53.6	127.4	359.3	656.7
Diseases of teeth and supporting structures	7.4	7.8	7.1	28.1	*	*	*
Diseases of esophagus	37.9	36.2	39.6	*	20.3	59.8	118.2
Gastritis and duodenitis	23.6	15.5	31.3	*	13.6	34.3	77.0
Hernia	38.3	52.1	24.9	10.6	26.7	55.8	92.2
Inguinal hernia	17.3	32.1	*3.0	5.4	10.5	25.3	48.0
Noninfectious enteritis and colitis	7.6	6.9	8.3	*	6.4	11.7	*18.2
Diverticula of intestine	38.1	35.0	41.0	*	*4.7	69.8	161.7
Cholelithiasis	12.6	*4.4	20.6	*	14.2	17.4	*
Diseases of the genitourinary system	98.3	57.8	137.4	18.9	91.1	140.4	189.1
Calculus of kidney and ureter	12.8	12.1	13.4	*	11.5	22.0	*21.2
Benign mammary dysplasias	3.2	—	6.2	—	*2.8	*6.0	*
Lump or mass in breast	6.6	*	12.6	*	6.6	11.4	*
Disorders of menstruation and other abnormal vaginal bleeding	16.1	...	31.7	—	20.0	26.9	*
Complications of pregnancy, childbirth, and the puerperium	10.8	...	21.2	—	25.1	*	—
Abortion and ectopic and molar pregnancy	8.7	...	17.1	—	20.2	*	—
Diseases of the skin and subcutaneous tissue	21.2	19.9	22.3	9.3	17.9	31.2	27.0
Sebaceous cyst	4.5	4.7	4.3	*	*3.5	7.1	*
Diseases of the musculoskeletal system and connective tissue	151.7	128.0	174.6	11.0	106.5	272.1	264.7
Arthropathies and related disorders	27.1	25.8	28.4	*	22.0	50.6	46.9
Internal derangement of knee	10.8	12.1	9.5	*	9.2	20.0	*17.2
Intervertebral disc disorders	28.9	27.6	30.1	—	24.9	52.0	49.1
Lumbago	5.2	4.4	6.0	—	2.8	7.6	16.6
Rheumatism, excluding back	32.5	26.1	38.6	*4.2	22.9	64.7	31.1
Acquired deformities of toe	9.6	3.9	15.1	*	5.9	16.2	*15.5

See footnotes at end of table.

Table 9. Rate and standard error for the rate of ambulatory surgery visits by first-listed diagnosis, sex, and age: United States, 2006—Con.

Category of first-listed diagnosis and ICD-9-CM code	Sex		Age					
	Total	Male	Female	Under 15 years	15-44 years	45-64 years	65-74 years	75 years and over
				Rate per 10,000 population ¹				
Congenital anomalies 740-759	16.1	12.6	*	21.7	10.0	*	*	*
Symptoms, signs, and ill-defined conditions. 760-799	46.6	37.4	55.5	*	32.2	69.5	97.7	80.3
Abdominal pain 789.0	5.6	3.5	7.7	*	4.2	9.4	*	*
Injury and poisoning 800-999	74.8	85.6	64.3	27.9	62.0	113.4	142.6	90.4
Fractures 800-829	17.2	21.9	12.7	16.8	18.9	14.3	*17.0	*19.1
Current tear of medial cartilage or meniscus of knee 836.0	14.2	17.3	11.3	*	9.5	30.9	28.0	*10.7
Supplementary classifications V01-V85	105.1	84.9	124.6	12.2	62.1	187.9	265.9	203.4
Visit for sterilization V25.2	9.8	3.4	16.0	*	20.9	*	-	-
Diseases of the blood and blood-forming organs, mental disorders, and certain conditions originating in the perinatal period. 280-289,290-319,760-779	8.5	5.5	11.5	*	*3.8	11.8	*25.1	*33.8
Anemias. 280-285	6.3	*4.0	8.6	*	*	*8.2	*21.1	*33.8
				Standard error				
All conditions	61.32	53.33	70.69	54.26	35.76	100.68	195.86	156.70
Infectious and parasitic diseases 001-139	0.90	0.85	1.24	*	*	*1.37	*	*
Neoplasms. 140-239	7.96	8.89	7.90	1.94	2.75	16.81	39.52	25.97
Malignant neoplasms 140-208,230-234	2.76	3.20	3.01	*	1.22	5.11	15.04	18.58
Malignant neoplasm of skin 172-173,176.0,198.2	1.26	1.60	1.21	*	0.61	1.92	5.43	13.56
Malignant neoplasm of breast. 174-175,198.81	0.77	*	1.52	-	*0.76	2.17	*5.07	*
Benign neoplasms. 210-229	6.27	7.19	6.04	1.55	2.18	13.86	31.43	14.94
Benign neoplasm of colon. 211.3	5.42	6.13	5.18	-	1.68	12.00	28.25	12.22
Lipoma 214	0.61	0.84	0.84	*	*0.46	1.93	*	*
Endocrine, nutritional and metabolic diseases, and immunity disorders 240-279	1.10	0.84	1.76	*	1.38	2.07	*4.00	*
Diseases of the nervous system and sense organs 320-389	13.69	10.58	17.50	22.75	3.62	13.98	75.05	75.91
Carpal tunnel syndrome 354.0	2.02	1.51	2.92	-	1.95	4.87	6.23	9.54
Cataract 366	9.90	6.98	13.19	*	0.50	9.24	67.68	66.28
Disorders of the eyelid 373-374	0.65	0.76	0.88	*	*0.25	1.34	4.50	4.36
Otitis media and Eustachian tube disorders 381-382	4.19	3.94	4.65	20.45	*	*	*	*
Diseases of the circulatory system 390-459	5.11	6.22	5.23	*	2.71	11.07	22.02	19.84
Heart disease 391-392,0,393-398,402,404,410-416,420-429	2.68	3.57	2.37	*	*0.86	5.61	12.87	13.80
Hemorrhoids 455	3.16	3.20	3.61	*	2.39	7.12	9.11	*5.26
Diseases of the respiratory system 460-519	5.73	5.15	6.92	20.07	3.55	4.41	7.87	*5.32
Deviated nasal septum 470	0.66	0.92	0.84	*	1.17	1.37	*	*
Chronic sinusitis 473	0.71	1.00	0.84	*	0.85	1.66	*	*
Chronic disease of tonsils and adenoids 474	4.48	3.48	5.71	18.27	2.03	*	-	-
Diseases of the digestive system. 520-579	18.04	16.10	20.74	8.11	11.77	31.61	64.45	47.47
Diseases of teeth and supporting structures 520-525	1.21	1.38	1.35	4.99	*	*	*	*
Diseases of esophagus. 530	4.31	4.28	4.86	*	2.81	7.88	17.63	12.02
Gastritis and duodenitis. 535	3.12	2.19	4.38	*	2.43	4.92	13.40	11.48
Hernia 550-553	3.38	4.71	2.88	2.33	2.90	5.97	11.16	11.74
Inguinal hernia. 555	1.58	3.09	*0.56	1.13	1.33	3.49	8.56	6.92
Noninfectious enteritis and colitis. 555-558	1.42	1.38	2.11	*	1.68	2.28	*4.54	*
Diverticula of intestine. 562	5.25	6.01	5.21	*	*1.03	12.67	22.33	19.19
Cholelithiasis 574	1.20	*0.71	2.22	*	1.98	2.42	*	*
Diseases of the genitourinary system 580-629	5.71	4.23	8.89	3.46	5.70	10.17	20.18	18.20
Calculus of kidney and ureter 592	1.32	1.54	1.60	*	1.95	2.73	*4.20	*4.63
Benign mammary dysplasias 610	0.61	-	1.21	-	*0.69	*1.48	*	*
Lump or mass in breast 611.72	1.07	*	2.04	*	1.22	2.57	*	*
Disorders of menstruation and other abnormal vaginal bleeding. 626,627.0-627.1	1.90	...	3.73	-	2.59	3.25	*	*

See footnotes at end of table.

Table 9. Rate and standard error for the rate of ambulatory surgery visits by first-listed diagnosis, sex, and age: United States, 2006—Con.

Category of first-listed diagnosis and ICD-9-CM code	Sex		Age					
	Total	Male	Female	Under 15 years	15-44 years	45-64 years	65-74 years	75 years and over
					Standard error			
Complications of pregnancy, childbirth, and the puerperium 630-677	1.35	...	2.65	-	3.17	*	-	-
Abortion and ectopic and molar pregnancy. 630-639	1.27	...	2.50	-	2.99	*	-	-
Diseases of the skin and subcutaneous tissue 680-709	3.02	3.02	4.06	2.04	2.41	7.03	*	5.30
Sebaceous cyst 706.2	0.69	1.11	0.77	*	*0.77	1.44	*	*
Diseases of the musculoskeletal system and connective tissue 710-739	11.91	11.38	13.53	1.64	10.18	21.94	28.02	32.52
Arthropathies and related disorders 710-719	2.96	3.44	3.01	*	3.58	5.37	6.84	4.84
Internal derangement of knee 717	1.79	2.69	1.36	*	2.22	3.04	*4.09	*
Intervertebral disc disorders 722	4.49	4.23	5.10	-	5.40	7.26	9.32	6.28
Lumbago 724.2	0.93	0.95	1.18	-	0.80	1.51	4.55	4.40
Rheumatism, excluding back 725-729	2.26	2.23	3.08	*0.97	2.12	5.56	7.55	5.40
Acquired deformities of toe. 735	1.35	0.81	2.21	*	1.21	2.78	8.32	*3.65
Congenital anomalies 740-759	4.79	2.66	*	3.51	2.75	*	*	*
Symptoms, signs, and ill-defined conditions. 780-799	7.79	6.81	9.04	*	4.91	12.20	15.95	11.22
Abdominal pain 789.0	0.95	0.71	1.49	*	0.89	2.16	*	*
Injury and poisoning 800-999	5.15	6.22	5.27	3.51	5.05	8.65	20.49	11.84
Fractures 800-829	1.49	2.23	1.31	2.23	2.20	2.51	*4.74	*4.17
Current tear of medial cartilage or meniscus of knee 836.0	1.58	2.46	1.28	*	1.54	3.80	5.29	*2.77
Supplementary classifications V01-V85	8.88	8.70	10.44	2.06	5.93	19.34	31.05	24.27
Visit for sterilization V25.2	1.15	0.52	2.20	*	2.43	*	-	-
Diseases of the blood and blood-forming organs, mental disorders, and certain conditions originating in the perinatal period. 280-289,290-319,760-779	1.19	1.12	1.71	*	*0.74	2.78	*6.55	*7.27
Anemias. 280-285	1.01	*0.93	1.42	*	*	*2.09	*5.94	*7.27

* Figure does not meet standards of reliability or precision.

— Quantity zero.

... Category not applicable.

† Rates were calculated using U.S. Census Bureau 2000-based postcensal estimates of the civilian population as of July 1, 2006.

NOTES: Diagnostic categories and code numbers are based on the *International Classification of Diseases, Ninth Revision, Clinical Modification* (ICD-9-CM). The relative standard error (RSE) can be obtained by dividing the standard error (SE) of the rate by the rate. The SE of a number in Table 8 can be obtained by multiplying the RSE by the estimate.

SOURCE: CDC/NCHS, National Survey of Ambulatory Surgery.

Technical Notes

[illegible]

E. MEDICAL INFORMATION										
16. FINAL DIAGNOSES (including E-code diagnoses) – Narrative description								Optional – ICD-9-CM Codes		
Principal Other Additional	1.									
	2.									
	3.									
	4.									
	5.									
	6.									
	7.									
17. Surgical and diagnostic procedures – Narrative description								Optional – CPT-4 Codes	Optional – ICD-9-CM Codes	
Principal Other Additional	1.									
	2.									
	3.									
	4.									
	5.									
	6.									
<input type="checkbox"/> None										
18. Symptoms present during or after surgery. (Mark (X) all that apply)										
<div style="display: flex; flex-wrap: wrap;"> <div style="width: 33%;"> <input type="checkbox"/> Accidental laceration, puncture or perforation <input type="checkbox"/> Airway obstruction <input type="checkbox"/> Apnea <input type="checkbox"/> Bleeding/hemorrhage <input type="checkbox"/> Blood transfusion needed <input type="checkbox"/> Cardiac arrest <input type="checkbox"/> Difficulty waking up <input type="checkbox"/> Dysrhythmia/arrhythmia <input type="checkbox"/> Embolism <input type="checkbox"/> Fainting/vascular syncope <input type="checkbox"/> Fistula </div> <div style="width: 33%;"> <input type="checkbox"/> High blood pressure/hypertension <input type="checkbox"/> Hypoxia <input type="checkbox"/> Incontinence <input type="checkbox"/> Low blood pressure/hypotension <input type="checkbox"/> Malignant hyperthermia <input type="checkbox"/> Nausea <input type="checkbox"/> Peripheral site burn <input type="checkbox"/> Shock <input type="checkbox"/> Vomiting <input type="checkbox"/> Other – Please specify: </div> <div style="width: 33%; text-align: right;"> <input type="checkbox"/> None indicated </div> </div>										
F. FOLLOW-UP INFORMATION										
								Yes	No	Unknown
19a. Did someone attempt to follow-up with the patient within 24 hours after the surgery?								<input type="checkbox"/>	<input type="checkbox"/>	<input type="checkbox"/>
b. Did they reach the patient? If yes, (1)								<input type="checkbox"/>	<input type="checkbox"/>	<input type="checkbox"/>
(1) What was learned from this follow-up? (Mark (X) all that apply)										
<div style="display: flex; flex-wrap: wrap;"> <div style="width: 33%;"> <input type="checkbox"/> Patient had a question <input type="checkbox"/> Patient had no problems <input type="checkbox"/> Patient had problem(s) and – </div> <div style="width: 33%;"> <input type="checkbox"/> Called his/her doctor <input type="checkbox"/> Went to the doctor <input type="checkbox"/> Called the ambulatory surgery center <input type="checkbox"/> Came back to the ambulatory surgery center <input type="checkbox"/> Called the emergency department </div> <div style="width: 33%;"> <input type="checkbox"/> Went to an emergency department <input type="checkbox"/> Was admitted to the hospital <input type="checkbox"/> Other – Please specify: </div> </div>										
<input type="checkbox"/> Nothing <input type="checkbox"/> Unknown										
(2) What problem(s) did the patient mention (e.g., site drainage, temperature, pain, nausea)?										
20. Completed by				21. Date		OFFICE USE ONLY		FR code		

FORM HHS-4 (2-1-2000)

Acknowledgments

This report was prepared in the Division of Health Care Statistics (DHCS). This report was edited by Gail V. Johnson, CDC/CCHIS/Division of Creative Services, Writer Editor Services Branch; typeset by Annette F. Holman and graphics produced by Gail Ogburn and Tommy C. Seibert, CDC/CCHIS/Division of Creative Services, Graphic Services Branch.

Suggested citation

Cullen KA, Hall MJ, Golosinskiy A. Ambulatory Surgery in the United States, 2006. National health statistics reports; no 11. Revised. Hyattsville, MD: National Center for Health Statistics. 2009.

Copyright information

All material appearing in this report is in the public domain and may be reproduced or copied without permission; citation as to source, however, is appreciated.

National Center for Health Statistics

Director

Edward J. Sondik, Ph.D.

Acting Co-Deputy Directors

Jennifer H. Madans, Ph.D.

Michael H. Sadagursky

U.S. DEPARTMENT OF
HEALTH & HUMAN SERVICES

Centers for Disease Control and Prevention
National Center for Health Statistics
3311 Toledo Road
Hyattsville, MD 20782

FIRST CLASS
POSTAGE & FEES PAID
CDC/NCHS
PERMIT NO. G-284

OFFICIAL BUSINESS
PENALTY FOR PRIVATE USE, \$300

To receive this publication regularly, contact
the National Center for Health Statistics by
calling 1-800-232-4636
E-mail: cdcinfo@cdc.gov
Internet: <http://www.cdc.gov/nchs>

DHHS Publication No. (PHS) 2009-1250
CS206178
T35151 (09/2009)

National Health Statistics Reports

Number 102 ■ February 28, 2017

Ambulatory Surgery Data From Hospitals and Ambulatory Surgery Centers: United States, 2010

by Margaret J. Hall, Ph.D., Alexander Schwartzman, Jin Zhang, and Xiang Liu, Division of Health Care Statistics

Abstract

Objectives—This report presents national estimates of surgical and nonsurgical ambulatory procedures performed in hospitals and ambulatory surgery centers (ASCs) in the United States during 2010. Patient characteristics, including age, sex, expected payment source, duration of surgery, and discharge disposition are presented, as well as the number and types of procedures performed in these settings.

Methods—Estimates in this report are based on ambulatory surgery data collected in the 2010 National Hospital Ambulatory Medical Care Survey (NHAMCS). NHAMCS has collected outpatient department and emergency department data since 1992 and began gathering ambulatory surgery data from both hospitals and ASCs in 2010. Sample data were weighted to produce annual national estimates.

Results—In 2010, 48.3 million surgical and nonsurgical procedures were performed during 28.6 million ambulatory surgery visits to hospitals and ASCs combined. For both males and females, 39% of procedures were performed on those aged 45–64. For females, about 24% of procedures were performed on those aged 15–44 compared with 18% for males, whereas the percentage of procedures performed on those under 15 was lower for females than for males (4% compared with 9%). About 19% of procedures were performed on those aged 65–74, while about 14% were performed on those aged 75 and over. Private insurance was listed as the principal expected source of payment for 51% of ambulatory surgery visits, Medicare for 31% of visits, and Medicaid for 8% of visits. The most frequently performed procedures included endoscopy of large intestine (4.0 million), endoscopy of small intestine (2.2 million), extraction of lens (2.9 million), insertion of prosthetic lens (2.6 million), and injection of agent into spinal canal (2.9 million). Only 2% of visits with a discharge status were admitted to the hospital as an inpatient.

Keywords: outpatient surgery • procedures • ICD–9–CM • National Hospital Ambulatory Medical Care Survey (NHAMCS)

Introduction

This report presents nationally representative estimates of ambulatory surgery performed in hospitals and ambulatory surgery centers (ASCs) gathered by the 2010 National Hospital Ambulatory Medical Care Survey (NHAMCS). Ambulatory surgery, also called outpatient surgery, refers to surgical and nonsurgical procedures that are nonemergency, scheduled in advance, and generally do not result in an overnight hospital stay.

Ambulatory surgery has increased in the United States since the early 1980s (1,2). Two factors that contributed to this increase were medical and technological advancements, including improvements in anesthesia and in analgesics for the relief of pain, and the development and expansion of minimally invasive and noninvasive procedures (such as laser surgery, laparoscopy, and endoscopy) (3–6). Before these advances, almost all surgery was performed in inpatient settings. Any outpatient surgery was likely to have been minor, performed in physicians' offices, and paid for by Medicare and insurers as part of the physician's office visit reimbursement.



U.S. DEPARTMENT OF HEALTH AND HUMAN SERVICES
Centers for Disease Control and Prevention
National Center for Health Statistics



The above advances and concerns about rising health care costs led to changes in the Medicare program in the early 1980s that encouraged growth in ambulatory surgery. Medicare expanded coverage to include surgery performed in ASCs (both hospital-based and freestanding). In addition, a prospective payment system for hospitals based on diagnosis-related groups was adopted, and that created strong financial incentives for hospitals to shift some surgery out of the hospital (1–5). Ambulatory surgery proved to be popular among both physicians and patients (3,4,7,8), and the number of Medicare-certified ASCs increased steadily, from 239 in 1983 to 5,316 in 2010 (9,10).

This report covers ambulatory surgery performed in hospitals and ASCs that are independent of hospitals. Ambulatory surgery procedures performed in physicians' offices and independent screening or diagnostic centers were not included in this report.

Methods

Data source and sampling design

Data for this analysis are from the ambulatory surgery component of the 2010 NHAMCS, a nationally representative survey of hospitals and ASCs conducted by the National Center for Health Statistics (NCHS). This survey has provided data on ambulatory medical care services provided in hospital emergency and outpatient departments since 1992. From 2010 through 2012, NHAMCS gathered data on ambulatory surgery procedures in both hospitals and ASCs. In 2013, data collection in ASCs was suspended so a new sampling frame could be developed. Previously, during 1994–1996 and in 2006, the National Survey of Ambulatory Surgery (NSAS) gathered data from hospital-based ASCs (HBASCs) and from facilities independent of hospitals [then called freestanding ASCs (FSASCs)] (2). The terms HBASC and FSASC are no longer in use because Medicare, and other insurers following Medicare's lead, changed the name and nature of the reimbursement categories for these services. Ambulatory surgery

performed in hospitals is now called hospital outpatient department surgery. Facilities independent of hospitals that specialize in ambulatory surgery are now known as ASCs.

Independent samples of hospitals and ASCs were drawn for the NHAMCS ambulatory surgery component. The NHAMCS hospital sample (11) was selected using a multistage probability design, first sampling geographic units and then hospitals. Locations within the hospital where the services of interest were provided, in this case ambulatory surgery, were sampled next. Lastly, patient visits within these locations were sampled.

The hospitals that qualify for inclusion in this survey (the universe) include noninstitutional hospitals (excluding federal, military, and Department of Veterans Affairs hospitals) located in the 50 states and the District of Columbia. Only short-stay hospitals (hospitals with an average length of stay for all patients of fewer than 30 days), those with a general specialty (medical or surgical), and children's general were included in the survey. These hospitals must also have six or more beds staffed for patient use. The 2010 NHAMCS hospital sample frame was constructed from the products of SDI Health's "Healthcare Market Index," which was updated July 15, 2006, and its "Hospital Market Profiling Solution, Second Quarter, 2006" (12). These products were formerly known as the SMG Hospital Market Database.

In 2010, the sample consisted of 488 hospitals, of which 74 were out-of-scope (ineligible) because they went out of business or otherwise failed to meet the criteria for the NHAMCS universe. Of the 414 in-scope (eligible) hospitals, 275 had eligible ambulatory surgery locations. Of these, 227 participated, yielding an unweighted hospital ambulatory surgery response rate of 82.6% and a weighted response rate of 90.9%. All of the 321 ambulatory surgery locations within the 227 participating hospitals were selected for sampling, and 281 of these fully or adequately responded [at least one-half of the number of expected patient record forms (PRFs) were completed]. The resulting hospital ambulatory surgery

location sample response rate was 87.5% unweighted, and 86.9% weighted. The overall hospital response rate was 72.2% unweighted and 79.0% weighted. In all, 18,469 PRFs for ambulatory surgery visits were submitted by hospitals.

The ASCs that qualified for inclusion in the 2010 NHAMCS (the universe) only included facilities in the 2006 NSAS sample. This sample was drawn in 2005 from a universe consisting of facilities listed in the 2005 Verispan (later called SDI Health and then IMS Health) Freestanding Outpatient Surgery Center Database (13) or the Centers for Medicare & Medicaid Services' (CMS) Medicare Provider of Services file (14). Using both of these sources resulted in a list of facilities that were regulated or licensed by the states and those certified by CMS for Medicare participation. More details about the 2006 NSAS sample have been published elsewhere (2). Selection of the 2010 ASC sample began with the NSAS 2006 stratified list sample of 472 FSASCs, which had strata defined by four geographic regions and 17 facility specialty groups. Seventy-four facilities were out-of-scope, leaving 398 facilities from which to select the 2010 NHAMCS ASC sample. To the extent possible, the ASC sample was selected from the NHAMCS geographic sampling units. The 17 specialty group strata used in the 2006 NSAS sample were collapsed into 5 strata (ophthalmic, gastrointestinal, multispecialty, general, and other).

All of the in-scope 2006 NSAS sample facilities located within the NHAMCS geographic sampling units were selected, yielding 216 facilities. To achieve the desired 246 facilities, a stratified list sample of 30 facilities was drawn from the remaining in-scope 2006 NSAS sample facilities that were located outside of the NHAMCS geographic sampling units. Strata were defined by the four regions and the five collapsed surgery specialty groups.

There were 149 in-scope (eligible) ASCs and, of this number, 109 responded to the survey for an unweighted response rate of 73.2% and a weighted response rate of 70.2%. In all, 8,492 PRFs were submitted for ASCs.

The overall response rate for hospitals combined with ASCs was 72.2% unweighted and 79.0% weighted.

The combined number of PRFs from both of these settings was 26,961.

Facilities were selected using a multistage probability design, with facilities having varying selection probabilities. Patient visits to ASCs and to locations in the hospital where ambulatory surgery was provided were selected using systematic random sampling procedures.

Within each sampled hospital, a sample of ambulatory surgery visits was selected from all of the ambulatory surgery locations identified by hospital staff. These locations included main or general operating rooms; dedicated ambulatory surgery units; cardiac catheterization laboratories; and rooms for endoscopy, laparoscopy, laser procedures, and pain block. Locations within hospitals dedicated exclusively to abortion, dentistry, podiatry, family planning, birthing, or small procedures were excluded, but these procedures were included if performed at in-scope locations. In ASCs with in-scope specialties, all visits were sampled. Facilities specializing in abortion, dentistry, podiatry, family planning, birthing, or small procedures were excluded, but these procedures were included if performed at in-scope ASCs.

To minimize response burden for hospitals and ASCs, the samples were divided into 16 nationally representative panels, and those panels were randomly ordered for rotation over reporting periods of 4 weeks each. Within the reporting periods, patient visits were systematically selected. The visit lists could be sign-in sheets or appointment lists. The total targeted number of ambulatory surgery visit forms to be completed in each hospital and in each ASC was 100. In facilities or hospitals with volumes higher than these desired figures, visits were sampled by a systematic procedure that selects every n th visit after a random start. Visit sampling rates were determined from the expected number of patients to be seen during the reporting period and the desired number of completed PRFs.

Data collection

Medical record abstraction was performed by facility staff or U.S. Census

Bureau personnel acting on behalf of NCHS. A PRF for each sampled visit was completed. A visit is defined as a direct personal exchange between a physician or a staff member operating under a physician's direction, for the purpose of seeking ambulatory surgery. Visits solely for administrative purposes and visits in which no medical care was provided are out-of-scope.

The PRF contains items relating to the personal characteristics of the patients, such as age, sex, race and ethnicity, and administrative items, such as the date of the procedure, expected source(s) of payment, and discharge disposition. Medical information collected includes provider of anesthesia and type of anesthesia, length of time in both the operating room and in surgery, symptoms present during or after the procedure, and up to five diagnoses and seven procedures, which were coded according to the *International Classification of Diseases, Ninth Revision, Clinical Modification* (ICD-9-CM) (15). Information on up to 12 new or continuing prescription and over-the-counter drugs ordered, supplied, or administered during the visit or at discharge was also collected, and these drugs were coded using Multum Lexicon (16), a proprietary drug classification system used by NCHS.

Limitations of NHAMCS Ambulatory Surgery Data

Limited resources did not permit updating the ASC frame for the 2010 NHAMCS, so the NSAS 2006 sample, based on ASCs in existence in 2005, was used. Based on annual data on the number of Medicare-certified ASCs from CMS, the increase in the number of these facilities was taken into account in the calculation of NHAMCS ASC survey weights. The visit total related to the increase in the number of ASCs was also accounted for in the weights, but any possible change in the number of visits per ASC was not accounted for because no data were available on the number of visits to ASCs over time. Final weighting is described in more detail elsewhere (11).

Based on the assumption that the characteristics of ambulatory surgery visits probably do not vary with facility age, the sample should enable the measurement of 2010 characteristics (if not numbers) of ambulatory visits. To the extent that the ASCs that existed in 2005 were different from those in existence in 2010, these differences would not have been fully captured by the 2010 NHAMCS (17).

Due to limited resources, the sample sizes for hospitals and for ASCs for the NHAMCS ambulatory surgery component were only about one-half of what they were for the 2006 NSAS, so the most recent estimates have larger standard errors. This makes it more difficult for differences to achieve statistical significance.

Until 2008, hospital ambulatory surgery was included under Medicare's HBASC payment category. Beginning in 2008, Medicare discontinued its use of this category and instead began paying for hospital ambulatory surgery as part of hospital outpatient department services. Hospitals also dropped the HBASC designation and, in some hospitals, this change led to a greater dispersion of ambulatory surgery procedures throughout the hospitals, including to various parts of the outpatient departments and locations within medical clinics.

Some hospitals had difficulty identifying all of the locations in the hospital where in-scope procedures were performed, especially in the first year of NHAMCS ambulatory surgery data collection (2009). This same year, after the problems became apparent, U.S. Census Bureau and NCHS staff provided additional information to field staff about how to identify locations in the hospital that were in-scope and out-of-scope for the ambulatory surgery component of NHAMCS. More formal training material on this point was provided in a 2010 training CD that was sent to all field staff. These efforts are believed to have corrected this problem. However, due to these issues, it is likely that some in-scope procedures were undercounted in 2009 and 2010.

A number of changes occurred in the health care system during 2008–2010 that could have affected the amount

of ambulatory surgery care that was provided in settings covered by this report and the amount provided in out-of-scope settings (e.g., physicians' offices). More information about the difficulties of gathering and comparing data on ambulatory surgery from these two time periods and surveys is available (18).

Results

Ambulatory surgery procedure and visit overview

- In 2010, 28.6 million ambulatory surgery visits to hospitals and ASCs occurred (Table 1). During these visits, an estimated 48.3 million surgical and nonsurgical procedures were performed (Table 2).
- An estimated 25.7 million (53%) ambulatory surgery procedures were performed in hospitals and 22.5 million (47%) were performed in ASCs (Table A).
- Private insurance was the expected payment source for 51% of the visits for ambulatory surgery, Medicare payment was expected for 31%, and Medicaid for 8%. Only 4% were self-pay (Figure 1).
- Ninety-five percent of the visits with a specified discharge disposition had a routine discharge, generally to the patient's home. Patients were admitted to the hospital as inpatients during only 2% of these visits (Table B).

Ambulatory surgery procedures, by sex and age

- For both males and females, 39% of procedures were performed on those aged 45–64 (Figure 2).
- For females, about 24% of procedures were performed on those aged 15–44 compared with 18% for males, whereas the percentage of procedures performed on those under 15 was lower for females than for males (4% compared with 9%).
- About 19% of procedures were performed on those aged 65–74, with about 14% performed on those aged 75 and over.

Table A. Ambulatory surgery procedures and visits to hospitals and ambulatory surgery centers: United States, 2010

Ambulatory surgery utilization	Estimate	Standard error
Procedures (millions)	48.3	4.3
in hospitals	25.7	2.6
in ASCs	22.5	3.3
Visits (millions)	28.6	2.4
in hospitals	15.7	1.6
in ASCs	12.9	1.8

NOTE: ASC is ambulatory surgery center.

SOURCE: NCHS, National Hospital Ambulatory Medical Care Survey, 2010.

Table B. Percent distribution of ambulatory surgery visits in hospitals and ambulatory surgery centers, by discharge disposition: United States, 2010

Discharge disposition	Percent of visits
Routine discharge ¹	95
Observation status ²	2
Admission to hospital as inpatient	2
Other ³	1
Total ⁴	100

¹Discharge to customary residence, generally home.

²Discharge for further observation without being admitted to a hospital.

³Includes discharge to postsurgical or recovery care facility, referral to emergency department, surgery terminated, and other options.

⁴Excludes 1.2 million of the 28.6 million total visits with an unknown discharge disposition.

SOURCE: NCHS, National Hospital Ambulatory Medical Care Survey, 2010.

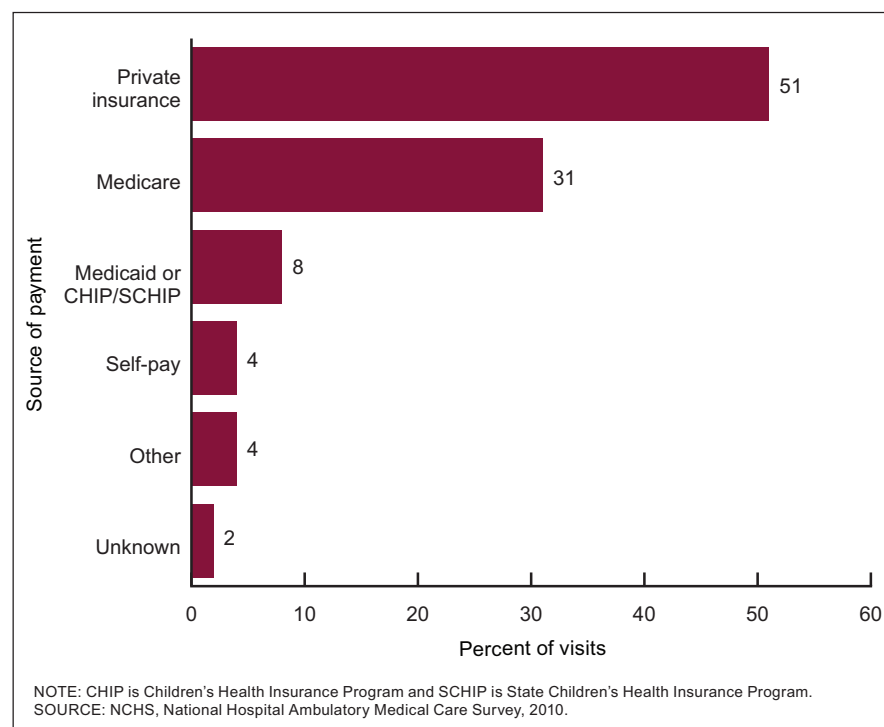


Figure 1. Percent distribution of ambulatory surgery visits in hospitals and ambulatory surgery centers, by principal expected source of payment: United States, 2010

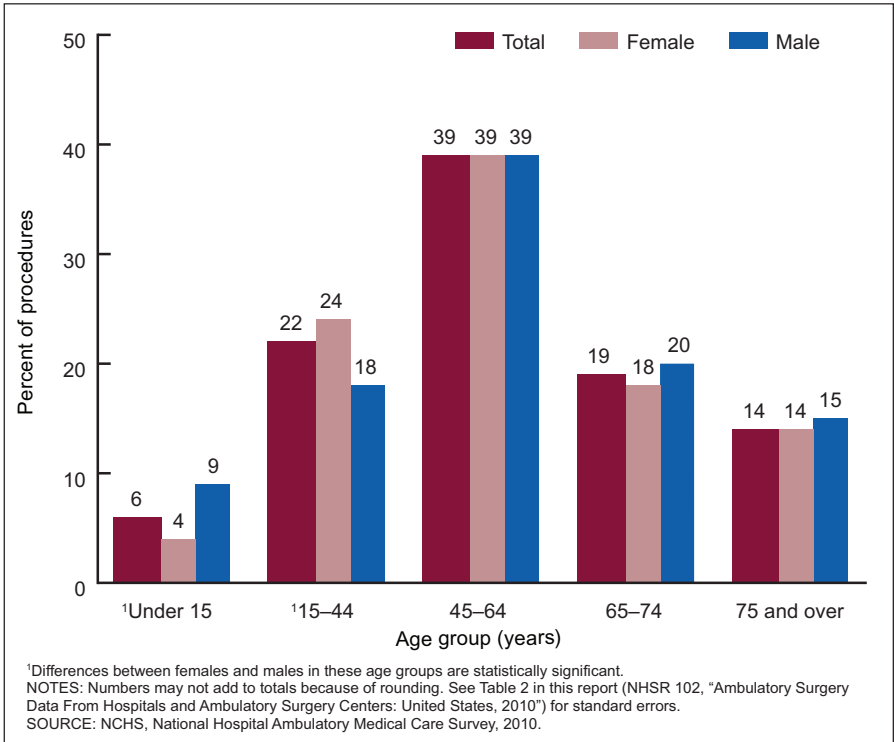


Figure 2. Percent distribution of ambulatory surgery procedures in hospitals and ambulatory surgery centers, by age and sex: United States, 2010

Types of procedures

Seventy percent of the 48.3 million ambulatory surgery procedures were included in the following clinical categories: operations on the digestive system (10 million or 21%), operations on the eye (7.9 million or 16%), operations on the musculoskeletal system (7.1 million or 15%), operations on the integumentary system (4.3 million or 9%), and operations on the nervous system (4.2 million or 9%) (Table 3). These procedure categories made up 72% of procedures performed on females and 67% of those performed on males. Within the above-mentioned categories, data on procedures performed more than 1 million times are presented below.

Under operations on the digestive system, endoscopy of large intestine—which included colonoscopies—was performed 4.0 million times, and endoscopy of small intestine was performed 2.2 million times. Endoscopic polypectomy of large intestine was performed an estimated 1.1 million times.

Eye operations included extraction of lens, performed 2.9 million times; insertion of lens, performed 2.6 million

times for cataracts; and operations on eyelids, performed 1.0 million times.

Musculoskeletal procedures included operations on muscle, tendon, fascia, and bursa (1.3 million).

Operations on the integumentary system included excision or destruction of lesion or tissue of skin and subcutaneous tissue (1.2 million).

Operations on the nervous system included injection of agent into spinal canal (2.9 million), including injections for pain relief.

Duration of surgery

The average time in the operating room for ambulatory surgery was almost 1 hour (57 minutes). On average, about one-half of this time (33 minutes) was spent in surgery. Postoperative care averaged 70 minutes. Time spent in the operating room, surgery, and receiving postoperative care were all significantly longer for ambulatory surgery performed in hospitals compared with ASCs (Table C).

The average surgical times for selected ambulatory surgery procedures are shown in Table D. Endoscopies

averaged 14 minutes, while endoscopic polypectomy of the large intestine averaged 21 minutes. For cataract surgery, extraction or insertion of lens (often done together) averaged 10 minutes, and operations on the eyelids averaged 23 minutes. Arthroscopy of the knee averaged 32 minutes.

Discussion

Keeping in mind the limitations that should be taken into account when comparing 2006 NSAS data and 2010 NHAMCS ambulatory surgery data, the 53.3 million ambulatory surgery procedures estimated using 2006 NSAS data were compared with the 48.3 million ambulatory surgery procedures estimated using 2010 NHAMCS data. The difference between these two figures was not statistically significant. A significant decrease of 18% (from 34.7 to 28.6 million) was seen in the number of ambulatory surgery visits during this same time period. It had been expected based upon the limited data that were available and on projections from past trends, that there would have been an increase in the numbers of both ambulatory surgery visits and procedures (9,10,19).

One reason for these findings could be an undercount in NHAMCS in 2010. Another reason that ambulatory surgery visit estimates could have decreased and ambulatory surgery procedures remained steady, could be the deep economic recession that began in 2007. By 2010, when NHAMCS began gathering ambulatory surgery data in both hospitals and ASCs, the economy had not fully recovered. The rate of unemployment and the number of people who did not have health insurance were higher in 2010 compared with 2006, and both of these factors could have affected patients' use of ambulatory surgery (20,21). Even for those who continued to have health insurance, increased out-of-pocket costs (higher deductibles and coinsurance payments) may have contributed to a decrease in the number of visits for ambulatory surgery (22).

An examination of various data sources, including Medicare, the American Hospital Association, and NHAMCS, was undertaken to evaluate if other national

Table C. Distribution of times for surgical visits, by ambulatory surgery facility type: United States, 2010

Calculated time of ambulatory surgical visit	Hospital		Ambulatory surgery center		All facilities	
	Average time (minutes)	Standard error	Average time (minutes)	Standard error	Average time (minutes)	Standard error
Operating room ¹	63	1.9	50	3.7	57	2.2
Surgical ²	37	1.5	29	3.2	33	1.7
Postoperative care ³	89	2.9	51	3.8	70	2.6

¹Calculated by subtracting the time when the patient entered the operating room from the time the patient left the operating room.

²Calculated by subtracting the time the surgery began from the time the surgery ended. Surgical time typically extends from when the first incision is made until the wound is closed.

³Calculated by subtracting the time when the patient entered postoperative care from the time the patient left postoperative care.

SOURCE: NCHS, National Hospital Ambulatory Medical Care Survey, 2010.

data sources reached similar conclusions about trends in ambulatory surgery during 2006–2010 (19). This analysis revealed that the only nationally representative data during this time period were from the 2006 NSAS and the 2010 NHAMCS ambulatory surgery component. Medicare data on the number of certified ASCs over time existed, but only limited Medicare ambulatory surgery utilization and expenditure data were available, and almost all of it was from ASCs only and did not include data on ambulatory surgery in hospitals. Even so, Medicare utilization and expenditure data could not have been used to generalize to the entire population because Medicare only covers those aged 65 and over and people with disabilities. Close to 70% of ambulatory surgery procedures were paid for by sources other than Medicare.

Ambulatory Surgery Data

The 2010 NHAMCS ambulatory surgery data used for this report have been released in a public-use file

available from: ftp://ftp.cdc.gov/pub/Health_Statistics/NCHS/Datasets/NHAMCS. The data base documentation for this file is available from: ftp://ftp.cdc.gov/pub/Health_Statistics/NCHS/Dataset_Documentation/NHAMCS.

Among the options being explored for future data collection are the use of both claims data and electronic health record data.

References

1. Leader S, Moon M. Medicare trends in ambulatory surgery. *Health Aff (Millwood)* 8(1):158–70. 1989.
2. Cullen KA, Hall MJ, Golosinskiy A. Ambulatory surgery in the United States, 2006. *National health statistics reports*; no 11. Hyattsville, MD: National Center for Health Statistics. 2009.
3. Davis JE. Ambulatory surgery...how far can we go? *Med Clin North Am* 77(2): 365–75. 1993.
4. Lumsdon K, Anderson HJ, Burke M. New surgical technologies reshape hospital strategies. *Hospitals* 66(9):30–6. 1992.
5. Duffy SQ, Farley DE. Patterns of decline among inpatient procedures. *Public Health Rep* 110(6):674–81. 1995.
6. MEDPAC. Report to the Congress: Medicare payment policy. Section F: Assessing payment adequacy and updating payments for ambulatory surgical center services. Washington, DC. 2003.
7. Durant GD. ASCs: Surviving, thriving into the 1990s. *Med Group Manage J* 36(2):14. 1989.
8. KNG Health Consulting, LLC. An analysis of recent growth of ambulatory surgical centers: Final report. Prepared for the ASC Coalition. 2009.
9. MEDPAC. Report to the Congress: Medicare payment policy. Chapter 5: Ambulatory surgical center services. Washington, DC. 2013.
10. MEDPAC. Report to the Congress: Medicare payment policy. Washington, DC. 2012.
11. National Center for Health Statistics. 2010 NHAMCS public-use micro-data file documentation. Available from: ftp://ftp.cdc.gov/pub/Health_Statistics/NCHS/Dataset_Documentation/NHAMCS.
12. Verispan LLC. Healthcare market index, updated July 15, 2006. Hospital market profiling solution, second quarter. Chicago: Healthcare Information Specialists. 2006.
13. Verispan LLC. Freestanding outpatient surgery centers database. Chicago: Healthcare Information Specialists. 2005.
14. Centers for Medicare & Medicaid Services. Provider of services file. Baltimore, MD. 2005.

Table D. Average surgical duration for selected procedures: United States, 2010

Selected procedure ¹	ICD–9–CM codes	Average surgical time (minutes) ²	Standard error
Endoscopy (including colonoscopy)	45.11–45.14, 45.16, 45.21–45.25	14	0.87
Endoscopic polypectomy of large intestine	45.42	21	0.97
Extraction or insertion of lens (cataracts)	13.1–13.7	10	1.20
Operations on eyelids	08	23	3.56
Arthroscopy of knee.	80.26	32	2.69

¹Times were counted only for patients who had each of these selected procedures and no others during their ambulatory surgery visit.

²Calculated by subtracting the time surgery began from the time surgery ended. Surgical time typically extends from when the first incision is made until the wound is closed.

NOTE: Procedure categories and code numbers are based on the *International Classification of Diseases, Ninth Revision, Clinical Modification* (ICD–9–CM).

SOURCE: NCHS, National Hospital Ambulatory Medical Care Survey, 2010.

15. Centers for Disease Control and Prevention, Centers for Medicare & Medicaid Services. International classification of diseases, ninth revision, clinical modification. 6th ed. DHHS Pub No. (PHS) 11–1260. 2011. Available from: <https://www.cdc.gov/nchs/icd/icd9cm.htm>.
16. Cerner Multum, Inc. Cerner Multum Lexicon. Available from: <http://www.multum.com/lexicon.html>.
17. Shimizu I. Sampling design for the 2010–2012 National Hospital Ambulatory Medical Care Survey. In: Proceedings from the 2011 JSM Annual Meeting. Alexandria, VA: American Statistical Association. 2012.
18. Hall MJ. The challenges of gathering and interpreting national data on ambulatory surgery over time. Proceedings from the 2013 JSM Annual Meeting. Alexandria, VA: American Statistical Association. 2014.
19. Hall MJ. Comparison of national data on ambulatory surgery from CDC’s National Hospital Ambulatory Medical Care Survey, Medicare, the American Hospital Association and SDI. Proceedings from the 2014 JSM Annual Meeting. Alexandria, VA: American Statistical Association. 2015.
20. Alliance for Health Reform Briefing: Trends in health insurance coverage in the U.S.: The impact of the economy. 2010. Available from: <http://www.allhealth.org/briefingmaterials/TrendsinHealthInsuranceTranscript12-6-2010-1923.pdf>.
21. Kaiser Family Foundation, Commission on Medicaid and the Uninsured. The uninsured: A primer—Key facts about health insurance on the eve of health reform. 2013. Available from: <https://kaiserfamilyfoundation.files.wordpress.com/2013/10/7451-09-the-uninsured-a-primer-key-facts-about-health-insurance.pdf>.
22. Manchikanti L, Parr AT, Singh V, Fellows B. Ambulatory surgery centers and interventional techniques: A look at long-term survival. *Pain Physician* 14(2):E177–215. 2011.
23. RTI International. SUDAAN (Release 9.0.1) [computer software]. 2005.

Table 1. Number and percent distribution of ambulatory surgery visits, by age and sex: United States, 2010

Age group (years)	Both sexes		Female		Male	
	Estimate	Standard error	Estimate	Standard error	Estimate	Standard error
Number (thousands)						
Total	28,588	2424	16,481	1,365	12,108	1,084
Under 15	1,812	302	712	122	1,100	184
15–44	6,426	619	4,201	411	2,225	223
45–64	10,911	1,010	6,256	555	4,659	474
65–74	5,301	446	2,951	242	2,350	213
75 and over	4,139	360	2,365	205	1,774	167
Percent distribution						
Total	100	...	100	...	100	...
Under 15	6	0.86	4	0.62	9	1.21
15–44	23	0.94	26	1.06	18	0.91
45–64	38	0.89	38	0.84	39	1.16
65–74	19	0.67	18	0.69	19	0.84
75 and over	14	0.69	14	0.72	15	0.83

... Category not applicable.

NOTE: Numbers may not add to totals because of rounding.

SOURCE: NCHS, National Hospital Ambulatory Medical Care Survey, 2010.

Table 2. Number and percent distribution of ambulatory surgery procedures, by age and sex: United States, 2010

Age group (years)	Both sexes		Female		Male	
	Estimate	Standard error	Estimate	Standard error	Estimate	Standard error
Number (thousands)						
Total	48,263	4,253	27,595	2,373	20,669	1,932
Under 15	2,916	500	1,118	199	1,798	310
15–44	10,478	1,014	6,708	631	3,770	418
45–64	18,783	1,876	10,789	1,060	7,994	857
65–74	9,153	802	5,053	423	4,100	403
75 and over	6,933	619	3,926	356	3,007	285
Percent distribution						
Total	100	...	100	...	100	...
Under 15	6	0.82	4	0.57	9	1.20
15–44	22	0.89	24	0.92	18	1.10
45–64	39	1.02	39	1.05	39	1.23
65–74	19	0.79	18	0.78	20	1.00
75 and over	14	0.80	14	0.84	15	0.89

... Category not applicable.

NOTE: Numbers may not add to totals because of rounding.

SOURCE: NCHS, National Hospital Ambulatory Medical Care Survey, 2010.

Table 3. Number of ambulatory surgery procedures in hospitals and ambulatory surgery centers, by procedure category, sex, and age: United States, 2010

Procedure category and ICD-9-CM code	Sex		Age group (years)					
	Total	Female	Male	Under 15	15-44	45-64	65-74	75 and over
	Number (thousands)							
All procedures	48,263	27,595	20,669	2,916	10,478	18,783	9,153	6,933
Operations on the nervous system								
Injection of agent into spinal canal	4,226	2,385	1,841	*	1,002	1,981	631	590
Release of carpal tunnel	2,918	1,588	1,330	*	712	1,313	437	453
	444	266	178	-	66	240	80	*58
Operations on the eye	7,880	4,622	3,258	93	321	2,122	2,697	2,646
Operations on eyelids	1,021	651	371	*	*	482	276	*
Extraction of lens	2,861	1,705	1,156	*	*	584	1,081	1,173
Insertion of prosthetic lens (pseudophakos)	2,553	1,526	1,027	*	*	511	951	1,043
Operations on the ear	1,054	442	612	847	72	58	*	*
Myringotomy with insertion of tube	754	323	431	699	*	*	*	*
Operations on the nose, mouth, and pharynx	2,407	1,117	1,290	903	689	575	166	*75
Incision, excision and destruction of nose and lesion of nose	302	152	*	*	126	*	*	*
Turbinectomy	190	78	112	*	106	*40	*	*
Repair and plastic operations on the nose	393	179	214	*	175	135	*	*
Operations on nasal sinuses	433	192	241	*	164	*	*	*
Tonsillectomy with or without adenoidectomy	399	205	193	289	102	*	*	*
Adenoidectomy without tonsillectomy	72	*32	*40	69	*	*	-	-
Operations on the respiratory system	282	141	141	*	*40	86	81	*37
Bronchoscopy with or without biopsy	106	*55	51	*	*	*30	*	*
Operations on the cardiovascular system	1,072	519	553	*	88	369	356	245
Cardiac catheterization	339	136	203	*	*	126	113	*
Operations on the digestive system	10,045	5,418	4,627	*	1,826	4,759	2,044	1,198
Dilation of esophagus	172	106	66	*	*	72	36	*38
Endoscopy of small intestine with or without biopsy	2,172	1,312	861	*	468	936	387	325
Endoscopy of large intestine with or without biopsy	3,987	2,202	1,785	*	474	2,132	916	431
Endoscopic polypectomy of large intestine	1,060	485	575	*	*	520	354	158
Laparoscopic cholecystectomy	436	325	111	*	196	162	*	*
Hernia repair	777	196	581	*	178	355	83	88
Repair of inguinal hernia	449	*52	*	*	82	198	54	66
Operations on the urinary system	1,349	590	759	*67	311	456	294	220
Cystoscopy with or without biopsy	479	219	260	*	128	155	104	82
Operations on the male genital organs	525	-	525	*	98	131	89	*54
Operations on the female genital organs	1,766	1,766	-	*	1,093	527	91	*
Hysteroscopy	198	198	-	*	83	83	*	*
Dilation and curettage of uterus	328	328	-	-	172	116	*	*

See footnotes at end of table.

Table 3. Number of ambulatory surgery procedures in hospitals and ambulatory surgery centers, by procedure category, sex, and age: United States, 2010—Con.

Procedure category and ICD-9-CM code	Sex		Age group (years)					
	Total	Female	Male	Under 15	15-44	45-64	65-74	75 and over
				Number (thousands)				
Operations on the musculoskeletal system..... (76-84,00.70-00.77,00.80-00.87)	7,076	3,802	3,275	173	2,114	3,456	885	448
Partial excision of bone..... (76.2-76.3,77.6-77.8)	241	132	109	*	49	141	*29	*
Reduction of fracture..... (76.779.0-79.3)	380	153	227	*52	160	111	*	*
Injection of therapeutic substance into joint or ligament..... (76.96,81.92)	267	183	84	*	*	127	*48	*
Removal of implanted devices from bone..... (76.97,78.6)	195	111	83	*	64	87	*	*
Excision and repair of bunion and other toe deformities..... (77.5)	379	327	*52	*	120	165	*55	*
Arthroscopy of knee..... (80.26)	692	332	359	*	254	333	80	*
Excision of semilunar cartilage of knee..... (80.6)	759	374	385	*	196	435	105	*
Replacement or other repair of knee..... (81.42-81.47,81.54-81.55,00.80-00.84)	571	285	286	*	201	*	*	*
Operations on muscle, tendon, fascia and bursa..... (82-83)	1,274	636	637	*	319	635	196	88
Operations on the integumentary system..... (85-86)	4,340	3,405	935	131	1,497	1,767	566	380
Biopsy of breast..... (85.11-85.12)	*	*	*	-	*	86	*	*
Local excision of lesion of breast (lumpectomy)..... (85.21)	268	*	*	*	64	151	*40	*
Excision or destruction of lesion or tissue of skin and subcutaneous tissue..... (86.2-86.4)	1,219	734	485	*	323	449	182	171
Miscellaneous diagnostic and therapeutic procedures and new technologies..... (87-99,00.01-00.03,00.09-00.19,00.21-00.25,00.28-00.29,00.31-00.35,00.39,00.56,00.58-00.59,00.67-00.69,17.62,17.69,17.70,38.24,38.25,00.91-00.94,17.4)	5,892	3,102	2,790	228	1,225	2,358	1,158	923
Operations on the endocrine system, on the hemic and lymphatic system, and obstetrical procedures..... (06-07,40-41,72-75)	348	285	63	*	104	135	*62	32

* Figure does not meet standards of reliability or precision. An asterisk with a number indicates that the estimate is based on a relatively small number of cases, and while reliable, should be used with caution.
 — Quantity zero.

NOTE: Procedure categories and code numbers are based on the *International Classification of Diseases, Ninth Revision, Clinical Modification* (ICD-9-CM).

SOURCE: NCHS, National Hospital Ambulatory Medical Care Survey, 2010.

Table 4. Standard errors of ambulatory surgery procedures in hospitals and ambulatory surgery centers, by procedure category, sex, and age: United States, 2010

Procedure category and ICD-9-CM code	Sex		Age group (years)				
	Total	Female	Male	Under 15	15-44	45-64	65-74 75 and over
				Standard error			
All procedures	4,040	2,250	1,844	492	972	1,806	765 591
Operations on the nervous system.....(01-05,1761)	703	398	316	*	240	377	90 92
Injection of agent into spinal canal.....(03.91-03.92)	557	305	265	*	208	297	74 82
Release of carpal tunnel.....(04.43)	102	61	45	—	14	61	24 *16
Operations on the eye.....(08-16)	1,005	569	454	21	80	318	322 392
Operations on eyelids.....(08)	203	130	100	*	*	106	69 *
Extraction of lens.....(13.1-13.6)	370	217	159	*	*	77	133 179
Insertion of prosthetic lens (pseudophakos).....(13.7)	356	213	147	*	*	76	124 163
Operations on the ear.....(18-20)	188	107	94	184	12	16	* *
Myringotomy with insertion of tube.....(20.01)	161	91	83	152	*	*	* *
Operations on the nose, mouth, and pharynx.....(21-29)	312	155	173	194	88	101	35 *17
Incision, excision and destruction of nose and lesion of nose.....(21.1,21.3-21.4,21.6)	68	*	25	*	22	*	* *
Turbinectomy.....(21.6)	31	18	20	*	19	*11	* *
Repair and plastic operations on the nose.....(21.8)	78	*	32	*	35	29	* *
Operations on nasal sinuses.....(22)	92	48	59	*	35	*	* *
Tonsillectomy with or without adenoidectomy.....(28.2-28.3)	65	36	38	53	16	*	* *
Adenoidectomy without tonsillectomy.....(28.6)	15	*8	*10	14	*	*	* *
Operations on the respiratory system.....(30-34)	38	22	24	*	*11	17	*9
Bronchoscopy with or without biopsy.....(33.21-33.24,33.27,33.71-33.73,33.78-33.79)	18	*12	11	*	*	*8	* *
Operations on the cardiovascular system.....(35-39,00.40-00.49,00.50-00.55,00.57,00.61-00.66,17.51-17.52,17.71)	197	98	109	*	18	62	105 53
Cardiac catheterization.....(37.21-37.23)	88	37	54	*	*	27	* *
Operations on the digestive system.....(42-54,17.1-17.3,17.63)	1,148	608	555	*	196	599	278 144
Dilation of esophagus.....(42.92)	32	23	14	*	*	15	*9 *11
Endoscopy of small intestine with or without biopsy.....(45.11-45.14,45.16)	290	171	128	*	69	144	60 47
Endoscopy of large intestine with or without biopsy.....(45.21-45.25)	560	292	280	*	82	319	132 83
Endoscopic polypectomy of large intestine.....(45.42)	195	93	108	*	*	106	77 35
Laparoscopic cholecystectomy.....(51.23)	64	48	20	*	27	31	* *
Hernia repair.....(53.0-53.9,17.1-17.2)	113	31	89	*	30	63	14 18
Repair of inguinal hernia.....(53.0-53.1,17.1-17.2)	72	*	61	*	19	37	11 16
Operations on the urinary system.....(55-59)	184	79	114	*20	61	67	49 33
Cystoscopy with or without biopsy.....(57.31-57.33)	75	38	44	*	31	25	21 15
Operations on the male genital organs.....(60-64)	106	—	106	*	16	*	* *15
Operations on the female genital organs.....(65-71)	223	223	—	*	145	81	19 *
Hysteroscopy.....(68.12)	33	33	—	*	17	17	* *
Dilation and curettage of uterus.....(69.0)	42	42	—	—	23	21	* *

See footnotes at end of table.

Table 4. Standard errors of ambulatory surgery procedures in hospitals and ambulatory surgery centers, by procedure category, sex, and age: United States, 2010—Con.

Procedure category and ICD-9-CM code	Sex		Age group (years)				
	Total	Female	Male	Under 15	15-44	45-64	65-74 75 and over
Operations on the musculoskeletal system.....	1,156	667	501	36	305	685	144
Partial excision of bone.....	35	27	18	*	9	26	*7
Reduction of fracture.....	50	19	36	*10	24	16	*
Injection of therapeutic substance into joint or ligament.....	58	43	20	*	*	32	*14
Removal of implanted devices from bone.....	37	27	15	*	16	22	*
Excision and repair of bunion and other toe deformities.....	72	69	*13	*	28	41	*15
Arthroscopy of knee.....	168	80	91	*	47	100	22
Excision of semilunar cartilage of knee.....	177	79	103	*	39	124	26
Replacement or other repair of knee.....	141	80	66	*	36	*	*
Operations on muscle, tendon, fascia and bursa.....	201	113	96	*	62	102	44
Operations on the integumentary system.....	496	423	111	32	217	254	65
Biopsy of breast.....	*	*	*	—	*	21	*
Local excision of lesion of breast (lumpectomy).....	39	39	*	*	15	26	*10
Excision or destruction of lesion or tissue of skin and subcutaneous tissue.....	129	103	56	*	58	66	37
Miscellaneous diagnostic and therapeutic procedures and new technologies.....	750	376	385	50	186	327	183
Operations on the endocrine system, on the hemic and lymphatic system, and obstetrical procedures.....	50	45	14	*	21	25	*13
							*9

* Figure does not meet standards of reliability or precision. An asterisk with a number indicates that the estimate is based on a relatively small number of cases, and while reliable, should be used with caution.
— Quantity zero.

NOTE: Procedure categories and code numbers are based on the *International Classification of Diseases, Ninth Revision, Clinical Modification* (ICD-9-CM).

SOURCE: NCHS, National Hospital Ambulatory Medical Care Survey, 2010.

Technical Notes

Data processing and medical coding were performed by SRA International, Inc., Durham, N.C. Editing and estimation were completed by the National Center for Health Statistics.

Estimation

Because of the complex multistage design of the National Hospital Ambulatory Medical Care Survey (NHAMCS), the survey data must be inflated or weighted to produce national estimates. The estimation procedure produces essentially unbiased national estimates and has three basic components: (a) inflation by reciprocals of the probabilities of sample selection, (b) adjustment for nonresponse, and (c) population weighting ratio adjustments. These three components of the final weight are described in more detail elsewhere (11).

Because NHAMCS ambulatory surgery data are collected from a sample of visits, persons with multiple visits during the year may be sampled more than once. Therefore, estimates are of the number of visits to, or procedures performed in, hospital ambulatory surgery locations and ASCs, and not the number of persons served by these facilities.

Standard errors

The standard error is primarily a measure of sampling variability that occurs by chance because only a sample, rather than the entire universe, is surveyed. Estimates of the sampling variability for this report were calculated using Taylor approximations in SUDAAN, which take into account the complex sample design of NHAMCS. A description of the software and the approach it uses has been published elsewhere (23). The standard errors of estimates presented in the tables of this report are included, either as part of the table or, in the case of Table 3, in a separate table (Table 4).

Data analyses were performed using the statistical packages SAS, version 9.3 (SAS Institute, Cary, N.C.) and SAS-callable SUDAAN, version 10.0

(RTI International, Research Triangle Park, N.C.).

Testing of significance and rounding

Differences in the estimates were evaluated using a two-tailed *t* test ($p < 0.05$). Terms such as “higher than” and “less than” indicate that differences are statistically significant. Terms such as “similar” or “no difference” indicate that no statistically significant difference exists between the estimates being compared. A lack of comment on the difference between any two estimates does not mean that the difference was tested and found not to be significant.

Estimates of counts in the tables have been rounded to the nearest thousand. Therefore, estimates within tables do not always add to the totals. Rates and percentages were calculated from unrounded figures and may not precisely agree with rates and percentages calculated from rounded data.

Nonsampling errors

As in any survey, results are subject to both sampling and nonsampling errors. Nonsampling errors include reporting and processing errors as well as biases due to nonresponse and incomplete response. The magnitude of the nonsampling errors cannot be computed. However, efforts were made to keep these errors to a minimum by building procedures into the operation of the survey. To eliminate ambiguities and encourage uniform reporting, attention was given to the phrasing of items, terms, and definitions.

Quality control procedures and consistency and edit checks reduced errors in data coding and processing. A 5% quality control sample of survey records was independently keyed and coded. Item nonresponse rates were generally low, but levels of nonresponse did vary among different variables. The data shown in this report are based upon items with low nonresponse.

Use of tables

The estimates presented in this report are based on a sample, and therefore may differ from the number that would

be obtained if a complete census had been taken. The estimates shown in this report include surgical procedures, such as tonsillectomy; diagnostic procedures, such as ultrasound; and other therapeutic procedures, such as injection or infusion of cancer chemotherapeutic substance.

In 2010, up to seven procedures were coded for each visit. All listed procedures include all occurrences of the procedure coded regardless of the order on the medical record.

The procedure data in this report are presented by chapter of the *International Classification of Diseases, Ninth Revision, Clinical Modification* (ICD-9-CM). In the Results section, selected chapters with large numbers of procedures are discussed along with specific categories of procedures performed 1 million or more times. The latter categories are included to give some examples of what was included under the chapters.

Table 3 presents data using ICD-9-CM codes for chapters of procedures as well as selected procedures within these chapters. The procedures selected for inclusion in Table 3 were those with relatively large frequencies, or because there was a clinical, epidemiological, or health services interest in them.

Data from the 2010 NHAMCS showed that an estimated 479,000 ambulatory surgery visits ended with an admission to the hospital as an inpatient. The visits made by these patients were included in this report [as they were in the 2006 National Survey of Ambulatory Surgery (NSAS) Report] (2), and the ambulatory surgery procedures they received were included in the estimates for all listed procedures.

Estimates were not presented in this report if they were based on fewer than 30 cases in the sample data or if the relative standard error (RSE) was greater than 30%. In these cases, only an asterisk (*) appears in the tables. The RSE of an estimate is obtained by dividing the standard error by the estimate itself. The result is then expressed as a percentage of the estimate. Estimates based on 30 to 59 cases include an asterisk because, while their RSE is less than 30%, these estimates are based on a relatively small number of cases and should be used with caution.

**U.S. DEPARTMENT OF
HEALTH & HUMAN SERVICES**

Centers for Disease Control and Prevention
National Center for Health Statistics
3311 Toledo Road, Room 4551, MS P08
Hyattsville, MD 20782-2064

FIRST CLASS MAIL
POSTAGE & FEES PAID
CDC/NCHS
PERMIT NO. G-284

OFFICIAL BUSINESS
PENALTY FOR PRIVATE USE, \$300

For more NCHS NHSRs, visit:
<https://www.cdc.gov/nchs/products/nhsr.htm>.



National Health Statistics Reports ■ Number 102 ■ February 28, 2017

Suggested citation

Hall MJ, Schwartzman A, Zhang J, Liu X.
Ambulatory surgery data from hospitals and
ambulatory surgery centers: United States,
2010. National health statistics reports; no 102.
Hyattsville, MD: National Center for Health
Statistics. 2017.

Copyright information

All material appearing in this report is in
the public domain and may be reproduced
or copied without permission; citation as to
source, however, is appreciated.

National Center for Health Statistics

Charles J. Rothwell, M.S., M.B.A., *Director*
Jennifer H. Madans, Ph.D., *Associate Director
for Science*

Division of Health Care Statistics

Denys T. Lau, Ph.D., *Acting Director*
Alexander Strashny, Ph.D., *Associate Director
for Science*

For e-mail updates on NCHS publication releases, subscribe online at: <https://www.cdc.gov/nchs/govdelivery.htm>.
For questions or general information about NCHS: Tel: 1-800-CDC-INFO (1-800-232-4636) • TTY: 1-888-232-6348
Internet: <https://www.cdc.gov/nchs> • Online request form: <https://www.cdc.gov/info>
DHHS Publication No. 2017-1250 • CS273765

Ambulatory Surgery Centers

A Positive Trend in Health Care



Ambulatory surgery centers (ASCs) are health care facilities that offer patients the convenience of having surgeries and procedures performed safely outside the hospital setting. Since their inception more than four decades ago, ASCs have demonstrated an exceptional ability to improve quality and customer service while simultaneously reducing costs. At a time when most developments in health care services and technology typically come with a higher price tag, ASCs stand out as an exception to the rule.

A TRANSFORMATIVE MODEL FOR SURGICAL SERVICES

As our nation struggles with how to improve a troubled and costly health care system, the experience of ASCs is a great example of a successful transformation in health care delivery.

Forty years ago, virtually all surgery was performed in hospitals. Waits of weeks or months for an appointment were not uncommon, and patients typically spent several days in the hospital and several weeks out of work in recovery. In many countries, surgery is still performed this way, but not in the US.

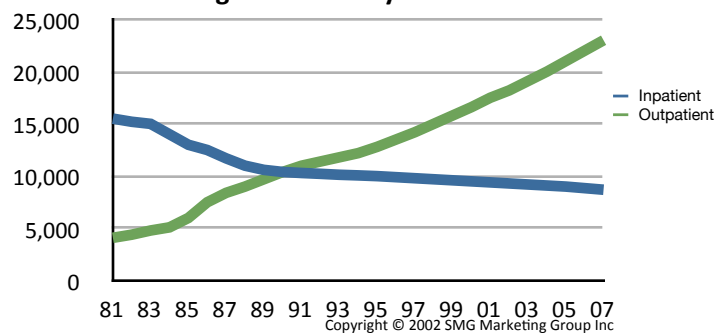
Physicians have taken the lead in the development of ASCs. The first facility was opened in Phoenix, Arizona, in 1970 by two physicians who saw an opportunity to establish a high-quality, cost-effective alternative to inpatient hospital care for surgical services. Faced with frustrations like scheduling delays, limited operating room availability, slow operating room turnover times, and challenges in obtaining new equipment due to hospital budgets and policies, physicians were looking for a better way—and developed it in ASCs.

Today, physicians continue to provide the impetus for the development of new ASCs. By operating in ASCs instead of hospitals, physicians gain increased control over their surgical practices.¹ In the ASC setting, physicians are able to schedule procedures more conveniently, assemble teams of specially trained and highly skilled staff, ensure that the equipment and supplies being used are best suited to their techniques, and design facilities tailored to their specialties and to the specific needs of their patients. Simply stated, physicians are striving for, and have found in ASCs, professional autonomy over their work environment and over the quality of care that has not been available to them in hospitals. These benefits explain why physicians who do not have ownership interest in an ASC (and therefore do not benefit financially from performing procedures in an ASC) choose to work in ASCs in such high numbers.

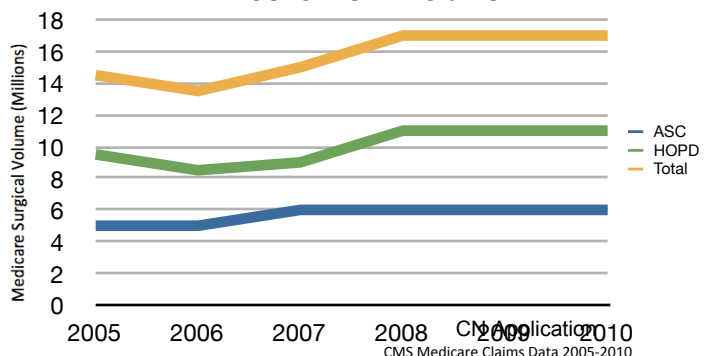
Given the history of their involvement in making ASCs a reality, it is not surprising that physicians continue to have at least some ownership in virtually all (90%) ASCs. But what is more interesting to note is how many ASCs are jointly owned by local hospitals that now increasingly recognize and embrace the value of the ASC model. According to the most recent data available, hospitals have ownership interest in 21% of all ASCs and 3% are owned entirely by hospitals.²

ASCs also add considerable value to the US economy, with a 2009 total nationwide economic impact of \$90 billion, including more than \$5.8 billion in tax payments. Additionally, ASCs employ the equivalent of approximately 117,700 full-time workers.³

Surgical Trends by Volume



ASC vs. HOPD Volume



ASCs PROVIDE CARE AT SIGNIFICANT COST SAVINGS

Not only are ASCs focused on ensuring that patients have the best surgical experience possible, they also provide cost-effective care that save the government, third party payors and patients money. On average, the Medicare program and its beneficiaries share in more than \$2.6 billion in savings each year because the program pays significantly less for procedures performed in ASCs when compared to the rates paid to hospitals for the same procedures. Accordingly, patient co-pays are also significantly lower when care is received in an ASC.

If just half of the eligible surgical procedures moved from hospital outpatient departments to ASCs, Medicare would save an additional \$2.4 billion a year or \$24 billion over the next 10 years. Likewise, Medicaid and other insurers benefit from lower prices for services performed in the ASC setting.

Currently, Medicare pays ASCs 58% of the amount paid to hospital outpatient departments for performing the same services. For example, Medicare pays hospitals \$1,670 for performing an outpatient cataract surgery while paying ASCs only \$964 for performing the same surgery.

This huge payment disparity is a fairly recent phenomenon. In 2003, Medicare paid hospitals only 16% more, on average, than it paid ASCs. Today, Medicare pays hospitals 72% more than ASCs for outpatient surgery. There is no health or fiscal policy basis for providing ASCs with drastically lower payments than hospital outpatient departments.

In addition, patients typically pay less coinsurance for procedures performed in the ASC than for comparable procedures in the hospital setting. For example, a Medicare beneficiary could pay as much as \$496 in coinsurance for a cataract extraction procedure performed in a hospital outpatient department, whereas that same beneficiary's copayment in the ASC would be only \$195.

Without the emergence of ASCs as an option for care, health care expenditures would have been tens of billions of dollars higher over the past four decades. Private insurance companies tend to save similarly, which means employers also incur lower health care costs when employees utilize ASC services. For this reason, both employers and insurers have recently been exploring ways to incentivize the movement of patients and procedures to the ASC setting.

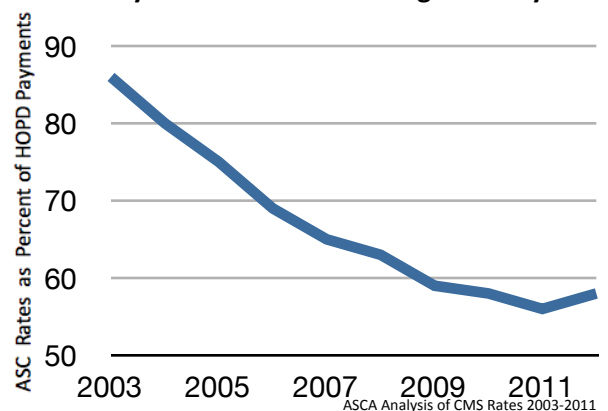
The long-term growth in the number of patients treated in ASCs, and resulting cost savings, is threatened by the widening disparity in reimbursement that ASCs and hospitals receive for the same procedures. In fact, the growing payment differential is creating a market dynamic whereby ASCs are being purchased by hospitals and converted into hospital outpatient departments. Even if an ASC is not physically located next to a hospital, once it is part of a hospital, it can terminate its ASC license and become a unit of the hospital, entitling the hospital to bill for Medicare services provided in the former ASC at the 72% higher hospital outpatient rates.

**Cost Comparison:
ASC v. Hospital Outpatient Department**

	Patient Cost		Medicare Cost	
	ASC Co-pay	HOPD Co-pay	Total Procedure Cost ASC	Total Procedure Cost HOPD
Cataract	\$193	\$490	\$964	\$1,670
Upper GI Endoscopy	\$68	\$139	\$341	\$591
Colonoscopy	\$76	\$186	\$378	\$655

ASCA Analysis of CMS Rates Effective 1 Jan. 2012

**The Gap Between ASC and HOPD
Payments Has Widened Significantly**

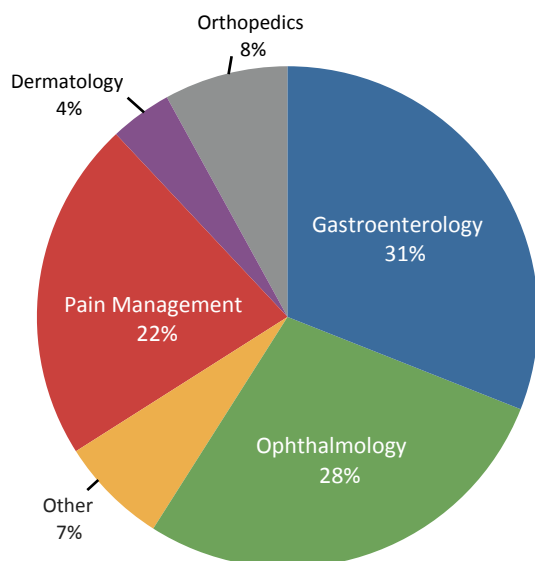


THE ASC INDUSTRY SUPPORTS DISCLOSURE OF PRICING INFORMATION

Typically, ASCs make pricing information available to their patients in advance of surgery. The industry is eager to make price transparency a reality, not only for Medicare beneficiaries, but for all patients. To offer maximum benefit to the consumer, these disclosures should outline the total price of the planned

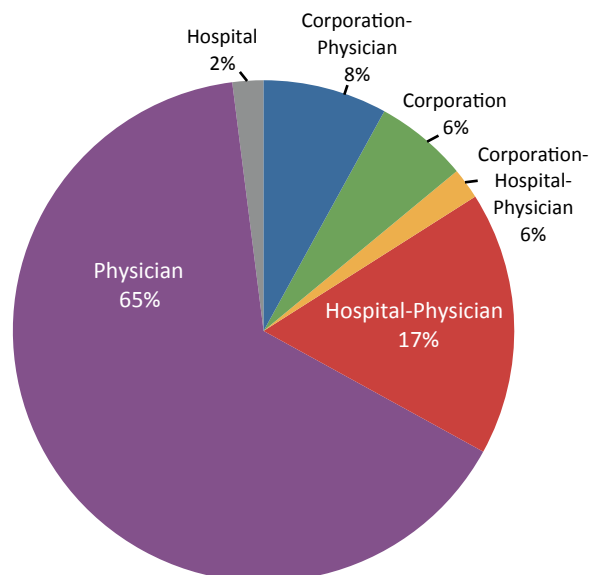
surgical procedure and the specific portion for which the patient would be responsible. This will empower health care consumers as they evaluate and compare costs for the same service amongst various health care providers.

Medicare Case Volume by Specialty



ASCA Analysis of CMS Claims Data 2010

ASC Ownership



ASCA's 2011 ASC Employee Salary & Benefits Survey

ASCs = Efficient Quality Care + Convenience + Patient Satisfaction

The ASC health care delivery model enhances patient care by allowing physicians to:

- Focus exclusively on a small number of processes in a single setting, rather than having to rely on a hospital setting that has large-scale demands for space, resources and the attention of management
- Intensify quality control processes since ASCs are focused on a smaller space and a small number of operating rooms, and
- Allow patients to bring concerns directly to the physician operator who has direct knowledge about each patient's case rather than deal with hospital administrators who almost never have detailed knowledge about individual patients or their experiences

Physician ownership also helps reduce frustrating wait-times for patients and allows for maximum specialization and patient-doctor interaction. Unlike large-scale institutions, ASCs

- Provide responsive, non-bureaucratic environments tailored to each individual patient's needs
- Exercise better control over scheduling, so virtually no procedures are delayed or rescheduled due to the kinds of institutional demands that often occur in hospitals (unforeseen emergency room demands)
- Allow physicians to personally guide innovative strategies for governance, leadership and most importantly, quality initiatives

As a result, patients say they have a 92% satisfaction rate with both the care and service they receive from ASCs.⁴ Safe and high quality service, ease of scheduling, greater personal attention and lower costs are among the main reasons cited for the growing popularity of ASCs.

ASCs ARE HIGHLY REGULATED TO ENSURE QUALITY AND SAFETY

ASCs are highly regulated by federal and state entities. The safety and quality of care offered in ASCs is evaluated by independent observers through three processes: state licensure, Medicare certification and voluntary accreditation.

Forty three states and the District of Columbia, currently require ASCs to be licensed in order to operate. The remaining seven states have some form of regulatory requirements for ASCs such as Medicare certification or accreditation by an independent accrediting organization. Each state determines the specific requirements ASCs must meet for licensure and most require rigorous initial and ongoing inspection and reporting.

All ASCs serving Medicare beneficiaries must be certified by the Medicare program. In order to be certified, an ASC must comply with standards developed by the federal government for the specific purpose of ensuring the safety of the patient and the quality of the facility, physicians, staff, services and management of the ASC. The ASC must demonstrate compliance with these Medicare standards initially and on an ongoing basis.

In addition to state and federal inspections, many ASCs choose to go through voluntary accreditation by an independent accrediting organization. Accrediting organizations for ASCs include The Joint Commission, the Accreditation Association for Ambulatory Health Care (AAAHC), the American Association for the Accreditation of Ambulatory Surgery Facilities (AAAASF) and

the American Osteopathic Association (AOA). ASCs must meet specific standards during on-site inspections by these organizations in order to be accredited. All accrediting organizations also require an ASC to engage in external benchmarking, which allows the facility to compare its performance to the performance of other ASCs.

In addition to requiring certification in order to participate in the Medicare program, federal regulations also limit the scope of surgical procedures reimbursed in ASCs. Even though ASCs and hospital outpatient departments are clinically identical, the Center for Medicare & Medicaid Services (CMS) applies different standards to the two settings.

Reporting Measures

Measure	Data Collection Begins
Patient Burn	Oct 1, 2012
Patient Fall	Oct 1, 2012
Wrong Site, Side, Patient, Procedure	Oct 1, 2012
Hospital Admission	Oct 1, 2012
Prophylactic IV Antibiotic Timing	Oct 1, 2012
Safe Surgery Check List Use	Jan 1, 2012
Volume of Certain Procedures	Jan 1, 2012
Influenza Vaccination Coverage for Health Care Workers	Jan 1, 2013

76 Federal Regulation 74492 - 74517

ASCs: A COMMITMENT TO QUALITY

Quality care has been a hallmark of the ASC health care delivery model since its earliest days. One example of the ASC community's commitment to quality care is the ASC Quality Collaboration, an independent initiative that was established voluntarily by the ASC community to promote quality and safety in ASCs.

The ASC Quality Collaboration is committed to developing meaningful quality measures for the ASC setting. Six of those measures have already been endorsed by the National Quality Forum (NQF). The NQF is a non-profit organization dedicated to improving the quality of health care in America, and the entity the Medicare program consults when seeking appropriate measurements of quality care. More than 20% of all ASCs are already voluntarily reporting the results of the ASC quality measures that NQF has endorsed.

Since 2006, the ASC industry has urged the CMS to establish a uniform quality reporting system to allow all ASCs to publicly demonstrate their performance on quality measures. Starting on October 1, 2012, a new quality reporting system for ASCs will begin and will encompass five of the measures that ASCs are currently reporting.

Specific Federal Requirements Governing ASCs

In order to participate in the Medicare program, ASCs are required to meet certain conditions set by the federal government to ensure that the facility is operated in a manner that assures the safety of patients and the quality of services.

ASCs are required to maintain complete, comprehensive and accurate medical records. The content of these records must include a medical history and physical examination relevant to the reason for the surgery and the type of anesthesia planned. In addition, a physician must examine the patient immediately before surgery to evaluate the risk of anesthesia and the procedure to be performed. Prior to discharge each patient must be evaluated by a physician for proper anesthesia recovery.

CMS requires ASCs to take steps to ensure that patients do not acquire infections during their care at these facilities. ASCs must establish a program for identifying and preventing infections, maintaining a sanitary environment and reporting outcomes to appropriate authorities. The program must be one of active surveillance and include specific procedures for prevention, early detection, control and investigation of infectious and communicable diseases in accordance with the recommendations of the Centers for Disease Control and Prevention. Thanks to these ongoing efforts, ASCs have very low infection rates.⁵

A registered nurse trained in the use of emergency equipment and in cardiopulmonary resuscitation must be available whenever a patient is in the ASC. To further protect patient safety, ASCs are also required to have an effective means of transferring patients to a hospital for additional care in the event of an emergency. Written guidelines outlining arrangements for ambulance services and transfer of medical information are mandatory. An ASC must have a written transfer agreement with a local hospital, or all physicians performing surgery in the ASC must have admitting privileges at the designated hospital. Although these safeguards are in place, hospital admissions as a result of complications following ambulatory surgery are rare.⁵

Continuous quality improvement is an important means of ensuring that patients are receiving the best care possible. An ASC, with the active participation of its medical staff, is required to conduct an ongoing, comprehensive assessment of the quality of care provided.

The excellent outcomes associated with ambulatory surgery reflect the commitment that the ASC industry has made to quality and safety. One of the many reasons that ASCs continue to be so successful with patients, physicians and insurers is their keen focus on ensuring the quality of the services provided.

Medicare Health and Safety Requirements

Required Standards	ASCs	HOPDs
Compliance with State licensure law	☑	☑
Governing body and management	☑	☑
Surgical services	☑	☑
Quality assessment and performance improvement	☑	☑
Environment	☑	☑
Medical staff	☑	☑
Nursing services	☑	☑
Medical records	☑	☑
Pharmaceutical services	☑	☑
Laboratory and radiologic services	☑	☑
Patient rights	☑	☑
Infection control	☑	☑
Patient admission, assessment and discharge	☑	☑

Source: 42 CFR 416 & 482

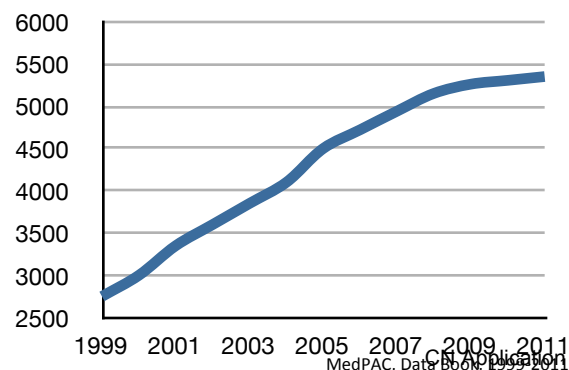
CONTINUED DEMAND FOR ASC FACILITIES

Technological advancement has allowed a growing range of procedures to be performed safely on an outpatient basis (unfortunately, however, Medicare has been slow to recognize these advances and assure that its beneficiaries have access to them). Faster acting and more effective anesthetics and less invasive techniques, such as arthroscopy, have driven this outpatient migration. Procedures that only a few years ago required major incisions, long-acting anesthetics and extended convalescence can now be performed through closed techniques utilizing short-acting anesthetics, and with minimal recovery time. As medical innovation continues to advance, more and more procedures will be able to be performed safely in the outpatient setting.

Over the years, the number of ASCs has grown in response to demand from the key participants in surgical care—patients, physicians and insurers. While this demand has been made possible by technology, it has been driven by patient satisfaction, efficient physician practice, high levels of quality and the cost savings that have benefited all.

However, in a troubling trend, the growth of ASCs has slowed in recent years. If the supply of ASCs does not keep pace with the demand for outpatient surgery that patients require, that care will be provided in the less convenient and more costly hospital outpatient department.¹²

Number of Medicare Certified ASCs



ASCs CONTINUE TO LEAD INNOVATION IN OUTPATIENT SURGICAL CARE

As a leader in the evolution of surgical care that has led to the establishment of affordable and safe outpatient surgery, the ASC industry has shown itself to be ahead of the curve in identifying promising avenues for improving the delivery of health care.

With a solid track record of performance in patient satisfaction, safety, quality and cost management, the ASC industry is already embracing the changes that will allow it to continue to play a leading role in raising the standards of performance in the delivery of outpatient surgical services.

As always, the ASC industry welcomes any opportunity to clarify the services it offers, the regulations and standards governing its operations, and the ways in which it ensures safe, high-quality care for patients.

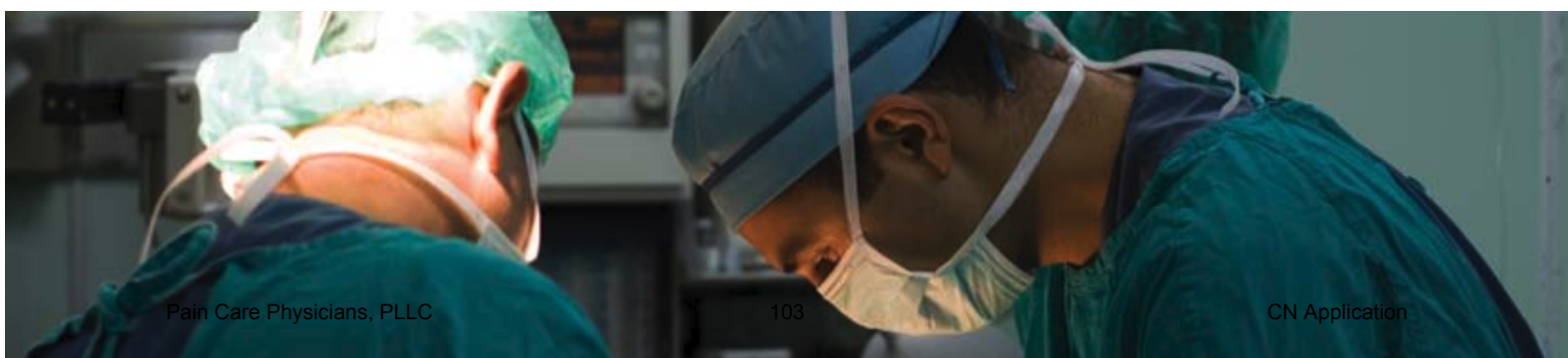
POLICY CONSIDERATIONS

Given the continued fiscal challenges posed by administering health care programs, policy makers and regulators should continue to focus on fostering innovative methods of health care delivery that offer safe, high-quality care so progressive changes in the nation's health care system can be implemented.

Support should be reserved for those policies that foster competition and promote the utilization of sites of service providing more affordable care, while always maintaining high quality and stringent safety standards. In light of the many benefits ASCs have brought to the nation's health care system, policymakers should develop and implement payment and coverage policies that increase access to, and utilization of, ASCs.

END NOTES

- 1 "Ambulatory Surgery Centers." Encyclopedia of Surgery. Ed. Anthony J. Senagore. Thomson Gale, 2004.
- 2 2004 ASC Salary and Benefits Survey, Federated Ambulatory Surgery Association, 2004.
- 3 Oxford Outcomes ASC Impact Analysis, 2010.
- 4 Press-Ganey Associates, "Outpatient Pulse Report," 2008.
- 5 ASCA Outcomes Monitoring Project, 3rd Quarter 2011.



Rising Cataract Surgery Rates: Demand and Supply

Jay C. Erie, MD - Rochester, Minnesota

Cataract surgery is the most frequently performed surgical procedure in many developed countries, providing significant, long-term, and cost-effective improvements in the quality of life for patients of all ages.^{1,2} Advances in cataract surgery techniques and technologies over the last decades have led to improved patient safety and better surgical outcomes, resulting in significant changes in the frequency with which cataract surgery is performed.

Longitudinal, population-based data on cataract surgery rates in the United States are limited. In this issue, Klein et al³ provide timely, informative, population-based data on the changing incidence of cataract surgery in Beaver Dam, Wisconsin, during the 20-year period when cataract surgery shifted from planned extracapsular cataract extraction to small-incision phacoemulsification. Klein et al report that the age- and sex-adjusted incidence of cataract surgery increased 6.5-fold between 1988-90 and 2008-10 (1.8% vs. 11.7%) in Beaver Dam residents aged 43 to 86 years. The greatest increases were seen in the most recent 5-year interval (between 2003-05 and 2008-10) in persons older than 65 years of age and in persons with a visual acuity better than 20/40 or without a clinically significant cataract as determined at an examination 5 years before cataract surgery.

The strengths of this study include its population basis, 2 decades of cataract surgery incidence, a standardized assessment of cataract status and visual acuity, avoidance of inclusion and recall bias, and adjustment for multiple potential risk factors. Its limitations include a small cohort size (4926 residents), a lack of geographic and racial diversity (99% white), and the interpretation of preoperative cataract status and visual acuity based on measurements performed up to 5 years before cataract surgery.

The World Health Organization has set a cataract surgery rate of 3000 per million people per year as the minimum necessary to eliminate cataract blindness.⁴ This rate is greatly exceeded in many developed countries (7000–11 000 per million persons),^{5–7} and surgery rates are steadily increasing. Increasing cataract surgery rates have been explained, in part, by an aging demographic structure, reduced thresholds of visual impairment as an indication for surgery, increased frequency of second eye surgery, and increasing expectations by patients for better vision.

What can we learn from the Beaver Dam Eye Study? First, the rising cataract surgery rates observed in Beaver Dam also were seen during the same time period in other areas of the United States and in many developed countries, albeit of a significantly lesser magnitude. Across the Mississippi river and 220 miles to the west of Beaver Dam, population-based data from Olmsted County, Minnesota

(population 144 248 in 2010), showed a lower, but steady 2.5-fold increase in the rate of incident cataract surgery over the same time period (4400 surgeries/million residents in 1990 and 10 000 in 2010).⁷ Furthermore, Olmsted County modeling showed that cataract surgery increased at a greater rate than could be attributed to changing demographics alone. Nationally, using U.S. Medicare beneficiary data, the rate of cataract surgery in persons older than 65 years of age increased 2.4-fold between 1987⁸ and 2004.⁹ In Australia, cataract surgery rates increased 1.4-fold between 2000 and 2005.⁵ Rising surgery rates in the U.S. senior population are not unique to ophthalmology. In orthopedic surgery, improved surgical techniques and implant technologies have led to a 1.6- to 2.7-fold increase in total knee and hip arthroplasties over a comparable time period.¹⁰

Although cataract surgery rates were on the rise in Beaver Dam, rates in Sweden had stabilized between 2002 and 2009 at 8000 to 9000 procedures per million persons.⁶ How were our Nordic colleagues able to accomplish this while at the same time slowly decreasing the surgery backlog, increasing the rate of second eye surgery, and operating on eyes with better preoperative Snellen visual acuity? The reason is multifactorial, but includes a limit on the number of annual cataract surgeries placed by many of Sweden's 22 counties/regions and increased competition for eye care resources from other fields within ophthalmology, primarily in the management of age-related macular degeneration. In 2008, the county of Stockholm removed the limit on the annual number of cataract surgeries allowed. Of note, cataract surgery rates subsequently increased in that area (Lundström M, personal communication, 2013).

Second, a reduced threshold of visual impairment is increasingly being used as an indication for surgery by surgeons, patients, and payers. Better preoperative vision before surgery has been documented in Beaver Dam, Olmsted County,⁷ Australia,⁵ Denmark,¹¹ England,¹² and Sweden.⁶ In Sweden, for example, the fraction of residents with a Snellen visual acuity of 20/40 or better in the eye planned for surgery has increased from 56% in 1992 to 78% in 2009.⁶ Not surprisingly, lower visual thresholds for surgery are associated with increased surgery rates. In Australia, when the visual impairment threshold changed from less than 20/200 to less than 20/30, cataract surgery rates increased approximately 5-fold.⁵ However, one needs to remember that Snellen acuity alone is a functionally incomplete measure of visual function, and other quantifiable factors such as contrast sensitivity and glare contribute to patient visual dissatisfaction.

It is important for readers to note that the comments by Klein et al³ regarding preoperative visual acuity threshold and

cataract status are based on measurements performed up to 5 years before cataract surgery. Although the authors think that it “seems unlikely” over a 5-year period “that a rapid change occurred in development of lens opacity and/or decreased vision related to cataract prior to surgery,” previous data from the Age-Related Eye Disease Study Research Group¹³ report the 5-year cumulative incidence of progression from a grade of no or mild lens opacity at baseline to a moderate cataract of any kind to be approximately 24% among participants aged 55 to 80 years. Rather than mistakenly infer that cataract surgery is being performed in eyes without a cataract, it is more likely that Beaver Dam ophthalmologists and their patients—similar to their colleagues and patients in Olmsted County and in other countries—have reduced their visual impairment threshold for cataract surgery.

Why are we observing an increasing demand for cataract surgery at lower visual impairment thresholds in nearly all age groups? Columnist Rich Karlgaard¹⁴ recently cited George Gilder, author of *Wealth and Poverty*, who argued that in economics, increased demand is due to increased supply. “The key is not an increase in the *same* supply, but rather an increase in a new, inventive supply that exceeds people’s expectations and takes them to new heights in their lives.”¹⁴ This statement, in my opinion, aptly describes cataract surgery over the last decades. Through improved technologies and techniques, today’s ophthalmologists can safely and quickly remove a cloudy crystalline lens and fairly predictably decrease or eliminate postoperative spherical and astigmatic error. Our ability to provide a new, innovative cataract surgery “supply” has provided better outcomes, improved quality of life, and exceeded patient expectations, consequently, and quite naturally this has driven increased patient “demand” for our service.

To paraphrase Steve Jobs, “People don’t know what they want until you show it to them.”¹⁵ For many patients, after first-eye cataract surgery, the previously minimally symptomatic 20/30 fellow eye now no longer seems adequate when compared with the new pseudophakic eye. The benefits of first-eye surgery seem to have changed our patients’ perceptions of disability and visual functioning in the fellow eye. This is evidenced by the significant increase in second-eye surgery in most surveys, now accounting for approximately 40% of all cataract operations. This is for good reason. Bilateral cataract surgery is cost-effective, improves patient satisfaction, and has better outcomes than surgery in one eye only.^{2,16,17} Disturbed motion perception, disturbed stereoaquity, and disturbances from anisometropia are reported disabilities that persist after unilateral cataract surgery or with a cataract in the fellow eye after first-eye surgery.¹⁸ Perhaps because of the documented benefits of bilateral cataract surgery, in the last 7 years we have seen a doubling of the rate of second-eye surgery in Olmsted County residents within the first 3 months after first-eye surgery (60% vs. 28%), with 86% of residents now undergoing second-eye surgery within 2 years of first-eye surgery.

Is more always better in cataract surgery? William Falk¹⁹ writes that “if humans can, we will — whether or not we should.” Human history amply demonstrates our tendency to race ahead of our ability to think through all of the

consequences of our actions. This has been the case recently with the capabilities of drone technology and Internet metadata-analysis. The many documented benefits of cataract surgery have led to an ever-increasing demand for cataract surgery and, as a consequence, steadily higher surgery rates and an increasing need for more resources. Is this appropriate?

I believe it is. To do otherwise is to encourage mediocrity. Continued improvements in cataract surgery “supply” have naturally and appropriately stimulated patient “demand” for better vision. Predicting if or when cataract surgery rates will level off or decline is difficult. Placing limits on the annual number of cataract surgeries performed or shifting more cost to the patient will be contentious. Regardless, it is our responsibility as surgeons to continue to innovate, to improve safety and outcomes, and to reduce costs so that we enhance the value of cataract surgery for every patient we serve.

References

1. Lundström M, Wendel E. Duration of self assessment benefit of cataract extraction: a long term study. *Br J Ophthalmol* 2005;89:1017–20.
2. Busbee BG, Brown MM, Brown GC, Sharma S. Incremental cost-effectiveness of initial cataract surgery. *Ophthalmology* 2002;109:606–13.
3. Klein BEK, Howard KP, Lee KE, Klein R. Changing incidence of lens extraction over twenty years: the Beaver Dam Eye Study. *Ophthalmology* 2014;121:5–9.
4. World Health Organization. Global Initiative for Elimination of Avoidable Blindness. Geneva, Switzerland: World Health Organization; 2000. WHO/PBL/97.61 Rev 2.
5. Taylor HR, Hien TV, Keefe JE. Visual acuity thresholds for cataract surgery and changing Australian population. *Arch Ophthalmol* 2006;124:1750–3.
6. Behnig A, Montan P, Stenevi U, et al. Once million cataract surgeries: Swedish National Cataract Register 1992–2009. *J Cataract Refract Surg* 2011;37:1539–45.
7. Gollogly HE, Hodge DO, St. Sauver JL, Erie JC. Increasing incidence of cataract surgery: population-based study. *J Cataract Refract Surg* 2013;39:1383–9.
8. Javitt JC, Kendix M, Tielsch JM, et al. Geographic variation in utilization of cataract surgery. *Med Care* 1995;33:90–105.
9. Schein OD, Cassard SD, Tielsch JM, Gower EW. Cataract surgery among Medicare beneficiaries. *Ophthalmic Epidemiology* 2012;19:257–64.
10. Singh JA. Epidemiology of knee and hip arthroplasty: a systematic review. *Open Orthop J* 2011;5:80–5.
11. Kessel L, Haargaard B, Boberg-Ans G, Henning V. Time trends in indications for cataract surgery. *J Clin Exp Ophthalmol* 2012;2:174.
12. Keenan T, Rosen P, Yeates D, Goldacre M. Time trends and geographical variation in cataract surgery rates in England: study of surgical workload. *Br J Ophthalmol* 2007;91:901–4.
13. Koo EK, Chang JR, Agron E, et al. Ten-year incidence rates of age-related cataract in the Age-Related Eye Disease Study (AREDS): AREDS report no. 33. *Ophthalmic Epidemiol* 2013;20:71–81.
14. Karlgaard R. Gilder’s Triumph. Knowledge and Power. *Forbes* July 15, 2013, p 30.
15. The 100 greatest Steve Jobs quotes. By Stephan Nale. Oct 2012 Permalink. Available at: www.complex.com/tech/2012/10/steve-jobs-quotes/unintended-consequences. Accessed October 28, 2013.

16. Lundström M, Stenevi U, Thorburn W. Quality of life after first and second-eye surgery; five-year data collected by the Swedish National Cataract Register. *J Cataract Refract Surg* 2001;27:1553–9.
17. Tan ACS, Tay WT, Zheng YF, et al. The impact of bilateral or unilateral cataract surgery on visual functioning; when does second eye cataract surgery benefit patients? *Br J Ophthalmol* 2012;96:846–51.
18. Lundström M, Albrecht C. Previous cataract surgery in a defined Swedish population. *J Cataract Refract Surg* 2003;29:50–6.
19. Falk W. *The Week*. June 21, 2013, Vol. 13 Issue 622, p. 16.

The future of cataract surgery

Changes lie ahead as pressure on surgeons increases

July 10, 2017

By [Frank Goes, MD](#)



As the most common procedure performed by the ophthalmic surgeon, in 2014, 4.3 million cataract operations took place in the European Union Member States. It is estimated that more than 23 million procedures will be performed worldwide in 2016.^{1,2}

Meanwhile, during the past 35 years, life expectancy has increased by 12 years in Western countries and by more than 25 years in most developing countries.^{3,4}

Since we know that the occurrence of cataract increases with age; that the prevalence of cataract is greater in developing countries; and that more than 70% of people aged older than 85 years are affected⁵, the medical community faces the threat of insufficient numbers of ophthalmic surgeons.

In the United States, some 9,000 ophthalmic surgeons were performing 3.6 million cataract surgeries in 2015.² This means that in 5 years' time, 125,000 surgeons will be required to treat 50 million cataracts per year. In 10 years from now, the number of surgeons needed worldwide could soar to 250,000.

Faced with such numbers, robots and technicians will have to take over. Cataract surgery only recently became more automated, the femtosecond laser having taken over part of the job since 2013. Femtosecond laser-assisted cataract surgery will continue to grow in popularity and the recently introduced nanolaser photo-fragmentation takes over another significant part of the surgery. The insertion of a preloaded IOL by a technician or a robot might be a future development.

Beside robotics, technology will evolve to enable successful cataract procedures in both eyes during a single session, thus saving time. Immediately sequential bilateral cataract surgery will become the norm.

Techniques will also evolve so that treatment of both eyes on patients sitting in the upright position, as happens today in the dentist's chair, will be possible.

Further advancements could be that dilation of the pupil, an inconvenience that incapacitates patients for half a day, might no longer be necessary, and IOL power calculations might be made in the operating room on the day of surgery using ray-tracing techniques. Using three-dimensional technology, a preloaded IOL would be printed in the surgery room and personalised (unifocal-, bifocal- or accommodative) for each patient.

Also in the future, human intelligence is likely to find a way around the need to use an eye speculum for cataract surgery. Unmodified for more than 100 years since it was developed by Arruga and Barraquer, it is (probably) sometimes responsible for the only annoying sensation experienced by a patient during the procedure.

Finally, alternative potential strategies involving genetics are being explored for the prevention of cataracts that could lead to the end of cataract surgery.^{6,7}

In summary, implementation of these steps could provide an answer to the overwhelming increase of cataracts requiring treatment worldwide. It will be interesting to review things again in 10 years' time!

References

1. Eurostat. http://ec.europa.eu/eurostat/statistics-explained/index.php/Surgical_ope...
2. Lindstrom R. Thoughts on cataract surgery. *Review of Ophthalmology*. 9 March 2015.
3. The World Bank. <http://data.worldbank.org/indicator/SP.DYN.LE00.IN>
4. Eurostat. http://ec.europa.eu/eurostat/statistics-explained/index.php/File:Life_expectancy_at_bi 26/12/2016
5. Cataract Epidemiology: <http://www.news-medical.net/health/Cataract-Epidemiology.aspx>
6. Zhao L, *et al.* *Nature*. 2015;523:606-611
7. Mahesh Shanmugam P, *et al.* *Indian J Ophthalmol*. 2015;63:888-890

E: [\[email protected\]](#)

Dr Goes is medical director, Goes Eye Centre Left Bank in Antwerp, Belgium.

Dr Goes serves as a member of the *Ophthalmology Times Europe* Editorial Advisory Board. He did not indicate any proprietary interest relevant to the subject matter.



NOVEMBER 22, 2017

Media Contact: [Shantell Kirkendoll \(mailto: smkirk@umich.edu\)](mailto:smkirk@umich.edu) 734-764-2220

Increased use of ambulatory surgery centers for cataract surgery

Study shows major shift in ocular surgery from hospitals to surgery centers

National data shows a major shift in eye surgeries from hospitals to less expensive ambulatory surgery centers where care may be delivered faster and closer to home for some patients.



(Stock image) From cataract surgery to glaucoma procedures, more patients are having eye surgery at local surgery centers.

Over the past decade the proportion of cataract surgeries performed at surgery centers increased steadily, reaching 73 percent in 2014, compared to 43.6 percent in 2001.

[University of Michigan Kellogg Eye Center \(http://www.umkelloggeye.org\)](http://www.umkelloggeye.org) researchers revealed the increased use of surgery centers for cataract surgery, but say more research is needed to determine if there's a difference in safety between hospitals and surgery centers.

For the large study, published Nov. 22 in [JAMA Ophthalmology \(https://jamanetwork.com/journals/jamaophthalmology/article-abstract/2664081?utm_source=TWITTER&utm_medium=social_in&utm_term=1149707952&utm_content=content_engagement%7carticle_engagement&utm_campaign=article_alert&linkId=44592660\)](https://jamanetwork.com/journals/jamaophthalmology/article-abstract/2664081?utm_source=TWITTER&utm_medium=social_in&utm_term=1149707952&utm_content=content_engagement%7carticle_engagement&utm_campaign=article_alert&linkId=44592660), researchers used claims data for 369,320 enrollees age 40 and older in a nationwide managed care network who had cataract surgery during the 13-year period.

“The increase in utilization occurred in many U.S. communities such that in some places nearly every cataract surgery took place in an ambulatory care center,” says senior author [Joshua Stein](http://www.umkelloggeye.org/profile/1466/joshua-daniel-stein-md) (<http://www.umkelloggeye.org/profile/1466/joshua-daniel-stein-md>), M.D., a glaucoma specialist at Kellogg Eye Center and eye policy researcher at the U-M Institute of Healthcare Policy and Innovation.

Cataract surgery is extremely effective in restoring focusing power that can deteriorate with age. It carries little risk. But well-equipped hospitals are more prepared than a surgery center if medical complications happen.

Still the reasons for the increasing popularity of ambulatory surgery centers compared to hospital-based care include convenience, lower out-of-pocket costs for patients and decreased cost-per-case for insurers.

One analysis estimated that cataract surgeries performed at ambulatory surgery centers rather than hospitals saved Medicare \$829 million in 2011.

Consumers save from the shift to surgery centers where average cataract co-pay in 2014 was \$190 compared to \$350 at a hospital outpatient department, authors write.

Patients were more likely to undergo cataract surgery at an ambulatory surgery center if they were younger age, had higher income, and lived in states without certificate-of-need laws. CON laws regulate the number of ambulatory care centers permitted to operate.

More affluent people were more likely to live in communities with more ambulatory care centers. This may have the indirect impact of limiting access to cataract surgery for less affluent patients.

“The increased use of ambulatory care centers raises questions about access and the effect on surgical outcomes, patient safety and patient satisfaction,” says [Brian Stagg, M.D.](http://www.umkelloggeye.org/profile/4333/brian-craig-stagg-md) (<http://www.umkelloggeye.org/profile/4333/brian-craig-stagg-md>), the study’s lead author and a clinical scholar at the U-M Institute for Healthcare Policy and Innovation.

The shift is happening beyond cataract surgery and includes cornea, glaucoma, retina and strabismus surgery.

The rate of increase in ambulatory surgery center use for cataract surgery of 2.34% a year was similar to the rate of increase for strabismus surgery and retina surgery.

The rate of increase for glaucoma surgery was faster than cataract surgery. The rate of increase for cornea surgery was slower than cataract surgery.

Physicians / Providers

News

[Michigan Medicine offers groundbreaking surgery to restore eye sensation](/news/archive/201801/michigan-medicine-offers-groundbreaking-surgery-restore-eye)

[\(/news/archive/201801/michigan-medicine-offers-groundbreaking-surgery-restore-eye\)](/news/archive/201801/michigan-medicine-offers-groundbreaking-surgery-restore-eye)

[U of M Med School Associate Dean Tackles Difficult Discussions Doctors have with Patients on New Podcast](/news/archive/201801/u-m-med-school-associate-dean-tackles-difficult-discussions)
[\(/news/archive/201801/u-m-med-school-associate-dean-tackles-difficult-discussions\)](/news/archive/201801/u-m-med-school-associate-dean-tackles-difficult-discussions)

[University of Michigan Opens Second Clinical Simulation Center](/news/archive/201801/university-michigan-opens-second-clinical-simulation-center)

[\(/news/archive/201801/university-michigan-opens-second-clinical-simulation-center\)](/news/archive/201801/university-michigan-opens-second-clinical-simulation-center)

[More News \(/news/topic/all/all\)](/news/topic/all/all)

NOTICE: Except where otherwise noted, all articles are published under a [Creative Commons Attribution 3.0](http://creativecommons.org/licenses/by/3.0/) (<http://creativecommons.org/licenses/by/3.0/>) license. You are free to copy, distribute, adapt, transmit, or make commercial use of this work as long as you attribute Michigan Medicine as the original creator and include a link to this article.

Major shift in performing cataract surgery at ambulatory surgery centers rather than hospitals.

Media Inquiries: 734-764-2220 8 a.m.-5 p.m. ET

734-936-4000 after hours, weekends, and holidays (ask for the PR person on call) umhsmedia@umich.edu
[\(mailto:umhsmedia@umich.edu\)](mailto:umhsmedia@umich.edu) for embargoed news, videos & more

By Elizabeth L. Munnich and Stephen T. Parente

DOI: 10.1377/hlthaff.2013.1281
HEALTH AFFAIRS 33,
NO. 5 (2014): 764–769
©2014 Project HOPE—
The People-to-People Health
Foundation, Inc.

Procedures Take Less Time At Ambulatory Surgery Centers, Keeping Costs Down And Ability To Meet Demand Up

Elizabeth L. Munnich (beth.munnich@louisville.edu) is an assistant professor of economics at the University of Louisville, in Kentucky.

Stephen T. Parente is a professor of finance and associate dean at the Carlson School of Management, University of Minnesota, in Minneapolis.

ABSTRACT During the past thirty years outpatient surgery has become an increasingly important part of medical care in the United States. The number of outpatient procedures has risen dramatically since 1981, and the majority of surgeries performed in the United States now take place in outpatient settings. Using data on procedure length, we show that ambulatory surgery centers (ASCs) provide a lower-cost alternative to hospitals as venues for outpatient surgeries. On average, procedures performed in ASCs take 31.8 fewer minutes than those performed in hospitals—a 25 percent difference relative to the mean procedure time. Given the rapid growth in the number of surgeries performed in ASCs in recent years, our findings suggest that ASCs provide an efficient way to meet future growth in demand for outpatient surgeries and can help fulfill the Affordable Care Act's goals of reducing costs while improving the quality of health care delivery.

Technological developments in medicine have dramatically changed the provision of surgical care in the United States during the past thirty years. Advances in anesthesia and the development of laparoscopic surgery in the 1980s and 1990s made it possible for patients to be discharged the same day as their surgery, whereas previously they would have had to spend several days in the hospital recovering.^{1,2} The introduction of the Medicare inpatient prospective payment system in 1983 created additional incentives for hospitals to shift patient care from inpatient to outpatient departments.³

Between 1981 and 2005 the number of outpatient surgeries nationwide—performed either in hospital outpatient departments or in free-standing ambulatory surgery centers (ASCs)—grew almost tenfold, from 3.7 million to over 32.0 million. Outpatient procedures represented over 60 percent of all surgeries in the United States in 2011, up from 19 percent in 1981.⁴

The expansion of health insurance coverage

under the Affordable Care Act (ACA) presents opportunities to explore new ways to accommodate the increased demand for outpatient services. In addition, the ACA's goals of reducing the cost and improving the quality of health care delivery makes it increasingly important to find alternatives to existing methods of care delivery that cost less and are in more flexible settings.

ASCs are such an alternative to hospital outpatient departments. The number of ASCs has grown quickly to meet the rising demand for outpatient surgery services since the 1980s.⁵ Whereas outpatient departments provide a range of complex services, including inpatient and emergency services, ASCs provide outpatient surgery exclusively. Since most ASCs focus on a limited number of services, they may provide higher-quality care at a lower cost than hospitals that offer a broad range of services.⁶ Similar to retail clinics that meet primary care needs, ASCs offer convenient, relatively low-cost access to health care services.⁷

This article addresses the possibilities for ASCs

to generate substantial cost savings in outpatient surgery by presenting new evidence on the cost advantages of these centers relative to hospital outpatient departments. This is particularly important in light of the anticipated growth in demand for outpatient surgeries, in part as a result of the ACA.

Background On Ambulatory Surgery Centers

The number of outpatient surgeries has grown considerably in the United States since the early 1980s. Outpatient surgery volume across both hospital-based and freestanding facilities grew by 64 percent between 1996 and 2006, according to the National Survey of Ambulatory Surgery.⁸

Physicians receive the same payment for an outpatient procedure, regardless of whether it occurred in an ASC or a hospital. However, payments to facilities differ between settings. In general, reimbursements for outpatient procedures in hospitals are higher than those for procedures in ASCs, to account for the fact that compared to ASCs, hospitals must meet additional regulatory requirements and treat patients whose medical conditions are more complex.⁹ However, there is little evidence about the extent of cost advantages of ASCs, since these facilities have not historically reported cost or volume data. In spite of the limited availability of information about ASC costs, the Centers for Medicare and Medicaid Services has adjusted the relative facility payments over time to reflect speculative cost differentials across the two types of outpatient surgery facilities.¹⁰

Changes in reimbursement levels for outpatient procedures have likely contributed to fluctuations in the number of ASCs in recent years. In 2000 Medicare's traditional cost-based reimbursement system for outpatient care in hospitals was replaced with the outpatient prospective payment system, which reimburses hospitals on a predetermined basis for what the service provided is expected to cost.

Noting the dramatic growth in outpatient surgeries performed in ASCs relative to hospitals around the same time, the Centers for Medicare and Medicaid Services subsequently made efforts to reduce ASCs' payments. The Medicare Prescription Drug, Improvement, and Modernization Act of 2003 froze ASCs' payment updates, and between 2008 and 2012 Medicare phased in a new system for ASCs' payments based on the outpatient prospective payment system.^{9,11} The rates were set so that for any outpatient procedure, payments to ASCs would be no more than 59 percent of payments made to hospitals, phased in fully by 2012. This policy change re-

duced incentives to treat patients in ASCs, which may have contributed to slower growth in this sector in recent years (Exhibit 1).

In spite of reduced incentives for treating patients outside of hospitals, growth in outpatient volume was greater in ASCs than in hospitals during the period 2007–11. For example, volume among Medicare beneficiaries grew by 23.7 percent in ASCs, compared to 4.3 percent in hospital outpatient departments (Exhibit 2). This suggests that physicians and patients still increasingly prefer outpatient surgery in ASCs to that in hospitals, because of either perceived advantages in cost and quality or resource constraints that inhibit hospitals' ability to meet the growing demand for outpatient surgeries.

ASCs have been praised for their potential to provide less expensive, faster services for low-risk procedures and more convenient locations for patients and physicians, compared to outpatient departments.^{11–14} However, if hospitals are better equipped to treat high-risk patients, treating higher-risk patients in ASCs could have negative consequences for patient outcomes.

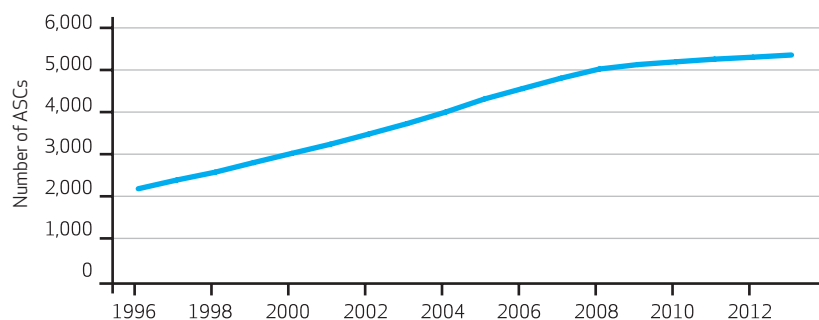
There is little evidence about the quality of care provided in ASCs or their ability to function as substitutes for hospitals in providing outpatient surgery. Comparisons of outcomes between these two types of outpatient facilities are complicated by the fact that ASCs tend to treat a healthier mix of patients than hospitals do. Thus, any differences in observed outcomes between the two settings could reflect differences in underlying patient health instead of differences in quality of care.

Elsewhere, we used variations in ASC use generated by changes in Medicare reimbursements to outpatient facilities to show that patients treated in ASCs fare better than those treated in hospitals.¹⁵ In particular, we considered the likelihood that patients undergoing one of the five highest-volume outpatient procedures¹⁶ visited an emergency department or were admitted to the hospital after surgery. These outcomes have been used in the medical literature as proxies for quality in outpatient surgical care.^{17,18} These measures are also interesting from a policy perspective: As of October 2012, as part of the Ambulatory Surgical Center Quality Reporting Program,¹⁹ ASCs are required to report transfers of patients directly from the ASC to a hospital and hospital admissions of ASC patients upon discharge from the facility.

Our findings indicate that the highest-risk Medicare patients were less likely than other high-risk Medicare patients to visit an emergency department or be admitted to a hospital following an outpatient surgery when they were treated in an ASC, even among similar patients

EXHIBIT 1

Number Of Medicare-Certified Ambulatory Surgery Centers (ASCs), 1996–2013



SOURCE Kay Tucker, director of communications, Ambulatory Surgery Center Association, October 29, 2013.

undergoing the same procedure who were treated by the same physician in an ASC and a hospital. These results indicate that ASCs provide high-quality care, even for the most vulnerable patients.

In this article we examine the question of whether or not ASCs are less costly than hospital outpatient departments. The answer to this question is not straightforward, since little is known about surgery cost and volume in ASCs. The often-cited cost differential between ASCs and outpatient departments is frequently attributed to differences in reimbursement rates for the two types of facilities, which reflect hospitals' greater complexity of patients and procedures. But for an average patient undergoing a high-volume procedure, are ASCs more efficient than hospital outpatient departments?

Study Data And Methods

Our analysis incorporated one important aspect of cost in the outpatient surgery setting: the time it takes to perform procedures in ASCs and hospital outpatient departments. For data on that time, we used the National Survey of Ambulatory

Surgery. This survey of outpatient surgery in hospitals and freestanding surgery centers in the United States was conducted by the Centers for Disease Control and Prevention from 1994 to 1996 and in 2006.

The 2006 data include patients' diagnoses, demographic characteristics, and surgical procedures, as well as information about length of surgery and recovery for 52,000 visits at 437 facilities. There are four length-of-surgery measures: time in the operating room; time in surgery (a subset of time in the operating room); time in postoperative care; and total procedure time (time in the operating room, time in postoperative care, and transport time between the operating room and the recovery room).

Previous research has documented differences in surgery time between ASCs and hospital outpatient departments.^{12,20} However, observed differences in procedure time may reflect underlying differences in patients' characteristics, instead of differences in efficiency between the two types of facilities. To address this concern, we estimated the relationship between outpatient setting and procedure time, controlling for a patient's primary procedure, number of procedures, and characteristics such as underlying health and demographics.²¹

Study Results

It is the nature of outpatient procedures that the patient spends most of his or her time in a surgical facility preparing for and recovering from surgery, not actually undergoing the surgery (Exhibit 3). This suggests that organization, staffing, and specialization may play a large role in the cost differences between ASCs and hospital outpatient departments.

Our estimates of the time savings for ASC treatment suggest that ASCs are substantially faster than hospitals at performing outpatient procedures, after procedure type and observed patient characteristics are controlled for (Exhibit 4). On average, patients who were treated in ASCs spent 31.8 fewer minutes undergoing procedures than patients who were treated in hospitals—a difference of 25 percent relative to the mean procedure time of 125 minutes (Exhibit 3). Thus, for an ASC and a hospital outpatient department that have the same number of staff and of operating and recovery rooms, the ASC can perform more procedures per day than the hospital can.

We estimated the cost savings for an outpatient procedure performed in an ASC using the results presented above and estimates of the cost of operating room time. Estimated charges for this time are \$29–\$80 per minute, not including fees for the surgeon and anesthesia provider.²² Our

EXHIBIT 2

Number Of Outpatient Surgery Visits, By Facility Type, 2007 And 2011

Type	2007	2011	Change (%)
Ambulatory surgery center	373,284	461,718	23.7
Freestanding	260,466	344,292	32.2
Hospital-based	112,818	117,426	4.1
Hospital outpatient department	1,173,309	1,224,218	4.3
All types	1,546,593	1,685,936	9.0

SOURCE Authors' analysis of a 5 percent sample of Medicare claims data. **NOTE** The numbers of outpatient department visits include only those that involved at least one surgical procedure.

calculation suggests that even excluding physician payments and time savings outside of the operating room, ASCs could generate savings of \$363–\$1,000 per outpatient case.

These results support the claim that ASCs provide outpatient surgery at lower costs than hospitals. However, they provide little information about what is driving these cost differences.

Terrence Trentman and coauthors discuss several factors that affect patient flow and could result in differences in preoperative and recovery times for outpatient procedures between in ASCs and hospitals.²⁰ For example, compared to the situation in hospitals, in ASCs surgeons are more likely to be assigned to a single operating room for all cases, which reduces delays; the operating room is often closer to the preoperative and recovery rooms, because facilities are smaller; teams of staff have clearer and more consistent roles, with less personnel turnover; and staffing is not done by shifts—that is, staff members go home only after all cases are finished, which creates incentives to work quickly. In addition, hospitals may be more likely to have emergency add-on and bring-back cases for more complex cases that compete with outpatient procedures for operating room time.

These differences suggest that hospitals would have to adopt a substantially different and highly specialized organizational model to achieve the same efficiencies as ASCs.

Discussion

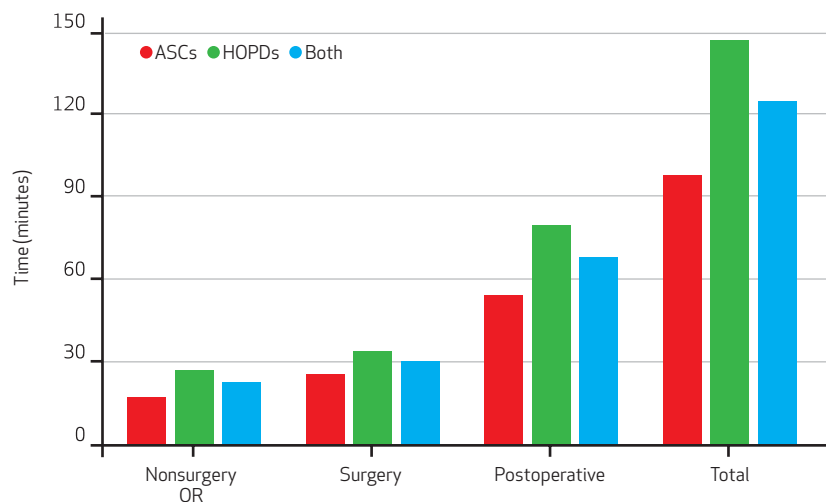
The findings presented here provide evidence that ASCs are a lower-cost alternative to hospitals for outpatient surgical procedures. The tremendous growth in the number of ASCs since the 1980s suggests that these facilities are quite flexible in meeting the growing demand for outpatient services. This is not surprising, given that ASCs have a smaller footprint than hospitals, which makes them less costly to build—particularly in urban environments, where available land may be scarce or difficult to acquire.

The Congressional Budget Office projects that as a result of the ACA, an additional twenty-five million people will have health insurance by 2016.²³ The question of whether the current supply of health care providers will be able to accommodate the anticipated surge in demand for services resulting from the ACA has received a considerable amount of attention.²⁴

To get a sense of the magnitude of the anticipated growth in the outpatient surgery market following the ACA, we used a microsimulation model to project hospital outpatient surgical volume through 2021 (for details about the model, see the online Appendix).²⁵ Our estimates indi-

EXHIBIT 3

Average Outpatient Surgical Procedure Time, By Facility Type, 2006

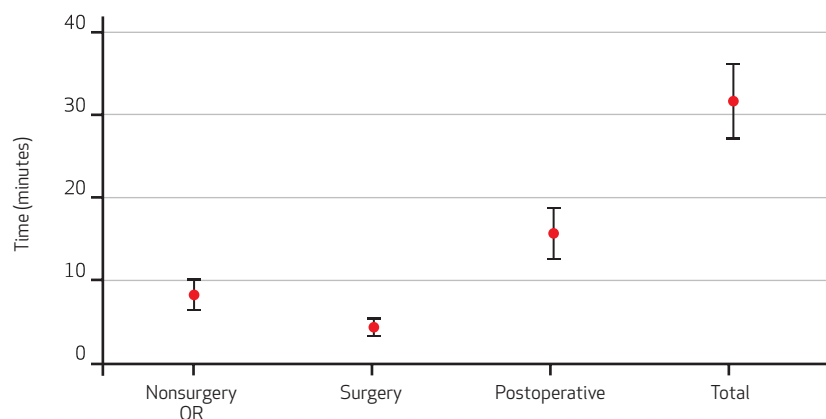


SOURCE Authors' analysis of data from the 2006 National Survey of Ambulatory Surgery. **NOTES** Estimates were weighted using sample weights. ASC is ambulatory surgery center. HOPD is hospital outpatient department. "Both" is both types of facilities. OR is operating room. "Total" is total procedure time, from entering the operating room to leaving postoperative care, as described in the text.

cated that outpatient surgical volume in hospitals alone will increase by 8–16 percent annually between 2014 and 2021, compared to annual

EXHIBIT 4

Estimated Time Savings for Ambulatory Surgery Centers (ASCs) Relative to Hospital Outpatient Departments



SOURCE Authors' analysis of data from the 2006 National Survey of Ambulatory Surgery. **NOTES** Estimates and standard error bars represent results from separate ordinary least squares regressions of nonsurgical time in the operating room, surgery time, postoperative recovery time, and total time on an indicator for treatment in an ASC. (Total time is total procedure time, from entering the operating room to leaving postoperative care, as described in the text.) All regressions controlled for primary procedure, total number of procedures, patient's risk score, age, sex, disability status, type of insurance, and an indicator for whether the facility was located in a Metropolitan Statistical Area. The full specifications for these regressions are available in the online Appendix (see Note 25 in text). Data were balanced across surgery and postoperative time components; the final sample included 34,467 observations. Estimates were weighted using sample weights. Standard errors were clustered at the facility level. All estimates are significant ($p < 0.01$). OR is operating room.

growth rates of 1–3 percent in the previous ten years.

We did not have adequate data on surgical volume in ASCs to produce an equally precise estimate for the projected demand in this sector attributable to the ACA. However, our results indicate substantial growth even in hospital outpatient surgical volume, which has been growing at a much slower rate than ASC surgical volume. The trends in the growth in the number of ASCs before the passage of the ACA and our model for projected growth in the number of hospital outpatient department procedures suggest that it will be increasingly important to identify ways to accommodate growing demand for outpatient surgery. This is particularly important since hospitals will also likely face increased demand for other types of outpatient visits besides surgery after the ACA is implemented.

The rapid growth in the number of procedures performed at ASCs in recent years is a good indication of the ability of the market to expand quickly when there are sufficient incentives for it to do so. The range of surgeries performed in ASCs has increased considerably since the 1980s. In 1981 Medicare covered 200 procedures that were provided in ASCs. Today about 3,600 different surgical procedures are covered under Medicare's ASC payment system.⁹ Consequently, the volume of procedures performed in ASCs has increased dramatically, and the share of all outpatient surgeries performed in freestanding ASCs increased from 4 percent in 1981 to 38 percent in 2005.^{26,27} The Ambulatory Surgery Center Association has estimated that roughly 5,300 ASCs provide more than twenty-five million procedures annually in the United States.²⁷

Physicians who have an ownership stake in an ASC obtain greater profits from performing procedures in these facilities rather than in hospitals. Since physicians receive the same payment for their services regardless of whether procedures are performed in an ASC or a hospital, one implication of ASCs' lowering the cost of outpatient surgery without the price being ad-

justed accordingly—therefore leading to higher profit per procedure—is that it could create greater incentives for providers to recommend unnecessary procedures in physician-owned ASCs, a concept known as demand inducement. Another consequence of demand inducement is that physicians may respond to the increased number of patients with health insurance—as a result of the ACA—by performing surgeries that are not clinically indicated. Future research should examine the implications of reductions in the cost of outpatient surgery for demand inducement.

Conclusion

The ASC market faces challenges to meeting increased demand for outpatient surgery. As noted above, recent reimbursement changes have lowered payments to ASCs, which reduces the incentives to start or expand these facilities.

This gap in reimbursement is likely to continue to widen because Medicare's reimbursement rates for hospital procedures are updated annually according to projected changes in hospital prices, whereas ASC reimbursements are updated annually according to projected changes in the prices of all goods purchased by urban consumers, and medical spending is increasing at a much faster rate than other spending in the US economy. Furthermore, the disparity between medical and other consumer spending is expected to increase over time.

Critics of ASCs argue that these facilities “cherry pick” profitable patients and procedures, diverting important revenue streams from hospitals.^{28–31} In combination with research on the quality of care in ASCs,¹⁵ the findings in this article indicate that ASCs are a high-quality, lower-cost substitute for hospitals as venues for outpatient surgery. Increased use of ASCs may generate substantial cost savings, helping achieve the ACA's goals of reducing the cost and improving the quality of health care delivery. ■

These findings were previously presented at the National Bureau of Economic Research Hospital Organization and Productivity Conference, Harwich, Massachusetts, October 4–5, 2013.

25 million

Procedures

The roughly 5,300 ASCs in the United States provide more than 25 million procedures each year.

NOTES

- 1 Sloss EM, Fung C, Wynn BO, Ashwood JS, Stoto MA. Further analyses of Medicare procedures provided in multiple ambulatory settings. Santa Monica (CA): RAND; 2006 Oct.
- 2 Kozak LJ, McCarthy E, Pokras R. Changing patterns of surgical care in the United States, 1980–1995. *Health Care Financ Rev.* 1999; 21(1):31–49.
- 3 Leader S, Moon M. Medicare trends in ambulatory surgery. *Health Aff (Millwood).* 1989;8(1):158–70.
- 4 American Hospital Association. Chartbook: trends affecting hospitals and health systems [Internet]. Chicago (IL): AHA; [cited 2014 Mar 25]. Available from: <http://www.aha.org/research/reports/tw/chartbook/index.shtml>
- 5 Winter A. Comparing the mix of patients in various outpatient surgery settings. *Health Aff (Millwood).* 2003;22(6):68–75.
- 6 Casalino LP, Devers KJ, Brewster LR. Focused factories? Physician-owned specialty facilities. *Health Aff (Millwood).* 2003;22(6):56–67.
- 7 Spetz J, Parente ST, Town RJ, Bazarko D. Scope-of-practice laws for nurse practitioners limit cost savings that can be achieved in retail clinics. *Health Aff (Millwood).* 2013;32(11):1977–84.
- 8 Authors' analysis of data from the 1996 and 2006 National Survey of Ambulatory Surgery.
- 9 Medicare Payment Advisory Commission. Report to the Congress: Medicare payment policy [Internet]. Washington (DC): MedPAC; 2003 Mar [cited 2014 Mar 25]. Available from: http://www.medpac.gov/documents/mar03_entire_report.pdf
- 10 Scully TA. Statement to the Federal Trade Commission on health care and competition law [Internet]. Washington (DC): FTC; 2003 Feb 26 [cited 2014 Mar 31]. Available from: http://www.ftc.gov/sites/default/files/documents/public_events/health-care-competition-law-policy-hearings/030226trans.pdf
- 11 Government Accountability Office. Medicare: payment for ambulatory surgical centers should be based on the hospital outpatient payment system [Internet]. Washington (DC): GAO; 2006 Nov [cited 2014 Mar 25]. (Report No. GAO-07-86). Available from: <http://www.gao.gov/assets/260/253992.pdf>
- 12 Hair B, Hussey P, Wynn B. A comparison of ambulatory perioperative times in hospitals and freestanding centers. *Am J Surg.* 2012;204(1):23–7.
- 13 Paquette IM, Smink D, Finlayson SR. Outpatient cholecystectomy at hospitals versus freestanding ambulatory surgical centers. *J Am Coll Surg.* 2008;206(2):301–5.
- 14 Grisel J, Arjmand E. Comparing quality at an ambulatory surgery center and a hospital-based facility: preliminary findings. *Otolaryngol Head Neck Surg.* 2009;141(6):701–9.
- 15 Munnich EL, Parente ST. Costs and benefits of competing health care providers: trade-offs in the outpatient surgery market [Internet]. Unpublished paper. 2014 Feb [cited 2014 Mar 25]. Available from: http://louisville.edu/faculty/elmunni01/research/Munnich_Parente_ASC_Quality.pdf
- 16 The five highest-volume procedures by ASC volume are cataract removals, other minor eye procedures, colonoscopies, upper gastrointestinal endoscopies, and minor musculoskeletal procedures. According to our calculations, the top five procedures account for 82 percent of claims in ASCs, compared to 74 percent of claims in hospital outpatient departments.
- 17 Fleisher LA, Pasternak LR, Herbert R, Anderson GF. Inpatient hospital admission and death after outpatient surgery in elderly patients: importance of patient and system characteristics and location of care. *Arch Surg.* 2004;139(1):67–72.
- 18 Hollingsworth JM, Saigal CS, Lai JC, Dunn RL, Strobe SA, Hollenbeck BK. Surgical quality among Medicare beneficiaries undergoing outpatient urological surgery. *J Urol.* 2012; 188(4):1274–8.
- 19 CMS.gov. ASC quality reporting [Internet]. Baltimore (MD): Centers for Medicare and Medicaid Services; [last modified 2012 Aug 16; cited 2014 Mar 25]. Available from: <http://www.cms.gov/Medicare/Quality-Initiatives-Patient-Assessment-Instruments/ASC-Quality-Reporting/>
- 20 Trentman TL, Mueller JT, Gray RJ, Pockaj BA, Simula DV. Outpatient surgery performed in an ambulatory surgery center versus a hospital: comparison of perioperative time intervals. *Am J Surg.* 2010;200(1):64–7.
- 21 We measured underlying patient health by generating patient risk scores using the Johns Hopkins University Adjusted Clinical Groups (ACG) System, version 10. This case-mix system uses *International Classification of Diseases*, Ninth Revision, Clinical Modification (ICD-9-CM), diagnosis codes and patient characteristics to construct measures of health status. The predictive modeling feature of the ACG software produces a concurrent weight that is a summary measure of the patient's current health status and resource use.
- 22 Macario A. What does one minute of operating room time cost? *J Clin Anesth.* 2010;22(4):233–6.
- 23 Congressional Budget Office. Insurance coverage provisions of the Affordable Care Act—CBO's February 2014 baseline [Internet]. Washington (DC): CBO; 2014 Feb [cited 2014 Mar 31]. Available from: <http://www.cbo.gov/sites/default/files/cbofiles/attachments/43900-2014-02-ACAtables.pdf>
- 24 See, for example, Dall TM, Gallo PD, Chakrabarti R, West T, Semilla AP, Storm MV. An aging population and growing disease burden will require a large and specialized health care workforce by 2025. *Health Aff (Millwood).* 2013;32(11):2013–20.
- 25 To access the Appendix, click on the Appendix link in the box to the right of the article online.
- 26 American Hospital Association. 2008 chartbook: trends affecting hospitals and health systems [Internet]. Chicago (IL): AHA; [cited 2014 Mar 25]. Available from: <http://www.aha.org/research/reports/tw/chartbook/2008chartbook.shtml>
- 27 Ambulatory Surgery Center Association. What is an ASC? [Internet]. Alexandria (VA): ASCA; 2013 [cited 2014 Mar 25]. Available from: <http://www.ascassociation.org/AdvancingSurgicalCare/AboutASCs/IndustryOverview>
- 28 Plotzke M, Courtemanche C. Does procedure profitability impact whether an outpatient surgery is performed at an ambulatory surgery center or hospital? *Health Econ.* 2011;20(7):817–30.
- 29 Bian J, Morrissey MA. Free-standing ambulatory surgery centers and hospital surgery volume. *Inquiry.* 2007;44(2):200–10.
- 30 Lynk WJ, Longley CS. The effect of physician-owned surgicenters on hospital outpatient surgery. *Health Aff (Millwood).* 2002;21(4):215–21.
- 31 Lynn G. Statement to the Federal Trade Commission on health care and competition law and policy [Internet]. Washington (DC): FTC; 2003 Mar 27 [cited 2014 Mar 31]. Available from: http://www.ftc.gov/sites/default/files/documents/public_events/health-care-competition-law-policy-hearings/030327ftctrans.pdf

Exhibit 7

2017 Charity Care in Washington Hospitals

January 2019

RCW 70.170

Hospital Charity Care and Financial Data
Health Systems Quality Assurance



DOH is committed to providing customers with forms and publications in appropriate alternate formats. Requests can be made by calling 800-525-0127 or by email at civil.rights@doh.wa.gov. TTY users dial 711.

Publication Number

DOH 346-084

For more information or additional copies of this report:

Health Systems Quality Assurance
Community Health Systems
P.O. Box 47853
Olympia, WA 98504-7853

360-236-4210

CharityCare@doh.wa.gov

Report Author

Randall Huyck, Community Health Systems



John Wiesman, DrPH
Secretary of Health

Contents

Executive Summary.....	1
Background on charity care in Washington.....	2
What is charity care?	2
What are hospitals required to report and when?.....	2
How do hospitals report charity care and how is it calculated?	3
2017 Washington charity care data.....	4
Statewide charity care charges for hospital fiscal year 2017	4
The Affordable Care Act and its initial impact on charity care	6
Distribution of charity care among Washington hospitals	7
Adjusting billed charges to determine actual cost of providing charity care	7
Contribution of all purchasers of care to hospital charity care	8
Uncompensated care in Washington.....	8
How does Washington compare to the U.S. in uncompensated care?	9
Summary	10
About this report	11
Appendix	12

Executive Summary

The Department of Health is required per [RCW 71.70.060](#) to annually update the public on the status of charity care performed by hospitals in Washington State. Hospitals in Washington cannot deny patients access to care based on an inability to pay. They are required to develop a charity care policy, and to submit financial data regarding charity care to the Department of Health (department). This report summarizes the charity care data received from Washington hospitals for the hospital fiscal years (FY) ending in 2017.

The department has noted an increase in hospitals reporting charity care data for the first time since 2013. Washington hospitals reported \$772 million in charity care charges in FY 2017, which amounts to \$263 million in actual expenses based on a cost-to-charge formula¹. These charges reflect an increase of 28 percent from those reported in FY 2016, which was 5 percent more than FY 2015.

The amount of money spent on hospital charity care services in Washington varies widely with the highest reporting hospital, Harborview Medical Center, accounting for 10 percent of the statewide total charity care charges. The median amount per hospital was \$1.48 million; however, the average was much higher at \$7.87 million because several hospitals provided significant amounts of charity care.

For more information on charity care, including detailed reports by hospital, click [here](#):

¹ Since the data in this report are based on billed charges, not the actual payment expected by the hospital, calculating the approximate cost of providing charity care can be estimated by applying a cost-to-charge ratio. Multiplying the dollars by the cost-to-charge ratio results in an approximate cost of what hospitals actually spent providing this service to patients. The statewide cost-to-charge ratio is 0.34. Based on the \$772 million reported in charity care charges in FY 2017, the overall cost of providing charity care statewide was about \$263 million.

Background on charity care in Washington

What is charity care?

Charity care is defined in chapter [70.170 RCW](#) as “necessary hospital health care rendered to indigent persons, to the extent that the persons are unable to pay for the care or to pay deductibles or coinsurance amounts required by a third-party payer, as determined by the department.”² A person is considered indigent under [WAC 246-453-040](#) if family income is at or below 200 percent of the federal poverty guidelines. Washington law prohibits hospitals from denying patient access to care based on inability to pay or adopting admission policies that significantly reduce charity care.

Patients with family incomes below 100 percent of the federal poverty guidelines are entitled to hospital services at no cost. Hospitals must also provide discounted care to patients between 100 percent and 200 percent of the poverty guidelines using a sliding scale ([WAC 246-453-040](#)). These are minimum requirements. Hospitals may extend free or discounted care to patients earning more than these levels, and many do. The charity care policies for each hospital in Washington may be found [here](#).

What are hospitals required to report and when?

Hospitals are required by law to submit charity care policies to the department for review at least 30 days before policies are adopted. Hospitals are also required to submit quarterly and year-end financial reports to the department using a uniform system of accounting. The department uses these financial reports to report charity care data and trends for the state each year. Fiscal years vary among hospitals in Washington, with hospital fiscal years ending on March 31, June 30, September 30, or December 31.

Hospitals are required to report total patient services revenue, also called billed charges, and the amount of patient services revenue that is written off as charity care. Hospitals are also required to report bad debt. Bad debt is different from charity care and is defined as uncollectible amounts, excluding contractual adjustments, arising from failure to pay by patients whose care has not been classified as charity care. All of these data are reported as part of the hospital’s year-end financial report.

Hospitals report financial data to the department on an income statement. Below is an abbreviated example of an income statement to illustrate the relationships between the various revenue sources and expenses.

² Please note the definition of charity care changed effective October 1, 2018. The new definition reads: Charity care means medically necessary hospital health care rendered to indigent persons when third-party coverage, if any, has been exhausted, to the extent that the persons are unable to pay for the care or to pay deductibles or coinsurance amounts required by a third-party payer, as determined by the department.

Hospital: Sample Community Hospital	Comment	Sample Hospital Revenue
= TOTAL PATIENT SERVICES REVENUE	Inpatient and outpatient revenue equivalent to Total Billed Charges	615,000,000
- Provision for Bad Debts	Unpaid charges billed to patients who are not eligible for charity care, deducted from total revenue	15,000,000
- Contractual Adjustments	Reductions from billed charges negotiated by insurance companies, deducted from total revenue	350,000,000
- Charity Care	Unpaid charges billed to patients eligible for charity care, deducted from total revenue	25,000,000
= NET PATIENT SERVICE REVENUE	Actual patient revenue received	225,000,000
+ OTHER OPERATING REVENUE	Actual revenue received for office rental, cafeteria income, etc.	10,000,000
= TOTAL OPERATING REVENUE	Actual patient revenue and other operating revenue	235,000,000
- TOTAL OPERATING EXPENSES	Total expenses for operating the hospital	220,000,000
= NET OPERATING REVENUE	Cash remaining after operation of patient services	15,000,000
+/- NON-OPERATING REVENUE-NET OF EXPENSES	Nonpatient revenue (investments, partnership fees)	5,000,000
= NET REVENUE BEFORE ITEMS LISTED BELOW	Operating plus nonoperating remainder	20,000,000
+/- EXTRAORDINARY ITEM	One time cash revenue or cash expenses	0
= NET REVENUE OR (EXPENSE)	Net cash remaining after all the transactions	20,000,000

How do hospitals report charity care and how is it calculated?

The amount of charity care reported by hospitals is based on patient services revenue, also known as billed charges. These charges are based on the hospital's charge master rate sheet, which sets the price for every treatment and supply category a hospital uses. Every patient's total bill is comprised of the sum of the charge master rates of the various services or supplies during the stay before any adjustments based on insurance status. All patients, regardless of insurance status, receive the same billed charges for the same services.

The billed charges reflect a markup that varies among hospitals and is significantly higher than the amount the hospital actually expects to be paid. Medicaid and Medicare pay a set rate for services regardless of billed charges, and private insurance companies negotiate with hospitals for large discounts off the master rate sheet.

Charity care is the amount of billed charges an indigent patient incurs for appropriate hospital-based medical services. Since these charges include the markup, the dollar amount of charity care reported by hospitals overestimates the true cost of providing charity care to indigent patients. To estimate the true cost of providing charity care, the department applies a cost-to-charge ratio.³

2017 Washington state charity care data

Statewide charity care charges for hospital fiscal year 2017

This report describes data collected from licensed Washington hospitals for their fiscal years (FY) ending in 2017. FY 2017 includes data for the 12 months prior to the end of each hospital's fiscal calendar, including data for months in 2016 if the fiscal year starts prior to January 1, 2017.

All charity care data for FY 2017 were due to the department by June 30, 2018. Although the department provides reminders and follow-up by phone and in writing to hospitals that are late in reporting data, some hospitals still have not provided data for their 2017 fiscal year. For 2017, 94 of 101 hospitals reported charity care information in year-end financial reports in time to be used in this report. Of the 7 hospitals that did not provide year-end reports, we have provided annual financial estimates for 4 hospitals based on their quarterly financial reports or audited financial statements⁴. For the other 3 hospitals, no charity care data are available because no FY 2017 financial reports were submitted to the department⁵.

Overall, Washington hospitals reported \$772 million of charity care charges written off in FY 2017. These charges amounted to 1.18 percent of total patient services revenue and 3.12 percent of adjusted patient services revenue. Adjusted patient services revenue is the amount of revenue for non-Medicare and non-Medicaid payers, which includes private insurance and self-pay. The proportion of patients covered by Medicare or Medicaid varies widely among hospitals. The use of adjusted patient services revenue allows for a comparison of hospital charity care as a percent of privately sponsored patient revenue.⁶

³ The formula is total operating expenses (the actual cost of running the hospital and providing services) divided by total patient services revenue (billed charges).

⁴ PeaceHealth Southwest Medical Center, Lake Chelan Community Hospital, PMH Medical Center, and Ferry County Memorial Hospital.

⁵ Astria Sunnyside Community Hospital, Adventist Health Walla Walla General Hospital (closed in early 2017), and Othello Community Hospital.

⁶ Adjusted patient services revenue subtracts Medicare and Medicaid specific patient services revenue from total patient services revenue to allow meaningful comparisons of charity care provided among hospitals. The federal Centers for Medicare and Medicaid Services (CMS) prohibits hospitals from billing patients for the difference between the billed charges and the Medicare or Medicaid payment levels set by CMS. Therefore, patients covered by Medicare or Medicaid can't be charity care patients. The proportion of patients covered by Medicare or Medicaid varies widely among hospitals.

From the years 2007 through 2017, statewide charity care charges increased by 15.6 percent over the 10-year period. Statewide hospital total patient services revenue, or billed charges, increased by 112 percent (Table 1). However, from 2013 to 2017, charity care decreased 46 percent while total patient services increased 35 percent. As a percent of total hospital patient services revenue, charity care charges dropped from 2.9 percent to 1.2 percent from 2013 to 2017 (Figure 1 and Table 1).

Figure 1. Statewide Hospital Charity Care in Washington as a Percent of Total Hospital Patient Service Revenue and as a Percent of Adjusted Patient Service Hospital Revenue, Fiscal Year 2007 - 2017.

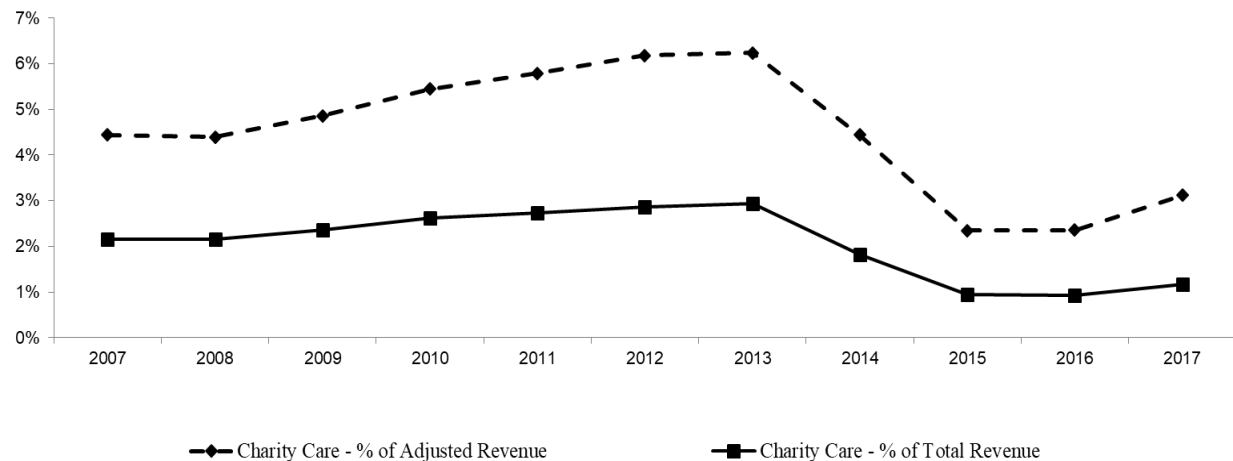


Figure 1 Notes: Adjusted patient service revenue is the total patient service hospital revenue minus Medicare and Medicaid patient service charges. Patient service revenue is the same as billed charges.

Table 1. Statewide Hospital Charity Care in Washington, Fiscal Year 2007-2017

Year	in Millions			Charity Care		Operating Margin %
	Total Patient Services Revenue	Adjusted Patient Services Revenue	Total Charity Care (Billed Charges)	% of Total Revenue	% of Adjusted Revenue	
2007	\$27,502	\$13,315	\$592	2.2%	4.4%	5.5%
2008	\$30,847	\$15,187	\$668	2.2%	4.4%	5.3%
2009	\$34,884	\$16,962	\$824	2.4%	4.9%	6.1%
2010	\$38,172	\$18,378	\$1,001	2.6%	5.4%	5.6%
2011	\$41,182	\$19,398	\$1,123	2.7%	5.8%	3.4%
2012	\$44,728	\$20,775	\$1,285	2.9%	6.2%	5.5%
2013	\$48,482	\$22,795	\$1,422	2.9%	6.2%	5.0%
2014	\$51,993	\$21,288	\$944	1.8%	4.4%	4.6%
2015	\$57,703	\$23,009	\$540	0.9%	2.3%	5.6%
2016	\$61,782	\$24,102	\$568	0.9%	2.4%	2.7%
2017	\$65,506	\$24,734	\$772	1.2%	3.1%	2.1%

Table 1 Notes: Adjusted patient service revenue is the total hospital revenue minus Medicare and Medicaid charges. Operating margin is the total hospital patient service operating revenue (net of deductions) minus total patient service operating expenses expressed as a percent. Note: Patient service revenue is the same as billed charges.

The Affordable Care Act and its initial impact on charity care

The Patient Protection and Affordable Care Act (ACA) was signed into law on March 23, 2010, putting into place provisions for expanding healthcare coverage, controlling healthcare costs, and improving the healthcare delivery system in the United States. The law, aimed at cost-containment, preventive wellness, and quality improvement, has been phased in with significant changes that may have impacted charity care taking effect in 2013, 2014, and 2017.

Three provisions of the ACA most visible to Washington patients—the individual mandate, Medicaid expansion, and creation of health benefit exchanges—all became effective in 2013 and 2014. A report published by the Washington State Office of Financial Management (OFM) estimates that 5.5 percent of the state’s population was uninsured in 2017, as compared to 5.8 percent in 2015 and 13.9 percent in 2012.⁷ The growth of the insured population in Washington led to a 48 percent decline in the amount of hospital charges written off to charity care from 2013 to 2017. Uninsured data for 2017 from OFM and at least two studies have shown modest increases in the uninsured population in both Washington and the U.S. as a whole.^{8,9} Should the number of uninsured patients increase, we can expect the utilization of charity care to increase.

Some of the elements of the ACA that took effect in 2017 were expiration of grandfathered non-ACA compliant insurance plans and elimination of some programs designed to help reduce risk insurers during the phase-in of the ACA. Each of those changes were expected to increase costs for employers and purchasers on the individual market.

A more significant part of the ACA that became effective in 2017 was full compliance with IRS section 501(r), which according to Becker’s Hospital Review continues “the IRS focus on the activities and policies of tax-exempt hospitals and the implication that tax-exempt hospitals must be required to ‘justify’ their tax-exempt status, especially with regard to serving patients unable to pay for the costs of their medical care. Internal audit and compliance plans will need to include oversight of these new policies.”¹⁰ Section 501(r) also imposed limitations on how much those hospitals may charge for emergency and medically necessary care, and placed restrictions on their billing and collections practices. If a hospital fails to comply with this section, it may be fined or lose its non-profit status. Although many of the charity care requirements of section 501(r) are similar to existing Washington regulations, hospitals’ efforts to comply with the new tax regulations may have increased the amount of charity care

⁷ OFM, Research Brief No. 89, “After a three year decline, Washington’s uninsured rate shows no change in 2017.”, <https://ofm.wa.gov/sites/default/files/public/dataresearch/researchbriefs/brief089.pdf>, December 2018

⁸ Sara R. Collins et al., “First Look at Health Insurance Coverage in 2018 Finds ACA Gains Beginning to Reverse: Findings from the Commonwealth Fund Affordable Care Act Tracking Survey, Feb.–Mar. 2018,” *To the Point* (blog), Commonwealth Fund, May 1, 2018.

⁹ Dan Witters, “Uninsured Rate Rises in 17 States in 2017,” <https://news.gallup.com/poll/233597/uninsured-rate-rises-states-2017.aspx>, Gallup, May 9, 2018.

¹⁰ Becker’s Hospital Review “501r – What does it mean to you?”

provided. IRS enforcement of that section led to revocation of at least one unidentified hospital's non-profit status in 2017.

Effective January 1, 2019, Congress removed the fiscal penalty in the individual mandate, one of the key provisions of the ACA driving increased insurance coverage. Disagreement exists about the full impact of this change, but some believe that repeal or significant roll-back of ACA could cause charity care to revert to pre-2014 levels.^{11,12}

Distribution of charity care among Washington hospitals

Charity care varied widely among hospitals, ranging from \$0 to \$79 million. The median amount of charity care per hospital was \$1.5 million; however, the average was much higher at \$7.9 million as several hospitals provided significant charity care. The amount varied among hospitals in rural and urban areas and in different geographic areas of the state. These variations do not seem to be explained by population size. Some of the variation may be a function of the proportion of hospital revenue coming from Medicare and Medicaid.

Differences in charity care among hospitals may reflect demographic differences in service areas, hospital service availability, and charity care practices within the hospital. A high level of reported charity care, for example, may reflect greater need for charity care in the community. Likewise, a low level of charity care may reflect a relative absence of need for charity care in a hospital's service area.

Adjusting billed charges to determine actual cost of providing charity care

Because billed charges reflect mark-ups that vary between hospitals and are significantly higher than the expected payment, determining the actual cost of providing charity care to eligible patients is challenging. One way to estimate the cost of providing charity care is to use a cost-to-charge ratio¹³. The formula is total operating expenses (the actual cost of running the hospital and providing services) divided by total patient services revenue (billed charges).

As an example of how the cost-to-charge ratio works, if a hospital had billed charges of \$1,000,000 and a cost-to-charge ratio of .345, the actual cost for that hospital to treat patients is \$345,000. If that same hospital reported charity care billed charges of \$100,000, the cost of

¹¹ The Pew Charitable Trusts, "Costs of Care for Uninsured Would Rise Steeply with Repeal of ACA," <http://www.pewtrusts.org/en/research-and-analysis/blogs/stateline/2017/01/06/costs-of-care-for-uninsured-would-rise-steeply-with-repeal-of-aca>, January 6, 2017.

¹² Fritz Busch, Paul R. Hutchens, "The Individual Mandate Repeal: Will it Matter?" <http://www.milliman.com/insight/2018/The-individual-mandate-repeal-Will-it-matter/> Milliman, March 1, 2018.

¹³ <http://medical-dictionary.thefreedictionary.com/hospital+cost-to-charge+ratio>

treating those patients is \$34,500. The higher the ratio, the closer the billed charges are to the actual cost of treating patients. This is only an estimate based on overall hospital performance.

Washington hospitals' cost-to-charge ratios range from .15 to 1.46. The statewide average was .47 with a majority of hospitals between .29 and .59. Below are some examples of cost-to-charge ratios for Washington hospitals, including a high, average, and low cost-to-charge ratio. Cost-to-charge ratios for all hospitals are listed in Appendix 2.

Hospital	Charity Care Charges	Cost-to-Charge Ratio	Estimated Actual Cost of Charity Care
UW Medicine/Harborview	79 Million	.414	33 Million
Kadlec Medical Center	27.2 Million	.337	9.2 Million
Quincy Valley Medical Center	162,270	.951	154,276

Contribution of all purchasers of care to hospital charity care

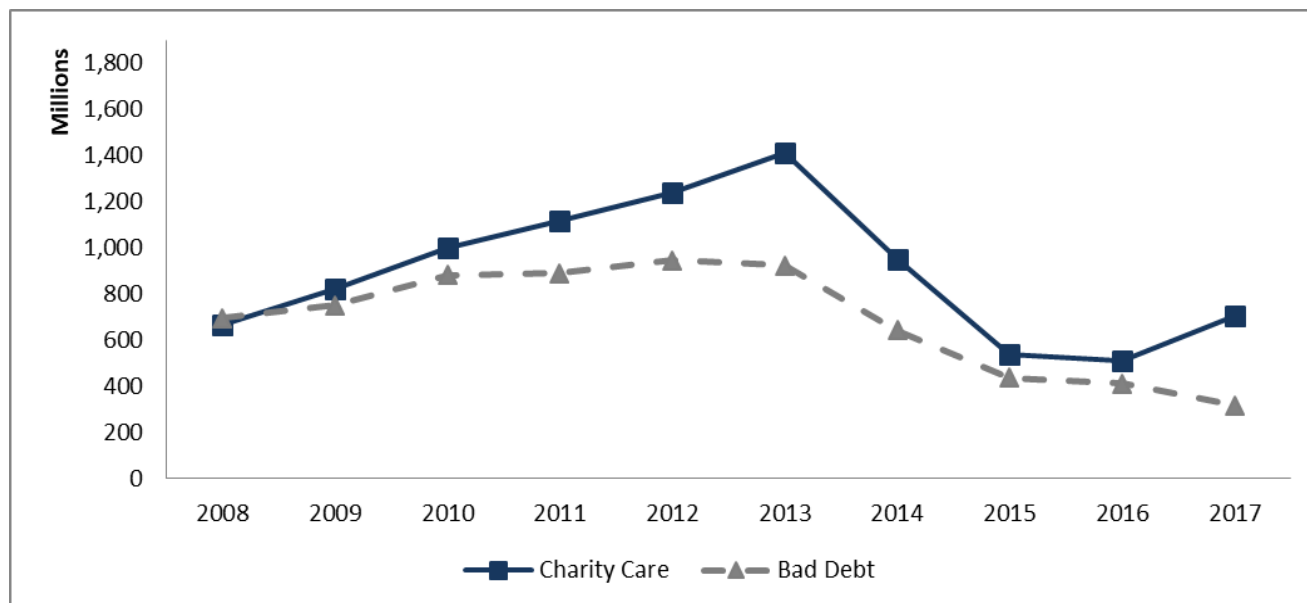
Charity care as a percent of adjusted (non-Medicare, non-Medicaid) revenue increased from 4.4 percent to 6.2 percent from FY 2007 through FY 2013, then declined to 4.4 percent in FY 2014, and declined to 2.3 percent in FY 2015, climbing again to 3.1% in 2017. Because charity care is unreimbursed, all payers – including insurance companies and patients who self-pay – contribute to covering the cost of charity care provided by the hospital. Throughout this time, fluctuations in the statewide operating margin, which is a measure of hospital profitability, do not appear to have adversely affected the amount of charity care provided in Washington (Table 1).

Uncompensated care in Washington

Uncompensated care includes both charity care and bad debt. Looking at uncompensated care gives us a bigger picture of the impact of the ACA and a way to compare Washington to other states.

In 2017, the amount of charity care increased for the first time since implementation of the ACA, bad debt continued to decline. Both charity care and bad debt had been increasing over the decade previous to implementation of the ACA. In recent years, charity care was rising faster than bad debt (Figure 2). Both had more than doubled between FY 2004 and FY 2013.

Figure 2. Hospital Charity Care and Bad Debt Patient Service Charges in Washington, Fiscal Year 2008 - 2017



How does Washington compare to the U.S. in uncompensated care?

No national charity care data are available to draw comparisons between Washington and the rest of the U.S. However, national data are available for uncompensated care, which includes both charity care and bad debt. The national uncompensated care number is built using a formula that includes a cost-to-charge ratio that translates the billed charges written off to uncompensated care into a “cost” or expense. The result is a proxy with which uncompensated care expenses are then compared to total operating costs, not total patient services revenue. The Washington uncompensated care number is built using the same formula.

Uncompensated care as a percent of hospital expenses is lower in Washington than it is in the U.S. as a whole (Figure 3). In both Washington and the U.S., uncompensated care remained relatively steady over most of the past 10 years, declining from 2013 onward. In the U.S., uncompensated care accounted for 4.2 percent of hospital expenses in FY 2016, the most recent year of data available. In Washington, uncompensated care accounted for 1.75 percent of hospital expenses in FY 2017. (Figure 3).

Figure 3. Hospital Uncompensated Care in Washington and the U.S. as a Percent of Hospital Expenses, Fiscal Years 2007 - 2017

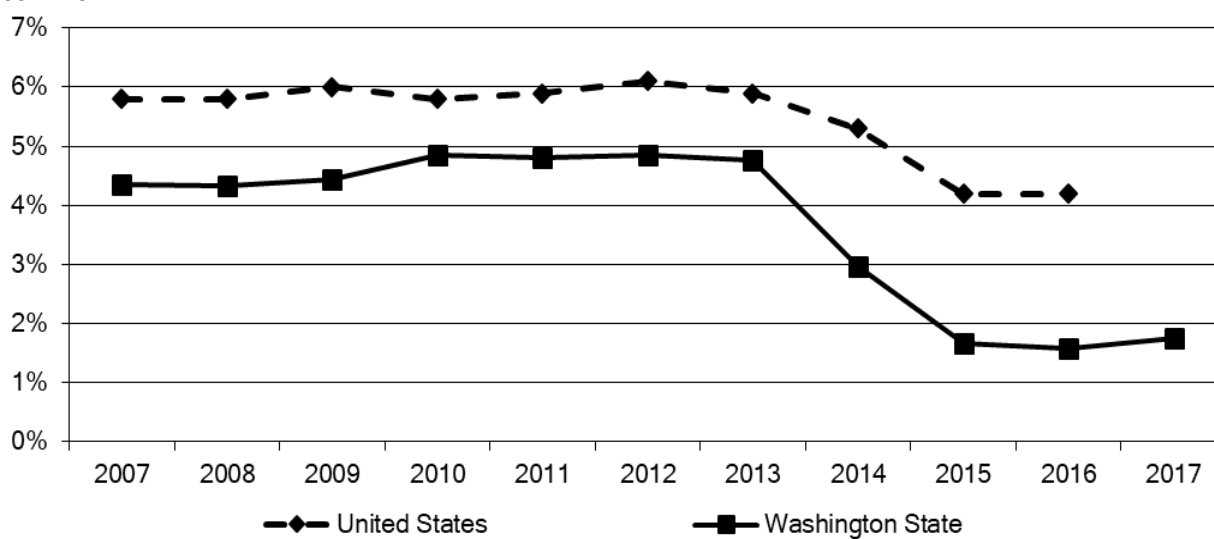


Figure 3 Notes: Uncompensated care includes bad debt and charity care. Uncompensated care as a percent of hospital expenses is calculated by multiplying uncompensated care by the ratio of total expenses to gross patient and other operating revenues. Uncompensated care data for 2017 are not yet available for the U.S. The U.S. data were derived from an American Hospital Association report¹⁴.

Summary

Implementation of the ACA has changed the landscape of charity care in Washington. More patients have health coverage, either through Medicaid expansion or through purchase of private coverage. As a result, Washington saw the first decline in the amount of charity care reported by hospitals since the department began gathering these data in 1989. That decline, however, has ceased and charity care is increasing again, though it remains well below 2013 levels.

Effective January 1, 2019, Congress removed the fiscal penalty in the individual mandate, one of the key provisions of the ACA driving increased insurance coverage. Disagreement exists about the full impact of this change but some believe that repeal or significant roll-back of ACA could cause charity care to revert to pre-2014 levels.^{15,16}

¹⁴ <https://www.aha.org/guidesreports/2018-05-22-trendwatch-chartbook-2018>

¹⁵ The Pew Charitable Trusts, "Costs of Care for Uninsured Would Rise Steeply with Repeal of ACA,"

<http://www.pewtrusts.org/en/research-and-analysis/blogs/stateline/2017/01/06/costs-of-care-for-uninsured-would-rise-steeply-with-repeal-of-aca>, January 6, 2017.

¹⁶ Fritz Busch, Paul R. Hutchens, "The Individual Mandate Repeal: Will it Matter?" <http://www.milliman.com/insight/2018/The-individual-mandate-repeal-Will-it-matter/> Milliman, March 1, 2018.

About this report

The department has issued an annual report since 1990 as directed by chapter 70.170 of the Revised Code of Washington (RCW). Your feedback is important to us. Submit your comments by email at charitycare@doh.wa.gov to help us continue to improve the charity care report.

Appendix

Total Patient Service Revenue, Adjusted Patient Service Revenue, and Amount of Charity Care as a Percent for Washington Hospital Fiscal Years Ending During Calendar Year 2017

Revenue Categories - Patient Service Revenue - (Billed Charges)								
Lic. No	Region/Hospital	Total Patient Service Revenue	(Less) Medicare Revenue	(Less) Medicaid Revenue	Adjusted Patient Service Revenue	Charity Care	Charity Care as a % of Total Patient Service Revenue	Charity Care as a % of Adjusted Patient Service Revenue
KING COUNTY (N=22)								
921	Cascade Behavioral Health	61,044,738	31,544,013	18,522,875	10,977,850	83,433	0.14%	0.76%
126	CHI/Highline Community Hospital	857,308,312	360,708,171	227,159,732	269,440,409	17,424,658	2.03%	6.47%
202	CHI/Regional Hospital	41,459,895	29,484,456	1,591,891	10,383,548	462,781	1.12%	4.46%
35	CHI/Saint Elizabeth Hospital	184,969,185	71,561,688	35,529,219	77,878,278	1,204,773	0.65%	1.55%
201	CHI/Saint Francis Community Hospital	1,102,738,034	423,628,107	257,395,702	421,714,225	17,863,126	1.62%	4.24%
164	EvergreenHealth/Kirkland	1,804,111,322	748,671,088	183,089,580	872,350,654	8,634,623	0.48%	0.99%
148	Kindred Hospital Seattle	124,123,496	60,645,126	3,155,581	60,322,789	-	0.00%	0.00%
183	MultiCare/Auburn Regional Medical Center	762,546,918	317,701,463	204,352,933	240,492,522	18,597,538	2.44%	7.73%
919	Navos	19,767,522	4,641,785	12,011,800	3,113,937	363,839	1.84%	11.68%
131	Overlake Hospital Medical Center	1,446,629,627	644,648,044	92,691,143	709,290,440	15,687,999	1.08%	2.21%
3	Providence/Swedish - Cherry Hill	1,747,686,562	895,163,997	223,435,802	629,086,763	19,349,851	1.11%	3.08%
1	Providence/Swedish - First Hill	4,173,195,774	1,541,983,081	646,770,257	1,984,442,436	31,461,621	0.75%	1.59%
210	Providence/Swedish - Issaquah	652,936,581	233,272,976	69,961,201	349,702,404	6,658,414	1.02%	1.90%
204	Seattle Cancer Care Alliance	927,980,845	309,453,758	96,002,503	522,524,584	6,691,297	0.72%	1.28%
14	Seattle Children's Hospital	2,332,540,244	32,441,581	1,008,623,685	1,291,474,978	23,248,291	1.00%	1.80%
195	Snoqualmie Valley Hospital	46,628,774	25,495,232	4,186,271	16,947,247	830,073	1.78%	4.90%
904	UHS/BHC Fairfax Hospital	142,289,257	23,964,500	54,961,200	63,363,557	232,082	0.16%	0.37%
29	UW Medicine/Harborview Medical Center	2,354,013,203	688,487,038	775,230,151	890,296,014	79,328,399	3.37%	8.91%
130	UW Medicine/Northwest Hospital	1,105,609,632	513,670,836	157,634,318	434,304,478	12,843,266	1.16%	2.96%
128	UW Medicine/University of Washington	2,664,941,290	901,986,004	460,681,517	1,302,273,769	28,801,450	1.08%	2.21%
155	UW Medicine/Valley Medical Center	1,831,406,708	665,948,534	414,493,040	750,965,134	21,407,021	1.17%	2.85%
10	Virginia Mason Medical Center	2,234,483,678	1,012,891,483	165,756,889	1,055,835,306	18,954,520	0.85%	1.80%
KING COUNTY TOTALS		26,618,411,573	9,537,992,961	5,113,237,290	11,967,181,322	330,129,055	1.24%	2.76%
PUGET SOUND REGION (Less King Co. N=23)								
106	Cascade Valley Hospital	137,589,546	46,596,672	38,790,525	52,202,349	(480,026)	-0.35%	-0.92%
142	CHI/Harrison Memorial Hospital	1,981,711,335	1,009,766,028	353,151,728	618,793,579	11,451,781	0.58%	1.85%
209	CHI/Saint Anthony Hospital	683,059,403	341,753,308	107,961,556	233,344,539	5,309,895	0.78%	2.28%
132	CHI/Saint Clare Hospital	812,320,098	353,722,043	237,920,613	220,677,442	13,866,428	1.71%	6.28%
32	CHI/Saint Joseph Medical Center - Tacoma	2,806,799,621	1,291,401,512	633,612,956	881,785,153	29,579,984	1.05%	3.35%
104	EvergreenHealth/Monroe	120,415,294	40,926,915	30,038,556	49,449,823	586,514	0.49%	1.19%
54	Forks Community Hospital	44,307,496	16,529,684	13,396,416	14,381,396	442,399	1.00%	3.08%
134	Island Hospital	230,567,912	91,497,996	13,345,435	125,724,481	628,277	0.27%	0.50%
85	Jefferson Healthcare	209,298,397	122,904,753	33,580,727	52,812,917	1,437,426	0.69%	2.72%
81	MultiCare/Good Samaritan Hospital	1,842,875,441	820,037,623	373,157,084	649,680,734	32,969,697	1.79%	5.07%
175	MultiCare/Mary Bridge Children's Health	749,940,476	275,060	446,942,056	302,723,360	6,996,694	0.93%	2.31%
176	MultiCare/Tacoma General - Allenmore	3,078,609,799	1,224,208,039	833,095,775	1,021,305,985	58,317,848	1.89%	5.71%
38	Olympic Medical Center	364,179,825	211,809,749	61,081,559	91,288,517	2,655,122	0.73%	2.91%
211	PeaceHealth/Peace Island Medical Center	23,045,826	11,254,327	3,365,837	8,425,662	215,166	0.93%	2.55%
145	PeaceHealth/Saint Joseph Hospital	1,328,572,335	682,922,521	255,347,307	390,302,507	12,711,920	0.96%	3.26%
206	PeaceHealth/United General Hospital	104,618,675	53,056,696	21,572,172	29,989,807	953,946	0.91%	3.18%
84	Providence/Regional Medical Center Everett	2,260,528,776	1,057,336,401	406,140,853	797,051,522	36,952,894	1.63%	4.64%
138	Providence/Swedish - Edmonds	854,167,639	383,951,024	155,044,237	315,172,378	15,094,108	1.77%	4.79%
207	Skagit Regional Health	1,082,660,868	546,706,970	223,843,425	312,110,473	4,621,544	0.43%	1.48%
924	Smokey Point Behavioral Hospital	15,707,350	3,057,400	597,550	12,052,400	17,000	0.11%	0.14%
922	UHS/BHC Fairfax Hospital - North	28,653,778	7,750,400	12,294,800	8,608,578	60,311	0.21%	0.70%
923	UHS/BHC Fairfax Hospital - Monroe	21,606,965	10,211,600	2,094,400	9,300,965	43,919	0.20%	0.47%
156	WhidbeyHealth	260,885,263	117,821,872	38,212,724	104,850,667	633,152	0.24%	0.60%
PUGET SOUND REGION TOTALS		19,042,122,118	8,445,498,593	4,294,588,291	6,302,035,234	235,065,999	1.23%	3.73%

**Total Patient Service Revenue, Adjusted Patient Service Revenue, and Amount of Charity Care as a Percent
for Washington Hospital Fiscal Years Ending During Calendar Year 2017**

Revenue Categories - Patient Service Revenue - (Billed Charges)								
Lic. No	Region/Hospital	Total Patient Service Revenue	(Less) Medicare Revenue	(Less) Medicaid Revenue	Adjusted Patient Service Revenue	Charity Care	Charity Care as a % of Total Patient Service Revenue	Charity Care as a % of Adjusted Patient Service Revenue
SOUTHWEST WASHINGTON REGION (N=14)								
197	Capella/Capital Medical Center	530,577,937	210,680,748	7,513,706	312,383,483	1,046,493	0.20%	0.34%
63	Grays Harbor Community Hospital	395,032,177	182,158,641	103,775,941	109,097,595	854,433	0.22%	0.78%
8	Klickitat Valley Hospital	43,007,168	19,475,468	11,951,671	11,580,029	283,395	0.66%	2.45%
208	Legacy/Salmon Creek Hospital	884,050,619	379,803,394	207,770,708	296,476,517	20,853,978	2.36%	7.03%
152	Mason General Hospital	218,892,827	91,966,336	67,149,862	59,776,629	2,905,052	1.33%	4.86%
173	Morton General Hospital	41,536,569	22,724,591	10,128,307	8,683,671	221,214	0.53%	2.55%
79	Ocean Beach Hospital	48,069,214	13,449,393	4,828,633	29,791,188	480,851	1.00%	1.61%
26	PeaceHealth/Saint John Medical Center	717,656,940	354,769,874	192,012,970	170,874,096	5,831,845	0.81%	3.41%
170	PeaceHealth/Southwest Medical Center*	1,684,702,910	805,404,083	399,904,746	479,394,081	17,541,647	1.04%	3.66%
191	Providence/Centralia Hospital	667,791,284	342,017,292	154,338,572	171,435,420	12,956,821	1.94%	7.56%
159	Providence/Saint Peter Hospital	1,915,639,077	1,053,351,610	316,025,278	546,262,189	23,169,720	1.21%	4.24%
96	Skyline Hospital	28,354,951	13,333,309	1,037,225	13,984,417	139,435	0.49%	1.00%
186	Summit Pacific Medical Center	68,334,014	28,205,936	20,692,577	19,435,501	384,930	0.56%	1.98%
56	Willapa Harbor Hospital	30,877,991	15,392,456	6,625,439	8,860,096	381,802	1.24%	4.31%
SOUTHWEST WASH REGION TOTALS		7,274,523,678	3,532,733,131	1,503,755,635	2,238,034,912	87,051,616	1.20%	3.89%
CENTRAL WASHINGTON REGION (N=21)								
915	Ascension/Lourdes Counseling Center	45,965,371	7,342,329	28,375,907	10,247,135	39,457	0.09%	0.39%
22	Ascension/Lourdes Medical Center	276,286,793	113,413,320	54,100,249	108,773,224	3,552,486	1.29%	3.27%
198	Astria/Sunnyside Community Hospital	Hospital Late in Reporting to Department of Health						
199	Astria/Toppenish Community Hospital***	33,808,825	5,527,641	7,929,884	20,351,300	86,857	0.26%	0.43%
102	Astria/Regional Medical Center***	187,187,948	70,508,758	7,640,217	109,038,973	1,126,121	0.60%	1.03%
158	Cascade Medical Center	19,889,990	10,667,804	2,432,710	6,789,476	320,777	1.61%	4.72%
45	Columbia Basin Hospital	21,841,679	9,317,143	6,164,469	6,360,067	40,791	0.19%	0.64%
168	Confluence/Central Washington Hospital	794,290,460	436,975,077	143,912,609	213,402,774	5,207,842	0.66%	2.44%
205	Confluence/Wenatchee Valley Hospital	589,343,483	251,745,891	110,546,848	227,050,744	4,092,907	0.69%	1.80%
150	Coulee Community Hospital	45,739,632	16,144,479	12,591,103	17,004,050	133,960	0.29%	0.79%
140	Kittitas Valley Hospital	131,421,485	54,517,469	24,098,777	52,805,239	1,109,403	0.84%	2.10%
165	Lake Chelan Community Hospital*	46,097,433	17,977,952	9,059,101	19,060,380	398,385	0.86%	2.09%
147	Mid Valley Hospital	63,063,997	26,217,372	18,271,754	18,574,871	865,660	1.37%	4.66%
107	North Valley Hospital	38,491,932	14,749,081	12,904,245	10,838,606	439,901	1.14%	4.06%
46	PMH Medical Center*	103,262,889	34,724,954	32,648,592	35,889,343	1,527,798	1.48%	4.26%
161	Providence/Kadlec Medical Center	1,782,254,058	730,122,827	385,792,755	666,338,476	27,165,723	1.52%	4.08%
129	Quincy Valley Hospital	8,587,383	1,884,209	1,377,986	5,325,188	162,270	1.89%	3.05%
78	Samaritan Hospital	216,378,956	66,059,209	69,022,633	81,297,114	2,636,350	1.22%	3.24%
23	Three Rivers Hospital	25,704,905	9,287,666	1,539,064	14,878,175	1,054,291	4.10%	7.09%
39	Trios Health	502,877,948	205,149,436	111,448,334	186,280,178	2,181,352	0.43%	1.17%
58	Virginia Mason Memorial Hospital	1,175,431,833	515,266,037	261,815,616	398,350,180	14,839,109	1.26%	3.73%
CENTRAL WASH REGION TOTALS		6,107,927,000	2,597,598,654	1,301,672,853	2,208,655,493	66,981,440	1.10%	3.03%

**Total Patient Service Revenue, Adjusted Patient Service Revenue, and Amount of Charity Care as a Percent
for Washington Hospital Fiscal Years Ending During Calendar Year 2017**

Revenue Categories - Patient Service Revenue - (Billed Charges)								
Lic. No	Region/Hospital	Total Patient Service Revenue	(Less) Medicare Revenue	(Less) Medicaid Revenue	Adjusted Patient Service Revenue	Charity Care	Charity Care as a % of Total Patient Service Revenue	Charity Care as a % of Adjusted Patient Service Revenue
EASTERN WASHINGTON REGION (N=21)								
43	Adventist West/Walla Walla General Hospital	Hospital Late in Reporting to Department of Health						
141	Dayton General Hospital	21,543,773	9,499,647	2,347,562	9,696,564	69,992	0.32%	0.72%
111	East Adams Rural Hospital	10,384,132	3,974,620	1,095,116	5,314,396	42,587	0.41%	0.80%
167	Ferry County Memorial Hospital**	14,639,952				148,615	1.02%	
82	Garfield County Memorial Hospital	5,413,141	2,162,771	1,537,208	5,314,396	10,402	0.19%	0.20%
137	Lincoln Hospital	27,251,079	14,112,556	5,796,783	7,341,740	103,073	0.38%	1.40%
37	MultiCare/Deaconess Hospital	1,473,112,938	705,126,964	321,424,144	446,561,830	2,838,831	0.19%	0.64%
180	MultiCare/Valley Hospital	663,204,244	294,693,101	143,835,252	224,675,891	2,086,201	0.31%	0.93%
21	Newport Community Hospital	47,516,224	17,291,560	14,067,068	16,157,596	489,602	1.03%	3.03%
80	Odessa Memorial Hospital	5,176,704	1,332,830	1,310,609	2,533,265	17,259	0.33%	0.68%
125	Othello Community Hospital	Hospital Late in Reporting to Department of Health						
139	Providence/Holy Family Hospital	603,951,193	285,951,054	153,598,699	164,401,440	8,621,928	1.43%	5.24%
193	Providence/Mount Carmel Hospital	105,832,301	54,092,708	24,604,092	27,135,501	1,662,337	1.57%	6.13%
162	Providence/Sacred Heart Medical Center	2,462,628,605	1,074,370,256	627,704,386	760,553,963	22,494,418	0.91%	2.96%
194	Providence/Saint Joseph's Hospital	45,086,774	24,853,390	12,192,423	8,040,961	688,685	1.53%	8.56%
50	Providence/Saint Mary Medical Center	534,227,534	271,653,306	85,863,102	176,711,126	7,350,364	1.38%	4.16%
172	Pullman Regional Hospital	114,883,526	38,992,012	14,497,813	61,393,701	870,002	0.76%	1.42%
157	Saint Luke's Rehabilitation Institute	105,475,919	57,948,895	19,730,391	27,796,633	438,384	0.42%	1.58%
42	Shriners Hospital for Children - Spokane	36,460,482	65,346	18,100,772	18,294,364	2,532,969	6.95%	13.85%
108	Tri-State Memorial Hospital	149,462,132	89,405,801	15,615,746	44,440,585	1,822,022	1.22%	4.10%
153	Whitman Medical Center	36,543,954	17,772,883	6,968,306	11,802,765	69,907	0.19%	0.59%
EASTERN WASH REGION TOTALS		6,462,794,607	2,963,299,700	1,470,289,472	2,018,166,717	52,357,578	0.81%	2.59%
STATEWIDE TOTALS (N=101)		65,505,778,976	27,077,123,039	13,683,543,541	24,734,073,678	771,585,688	1.18%	3.12%

*Hospital late in reporting final data to Department of Health. Amounts displayed are estimates calculated from quarterly reports.

**Hospital late in reporting final data to Department of Health. Amounts displayed are estimates calculated from audited financial statements.

***Partial year data due to change of ownership during the reporting period



2018 Charity Care in Washington Hospitals

March 2020

RCW 70.170

Hospital Charity Care and Financial Data
Health Systems Quality Assurance



DOH is committed to providing customers with forms and publications in appropriate alternate formats. Requests can be made by calling 800-525-0127 or by email at civil.rights@doh.wa.gov. TTY users dial 711.

Publication Number

DOH 346-109 October 2019

For more information or additional copies of this report:

Health Systems Quality Assurance
Community Health Systems
P.O. Box 47853
Olympia, WA 98504-7853

360-236-4210

CharityCare@doh.wa.gov

Report Author

Randall Huyck, Community Health Systems



John Wiesman, DrPH
Secretary of Health

Contents

Executive Summary.....	1
Background on charity care in Washington.....	2
What is charity care?	2
What are hospitals required to report and when?.....	2
How do hospitals report charity care and how is it calculated?	3
2018 Washington state charity care data.....	4
Statewide charity care charges for hospital fiscal year 2018	4
The Affordable Care Act and its initial impact on charity care	6
Distribution of charity care among Washington hospitals.....	7
Adjusting billed charges to determine actual cost of providing charity care.....	7
Contribution of all purchasers of care to hospital charity care	8
Uncompensated care in Washington.....	8
How does Washington compare to the U.S. in uncompensated care?.....	9
Summary	10
About this report	11
Appendix	12

Executive Summary

The Department of Health is required per [RCW 71.170.060](#) to provide annual updates to the public on the status of charity care performed by hospitals in Washington State. Hospitals in Washington cannot deny patients access to care based on an inability to pay. They are required to develop a charity care policy, and to submit financial data regarding charity care to the Department of Health (department). This report summarizes the charity care data provided by Washington hospitals for the hospital fiscal years (FY) ending in 2018.

Hospitals reported an increase in charity care in FY 2018. Washington hospitals reported \$956 million in charity care charges in FY 2018, which amounts to \$318 million in actual expenses based on a cost-to-charge formula¹. These charges reflect an increase of 24 percent from those reported in FY 2017.

The amount of money hospitals spent on charity care services in Washington varied widely with the highest reporting hospital, Harborview Medical Center, accounting for 9 percent of the statewide total charity care charges in 2018. The median amount across all hospitals was \$2.21 million; however, the average was more than four times higher at \$9.66 million.

For more information on charity care, including detailed reports by hospital, click [here](#):

¹ Since the data in this report are based on billed charges, not the actual payment expected by the hospital, the approximate cost of providing charity care can be estimated by applying a cost-to-charge ratio. Multiplying the dollars by the cost-to-charge ratio results in an approximate cost of what hospitals actually spent providing this service to patients. The statewide cost-to-charge ratio is 0.34. Based on the \$956 million reported in charity care charges in FY 2018, the overall cost of providing charity care statewide was about \$318 million.

Background on charity care in Washington

What is charity care?

Charity care is defined in chapter [70.170 RCW](#) as “medically necessary hospital health care rendered to indigent persons when third-party coverage, if any, has been exhausted, to the extent that the persons are unable to pay for the care or to pay deductibles or coinsurance amounts required by a third-party payer, as determined by the department.” The definition of charity care changed October 1, 2018 as a result of [Chapter 263, Laws of 2018](#). A person is considered indigent under [WAC 246-453-040](#) if family income is at or below 200 percent of the federal poverty guidelines. Washington law prohibits hospitals from denying patient access to care based on inability to pay or adopting admission policies that significantly reduce charity care.

Patients with family incomes below 100 percent of the federal poverty guidelines are entitled to hospital services at no cost. Hospitals must also provide discounted care to patients between 100 percent and 200 percent of the poverty guidelines using a sliding scale ([WAC 246-453-040](#)). These are minimum requirements. Hospitals may extend free or discounted care to patients earning more than these levels, and many do. The charity care policies for each hospital in Washington may be found [here](#).²

What are hospitals required to report and when?

Hospitals are required by law to submit charity care policies to the department for review at least 30 days before policies are adopted. Hospitals are also required to submit quarterly and year-end financial reports to the department using a uniform system of accounting. The department uses these financial reports to report charity care data and trends for the state each year. Fiscal years vary among hospitals in Washington, with hospital fiscal years ending on March 31, June 30, September 30, or December 31.

Hospitals are required to report total patient services revenue, also called billed charges, and the amount of patient services revenue that is written off as charity care. Hospitals are also required to report bad debt. Bad debt is different from charity care and is defined as uncollectible amounts, excluding contractual adjustments, which arise from failure to pay by patients whose care has not been classified as charity care. All of these data are reported as part of the hospital’s year-end financial report.

Hospitals report financial data to the department on an income statement. Below is an abbreviated example of an income statement to illustrate the relationships between the various revenue sources and expenses.

² <https://www.doh.wa.gov/DataandStatisticalReports/HealthcareinWashington/HospitalandPatientData/HospitalPolicies>.

Hospital: Sample Community Hospital		Sample Hospital Revenue
	Comment	
= TOTAL PATIENT SERVICES REVENUE	Inpatient and outpatient revenue equivalent to Total Billed Charges	615,000,000
- Provision for Bad Debts	Unpaid charges billed to patients who are not eligible for charity care, deducted from total revenue	(15,000,000)
- Contractual Adjustments	Reductions from billed charges negotiated by insurance companies, deducted from total revenue	(350,000,000)
- Charity Care	Unpaid charges billed to patients eligible for charity care, deducted from total revenue	(25,000,000)
= NET PATIENT SERVICE REVENUE	Actual patient revenue received	225,000,000
+ OTHER OPERATING REVENUE	Actual revenue received for office rental, cafeteria income, etc.	10,000,000
= TOTAL OPERATING REVENUE	Actual patient revenue and other operating revenue	235,000,000
- TOTAL OPERATING EXPENSES	Total expenses for operating the hospital	(220,000,000)
= NET OPERATING REVENUE	Cash remaining after operation of patient services	15,000,000
+/- NON-OPERATING REVENUE-NET OF EXPENSES	Nonpatient revenue (investments, partnership fees)	5,000,000
= NET REVENUE BEFORE ITEMS LISTED BELOW	Operating plus nonoperating remainder	20,000,000
+/- EXTRAORDINARY ITEM	One time cash revenue or cash expenses	0
= NET REVENUE OR (EXPENSE)	Net cash remaining after all the transactions	20,000,000

How do hospitals report charity care and how is it calculated?

The amount of charity care reported by hospitals is based on patient services revenue, known as billed charges. These charges are based on the hospital's charge master rate sheet, which sets the price for every treatment and supply category a hospital uses. Every patient's total bill is comprised of the sum of the charge master rates of the various services or supplies used during the stay before any adjustments based on insurance status. All patients, regardless of insurance status, receive the same billed charges for the same services.

The billed charges reflect a markup that varies among hospitals and is significantly higher than the amount the hospital actually expects to be paid. Medicaid and Medicare pay a set rate for services regardless of billed charges, and private insurance companies negotiate with hospitals for large discounts off the master rate sheet.

Charity care is the amount of billed charges an indigent patient incurs for appropriate hospital-based medical services. Since these charges include the markup, the dollar amount of charity care reported by hospitals overestimates the true cost of providing charity care to indigent patients. To estimate the true cost of providing charity care, the department applies a cost-to-charge ratio. The formula is total operating expenses (the actual cost of running the hospital and providing services) divided by total patient services revenue (billed charges).

2018 Washington state charity care data

Statewide charity care charges for hospital fiscal year 2018

This report describes data collected from licensed Washington hospitals for their fiscal years (FY) ending in 2018. FY 2018 includes data for the 12 months prior to the end of each hospital's fiscal calendar, including data for months in 2017 if the fiscal year starts prior to January 1, 2018.

All charity care data for FY 2018 were due to the department by June 30, 2019. Although the department provides reminders and follow-up by phone and in writing to hospitals that are late in reporting data, some hospitals still have not provided data for their 2018 fiscal year. For 2018, 97 of 103 hospitals reported charity care information in year-end financial reports in time to be used in this report. Of the six hospitals that did not provide year-end reports, we have provided annual financial estimates for two hospitals based on their quarterly financial reports or audited financial statements³. For the other four hospitals, no charity care data are available because no FY 2018 financial reports were submitted to the department⁴.

Overall, Washington hospitals reported \$956 million of charity care charges written off in FY 2018. These charges amounted to 1.36 percent of total patient services revenue and 3.54 percent of adjusted patient services revenue. Adjusted patient services revenue is the amount of revenue for non-Medicare and non-Medicaid payers, which includes private insurance and self-pay. The proportion of patients covered by Medicare or Medicaid varies widely among hospitals. The use of adjusted patient services revenue allows for a comparison of hospital charity care as a percent of privately sponsored patient revenue.⁵

From FY 2009 through FY 2018, statewide charity care charges increased by 16 percent. Statewide hospital total patient services revenue, or billed charges, increased by 102 percent.

³ Summit Pacific Medical Center (186), and WhidbeyHealth (156).

⁴ Astria/Toppenish Community Hospital (199), Astria/Yakima Regional Medical Center (102), Ferry County Memorial Hospital (167), and Othello Community Hospital (125).

⁵ Adjusted patient services revenue subtracts Medicare and Medicaid specific patient services revenue from total patient services revenue to allow meaningful comparisons of charity care provided among hospitals. The federal Centers for Medicare and Medicaid Services (CMS) prohibits hospitals from billing patients for the difference between the billed charges and the Medicare or Medicaid payment levels set by CMS. Therefore, patients covered by Medicare or Medicaid can't be charity care patients. The proportion of patients covered by Medicare or Medicaid varies widely among hospitals.

However, from 2013 to 2018, charity care decreased 33 percent while total patient services increased 45 percent. As a percent of total hospital patient services revenue, charity care charges dropped from 2.9 percent to 1.4 percent from 2013 to 2018 (Figure 1 and Table 1).

Figure 1. Statewide Hospital Charity Care in Washington as a Percent of Total Hospital Patient Service Revenue and as a Percent of Adjusted Patient Service Hospital Revenue, Fiscal Year 2009 - 2018.

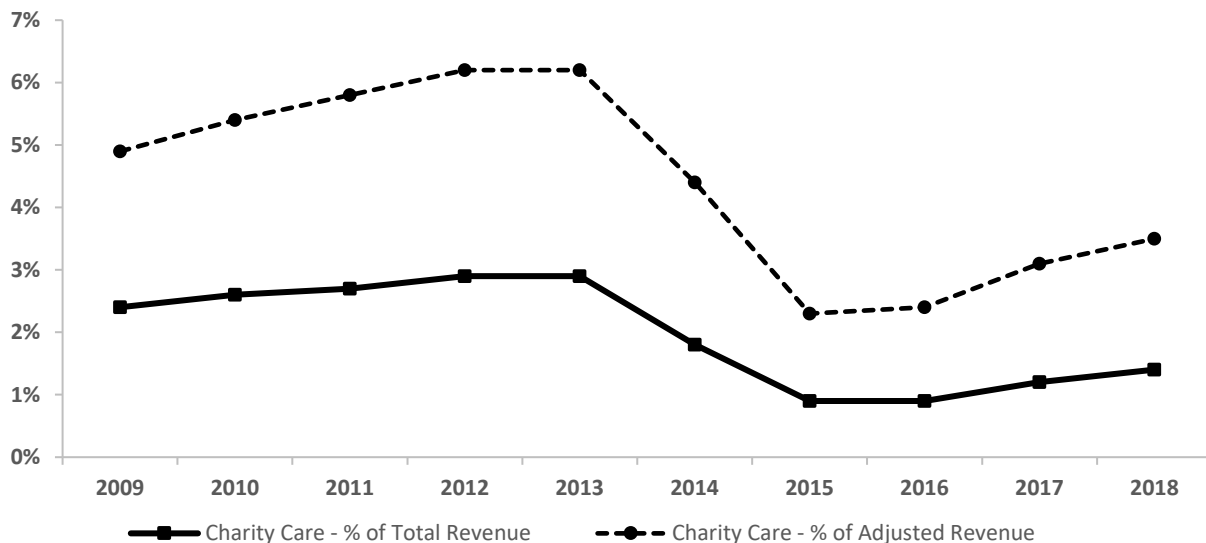


Figure 1 notes: Adjusted patient service revenue is the total patient service hospital revenue minus Medicare and Medicaid patient service charges. Patient service revenue is the same as billed charges.

Table 1. Statewide Hospital Charity Care in Washington, Fiscal Year 2009-2018

Year	in Millions			Charity Care		Operating Margin %
	Total Patient Services Revenue	Adjusted Patient Services Revenue	Total Charity Care (Billed Charges)	% of Total Revenue	% of Adjusted Revenue	
2009	\$34,884	\$16,962	\$824	2.4%	4.9%	6.1%
2010	\$38,172	\$18,378	\$1,001	2.6%	5.4%	5.6%
2011	\$41,182	\$19,398	\$1,123	2.7%	5.8%	3.4%
2012	\$44,728	\$20,775	\$1,285	2.9%	6.2%	5.5%
2013	\$48,482	\$22,795	\$1,422	2.9%	6.2%	5.0%
2014	\$51,993	\$21,288	\$944	1.8%	4.4%	4.6%
2015	\$57,703	\$23,009	\$540	0.9%	2.3%	5.6%
2016	\$61,782	\$24,102	\$568	0.9%	2.4%	2.7%
2017	\$65,506	\$24,734	\$772	1.2%	3.1%	2.0%
2018	\$70,459	\$27,039	\$956	1.4%	3.5%	2.4%

Table 1 notes: Adjusted patient service revenue is the total hospital revenue minus Medicare and Medicaid charges. Operating margin is the total hospital patient service operating revenue (net of deductions) minus total patient service operating expenses expressed as a percent. Note: Patient service revenue is the same as billed charges.

The Affordable Care Act and its initial impact on charity care

The Patient Protection and Affordable Care Act (ACA) was signed into law on March 23, 2010, putting into place provisions for expanding healthcare coverage, controlling healthcare costs, and improving the healthcare delivery system in the United States. The law, aimed at cost-containment, preventive wellness, and quality improvement, has been phased in with significant changes that may have impacted charity care taking effect in 2013, 2014, and 2017.

Three provisions of the ACA most visible to Washington patients—the individual mandate, Medicaid expansion, and creation of health benefit exchanges—all became effective in 2013 and 2014. A report published by the Washington State Office of Financial Management (OFM) estimates that 5.5 percent of the state’s population was uninsured in 2017, as compared to 13.9 percent in 2012.⁶ The growth of the insured population in Washington led to a 48 percent decline in the amount of hospital charges written off to charity care from 2013 to 2017. Uninsured data for 2017 from OFM and at least two studies have shown modest increases in the uninsured population in both Washington and the U.S. as a whole.^{7,8} Should the number of uninsured patients increase, we can expect the use of charity care to increase.

A significant part of the ACA became effective in 2017 regarding full compliance with IRS section 501(r). According to Becker’s Hospital Review, “The IRS focus on the activities and policies of tax-exempt hospitals and the implication that tax-exempt hospitals must be required to ‘justify’ their tax-exempt status, especially with regard to serving patients unable to pay for the costs of their medical care. Internal audit and compliance plans will need to include oversight of these new policies.”⁹ Section 501(r) also imposed limitations on how much those hospitals may charge for emergency and medically necessary care, and placed restrictions on their billing and collections practices. If a hospital fails to comply with this section, it may be fined or lose its non-profit status. Although many of the charity care requirements of section 501(r) are similar to existing Washington regulations, hospitals’ efforts to comply with the new tax regulations may have increased the amount of charity care provided. IRS enforcement of that section led to revocation of at least one hospital’s non-profit status¹⁰ in 2017.

Effective January 1, 2019, Congress removed the fiscal penalty in the individual mandate, one of the key provisions of the ACA driving increased insurance coverage. Disagreement exists about

⁶ OFM, Research Brief No. 89, “After a three year decline, Washington’s uninsured rate shows no change in 2017.”, <https://ofm.wa.gov/sites/default/files/public/dataresearch/researchbriefs/brief089.pdf>, December 2018

⁷ Sara R. Collins et al., “First Look at Health Insurance Coverage in 2018 Finds ACA Gains Beginning to Reverse: Findings from the Commonwealth Fund Affordable Care Act Tracking Survey, Feb.–Mar. 2018,” *To the Point* (blog), Commonwealth Fund, May 1, 2018.

⁸ Dan Witters, “Uninsured Rate Rises in 17 States in 2017,” <https://news.gallup.com/poll/233597/uninsured-rate-rises-states-2017.aspx>, Gallup, May 9, 2018.

⁹ Becker’s Hospital Review “501r – What does it mean to you?”

¹⁰ A Provena facility in Chicago, Illinois had their non-profit status revoked by the IRS at the behest of the Cook County Prosecuting Attorney’s office.

the full impact of this change, but some believe that repeal or significant roll-back of ACA provisions could cause charity care to revert to pre-2014 levels.^{11,12}

Distribution of charity care among Washington hospitals

Charity care varied widely among hospitals in fiscal year 2018, ranging from \$0 to \$83 million. The median amount of charity care per hospital was \$2.2 million; however, the average was much higher at \$9.7 million as several hospitals provided significant charity care. The amount varied among hospitals in rural and urban areas and in different geographic areas of the state. These variations do not seem to be explained by population size. Some of the variation may be a function of the proportion of hospital revenue coming from Medicare and Medicaid.

Differences in charity care among hospitals may reflect demographic and socioeconomic differences in service areas, hospital service availability, and charity care practices within the hospital. A high level of reported charity care, for example, may reflect greater need for charity care in the community. Likewise, a low level of charity care may reflect a relative absence of need for charity care in a hospital's service area.

Adjusting billed charges to determine actual cost of providing charity care

Because billed charges reflect mark-ups that vary between hospitals and are significantly higher than the expected payment, determining the actual cost of providing charity care to eligible patients is challenging. One way to estimate the cost of providing charity care is to use a cost-to-charge ratio.¹³ The formula is total operating expenses (the actual cost of running the hospital and providing services) divided by total patient services revenue (billed charges).

As an example of how the cost-to-charge ratio works, if a hospital had billed charges of \$1,000,000 and a cost-to-charge ratio of .345, the actual cost for that hospital to treat patients is \$345,000. If that same hospital reported charity care billed charges of \$100,000, the cost of treating those patients is \$34,500. The higher the ratio, the closer the billed charges are to the actual cost of treating patients. This is only an estimate based on overall hospital performance.

¹¹ The Pew Charitable Trusts, "Costs of Care for Uninsured Would Rise Steeply with Repeal of ACA," <http://www.pewtrusts.org/en/research-and-analysis/blogs/stateline/2017/01/06/costs-of-care-for-uninsured-would-rise-steeply-with-repeal-of-aca>, January 6, 2017.

¹² Fritz Busch, Paul R. Hutchens, "The Individual Mandate Repeal: Will it Matter?" <http://www.milliman.com/insight/2018/The-individual-mandate-repeal-Will-it-matter/> Milliman, March 1, 2018.

¹³ <http://medical-dictionary.thefreedictionary.com/hospital+cost-to-charge+ratio>

Washington hospitals' cost-to-charge ratios range from .17 to 2.03. The statewide average was .34. Below are some examples of cost-to-charge ratios for Washington hospitals, including a high, average, and low cost-to-charge ratio.

Hospital	Charity Care Charges	Cost-to-Charge Ratio	Estimated Actual Cost of Charity Care
UW Medicine/Harborview	83 Million	.43	35.5 Million
Kadlec Medical Center	33.4 Million	.36	11.9 Million
Quincy Valley Medical Center ¹⁴	191,650	1.06	202,283

Contribution of all purchasers of care to hospital charity care

Charity care as a percent of adjusted (non-Medicare, non-Medicaid) revenue increased from 4.4 percent to 6.2 percent from FY 2007 through FY 2013, then declined to 4.4 percent in FY 2014, and declined to 2.3 percent in FY 2015, climbing again to 3.1 percent in 2017. In 2018 charity care as a percent of adjusted revenue was 3.5 percent. Because charity care is unreimbursed, all payers – including insurance companies and patients who self-pay – contribute to covering the cost of charity care provided by the hospital. Throughout this time, fluctuations in the statewide operating margin, which is a measure of hospital profitability, do not appear to have adversely affected the amount of charity care provided in Washington (Table 1).

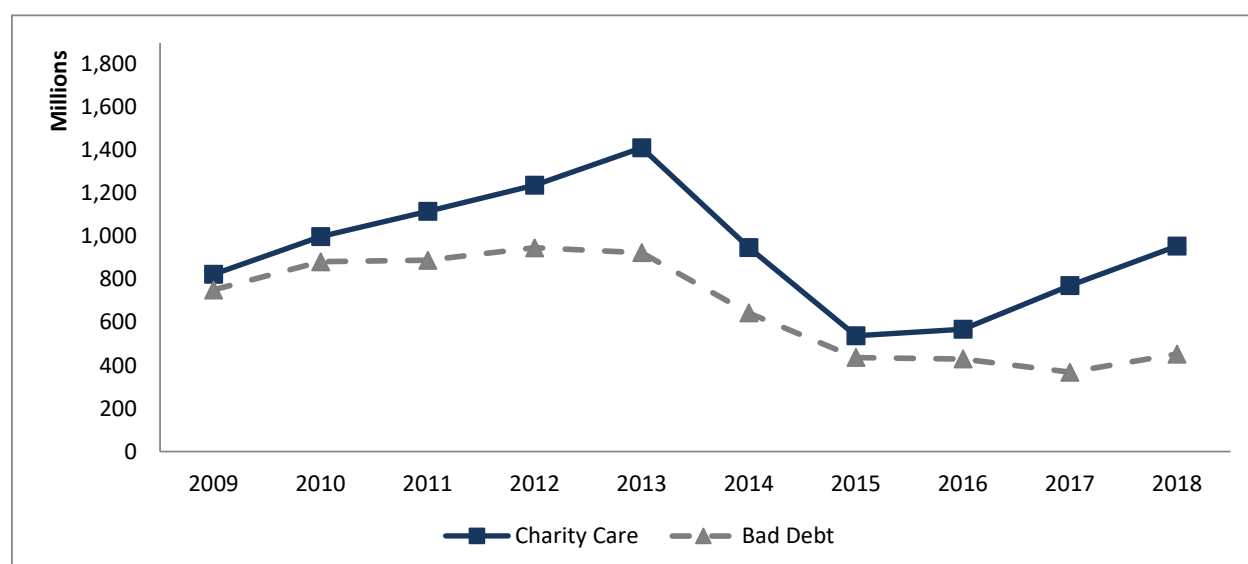
Uncompensated care in Washington

Uncompensated care includes both charity care and bad debt. Looking at uncompensated care gives us a bigger picture of the impact of the ACA and a way to compare Washington to other states.

Prior to the implementation of the ACA, both charity care and bad debt had been increasing. Both began to decline in 2013 with implementation of ACA provisions and this continued until 2017, when charity care began to rise again. In 2018, charity care continued to increase while bad debt leveled off (Figure 2).

¹⁴ Quincy Valley Medical Center is a Critical Access Hospital receives cost based reimbursement from Medicare. This may account for the lower cost to charge ratio.

Figure 2. Hospital Charity Care and Bad Debt Patient Service Charges in Washington, Fiscal Year 2009 - 2018



How does Washington compare to the U.S. in uncompensated care?

No national charity care data are available to draw comparisons between Washington and the rest of the U.S. However, national data are available for uncompensated care, which includes both charity care and bad debt. The national uncompensated care number is built using a formula that includes a cost-to-charge ratio that translates the billed charges written off to uncompensated care into a “cost” or expense. The result is a proxy with which uncompensated care expenses are then compared to total operating costs, not total patient services revenue. The Washington uncompensated care number is built using the same formula.

Uncompensated care as a percent of hospital expenses is lower in Washington than it is in the U.S. as a whole (Figure 3). In the U.S., uncompensated care accounted for 4.2 percent of hospital expenses in FY 2016 (the most recent year of data available), compared to 1.6 percent in Washington. In both Washington and the U.S., uncompensated care remained relatively steady over most of the past 10 years, declining from 2013 onward. Starting in 2017, there has been a slight rise in uncompensated care in Washington (Figure 3).

Figure 3. Hospital Uncompensated Care in Washington and the U.S. as a Percent of Hospital Expenses, Fiscal Years 2009 - 2018

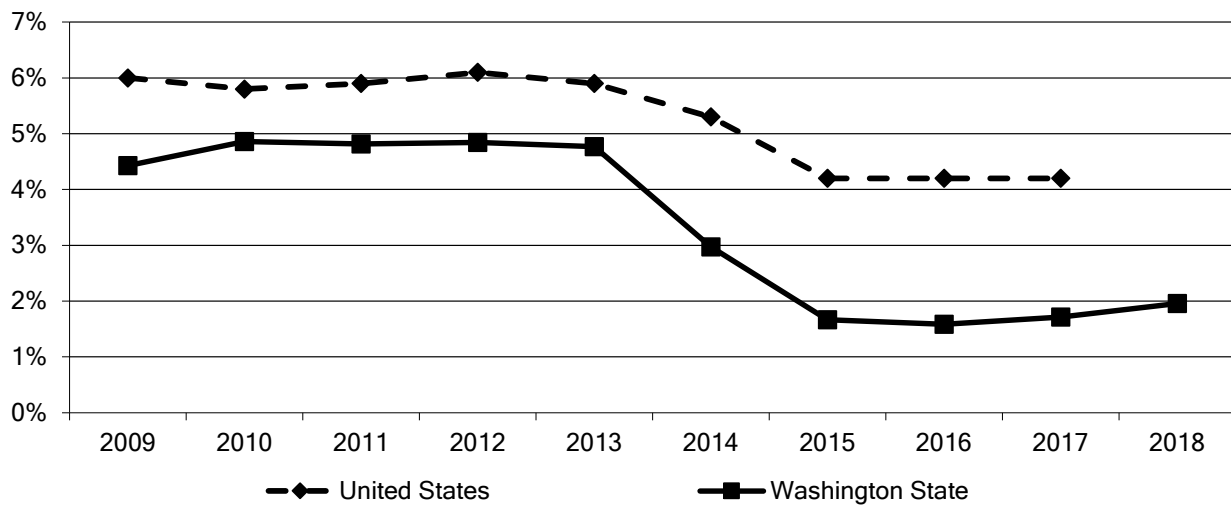


Figure 3 Notes: Uncompensated care includes bad debt and charity care. Uncompensated care as a percent of hospital expenses is calculated by multiplying uncompensated care by the ratio of total expenses to gross patient and other operating revenues. Uncompensated care data for 2018 are not yet available for the U.S. The U.S. data were derived from an American Hospital Association report.¹⁵

Summary

Implementation of the ACA has changed the landscape of charity care in Washington. More patients have health coverage, either through Medicaid expansion or through purchase of private coverage. As a result, Washington saw the first decline in the amount of charity care reported by hospitals since the department began gathering these data in 1989. That decline, however, has ceased and charity care is increasing again, though it remains below the 2013 level.

Effective January 1, 2019, Congress removed the fiscal penalty in the individual mandate—one of the key provisions of the ACA driving increased insurance coverage. Disagreement exists about the full impact of this change, but some believe that repeal or significant roll-back of ACA could cause charity care to revert to pre-2014 levels.

¹⁵ <https://www.aha.org/guidesreports/2018-05-22-trendwatch-chartbook-2018>

About this report

The department has issued an annual report since 1990 as directed by chapter 70.170 of the Revised Code of Washington (RCW). Your feedback is important to us. Submit your comments by email at charitycare@doh.wa.gov to help us continue to improve the charity care report.

Appendix

Total Patient Service Revenue, Adjusted Patient Service Revenue, and Amount of Charity Care as a Percent for Washington Hospital Fiscal Years Ending During Calendar Year 2018

Revenue Categories - Patient Service Revenue - (Billed Charges)								
Lic. No	Region/Hospital	Total Patient Service Revenue	(Less) Medicare Revenue	(Less) Medicaid Revenue	Adjusted Patient Service Revenue	Charity Care	Charity Care as a % of Total Patient Service Revenue	Charity Care as a % of Adjusted Patient Service Revenue
KING COUNTY (N=23)								
921	Cascade Behavioral Hospital	77,077,821	39,729,349	25,216,289	12,132,183	105,083	0.14%	0.87%
126	CHI/Highline Medical Center	914,363,216	386,637,317	237,059,628	290,666,271	19,291,500	2.11%	6.64%
202	CHI/Regional Hospital	46,361,492	31,243,108	4,439,302	10,679,082	589,954	1.27%	5.52%
35	CHI/St. Elizabeth Hospital	212,643,840	79,430,093	43,203,200	90,010,547	2,092,593	0.98%	2.32%
201	CHI/St. Francis Community Hospital	1,193,570,912	467,851,035	279,313,787	446,406,090	22,822,669	1.91%	5.11%
164	EvergreenHealth/Kirkland	1,865,937,636	791,978,053	179,328,330	894,631,253	6,527,444	0.35%	0.73%
148	Kindred Hospital Seattle	135,065,098	60,055,883	3,328,092	71,681,123	0	0.00%	0.00%
183	MultiCare/Auburn Medical Center	811,370,174	429,089,053	196,749,374	185,531,747	23,941,239	2.95%	12.90%
212	MultiCare/Covington	256,133,101	59,443,029	71,378,256	125,311,816	8,609,763	3.36%	6.87%
919	MultiCare/NAVOS	23,320,780	4,768,357	15,604,045	2,948,378	475,824	2.04%	16.14%
131	Overlake Medical Center	1,563,834,104	690,349,044	102,153,218	771,331,842	22,142,173	1.42%	2.87%
3	Providence/Swedish Cherry Hill	1,763,411,238	900,612,253	222,475,627	640,323,358	16,638,144	0.94%	2.60%
1	Providence/Swedish First Hill	4,323,112,340	1,626,997,749	676,562,828	2,019,551,763	34,328,471	0.79%	1.70%
210	Providence/Swedish Issaquah	668,756,533	241,403,179	68,740,261	358,613,093	6,627,502	0.99%	1.85%
204	Seattle Cancer Care Alliance	1,087,661,462	376,879,945	111,839,228	598,942,289	9,207,934	0.85%	1.54%
14	Seattle Children's Hospital	2,747,120,445	36,119,981	1,375,822,321	1,335,178,143	33,468,655	1.22%	2.51%
195	Snoqualmie Valley Hospital	48,170,035	30,482,399	4,393,749	13,293,887	592,414	1.23%	4.46%
904	UHS/BHC Fairfax Hospital - Kirkland	150,670,714	32,913,150	67,722,600	50,034,964	431,920	0.29%	0.86%
29	UW Medicine/Harborview Medical Center	2,447,286,219	743,856,616	803,567,081	899,862,522	82,847,101	3.39%	9.21%
130	UW Medicine/Northwest Hospital	1,198,677,124	561,660,334	177,064,649	459,952,141	14,032,615	1.17%	3.05%
128	UW Medicine/UW Medical Center	2,883,288,178	986,020,335	502,026,076	1,395,241,767	28,969,828	1.00%	2.08%
155	UW Medicine/Valley	2,021,898,198	750,659,003	431,061,656	840,177,539	25,050,647	1.24%	2.98%
10	Virginia Mason Medical Center	2,456,386,857	1,132,909,002	181,724,577	1,141,753,278	21,387,921	0.87%	1.87%
KING COUNTY TOTALS		28,896,117,517	10,461,088,267	5,780,774,174	12,654,255,076	380,181,394	1.32%	3.00%
PUGET SOUND REGION (Less King Co. N=24)								
106	Cascade Valley Hospital	163,998,925	60,505,716	40,708,738	62,784,471	1,012,324	0.62%	1.61%
213	CHI/Franciscan Rehabilitation Hospital	12,482,393	7,763,290	103,473	4,615,630	0	0.00%	0.00%
142	CHI/Harrison Medical Center	2,118,510,699	1,097,975,501	364,264,076	656,271,122	14,138,591	0.67%	2.15%
209	CHI/St. Anthony Hospital	751,598,147	369,382,650	116,533,256	265,682,241	6,672,216	0.89%	2.51%
132	CHI/St. Clare Hospital	849,024,088	365,467,618	244,560,597	238,995,873	16,692,825	1.97%	6.98%
32	CHI/St. Joseph Medical Center	2,830,178,356	1,301,864,010	620,874,085	907,440,261	32,458,675	1.15%	3.58%
104	EvergreenHealth/Monroe	136,451,584	45,409,580	31,401,911	59,640,093	585,094	0.43%	0.98%
54	Forks Community Hospital	46,367,166	16,474,343	13,958,854	15,933,969	649,026	1.40%	4.07%
134	Island Hospital	230,662,942	110,905,895	20,648,412	99,108,635	503,872	0.22%	0.51%
85	Jefferson Healthcare	227,367,408	133,345,362	35,816,624	58,205,422	2,363,239	1.04%	4.06%
81	MultiCare/Good Samaritan	1,932,854,813	872,709,888	379,380,259	680,764,666	42,916,045	2.22%	6.30%
175	MultiCare/Mary Bridge Children's Hospital	832,747,807	555,632	483,984,670	348,207,505	8,802,487	1.06%	2.53%
176	MultiCare/Tacoma General/Allenmore	3,347,564,929	1,329,394,971	855,345,003	1,162,824,955	77,586,074	2.32%	6.67%
38	Olympic Medical Center	403,824,450	236,656,358	66,484,223	100,683,869	2,649,178	0.66%	2.63%
211	PeaceHealth/Peace Island	27,601,115	14,690,315	3,897,481	9,013,319	426,526	1.55%	4.73%
145	PeaceHealth/St. Joseph Hospital	1,517,451,564	790,652,299	285,541,082	441,258,183	22,941,742	1.51%	5.20%
206	PeaceHealth/United General	121,850,321	61,758,319	24,927,766	35,164,236	2,212,816	1.82%	6.29%
84	Providence/Everett	2,348,409,228	1,115,558,736	406,068,036	826,782,456	38,394,081	1.63%	4.64%
138	Providence/Swedish Edmonds	889,789,246	398,540,692	164,089,617	327,158,937	14,264,017	1.60%	4.36%
207	Skagit Regional Health	1,208,604,028	619,871,701	247,364,747	341,367,580	7,159,337	0.59%	2.10%
924	Smokey Point Behavioral Hospital	79,031,405	18,786,800	34,698,850	25,545,755	1,021,867	1.29%	4.00%
922	UHS/BHC Fairfax Hospital - Everett	30,278,289	8,198,400	14,789,600	7,290,289	25,985	0.09%	0.36%
923	UHS/BHC Fairfax Hospital - Monroe	26,236,005	17,138,800	4,911,200	4,186,005	-3,832	-0.01%	-0.09%
156	WhidbeyHealth*	290,319,039	133,039,032	37,601,133	119,678,874	338,747	0.12%	0.28%
PUGET SOUND REGION TOTALS		20,423,203,947	9,126,645,908	4,497,953,693	6,798,604,346	293,810,932	1.44%	4.32%

**Total Patient Service Revenue, Adjusted Patient Service Revenue, and Amount of Charity Care as a Percent
for Washington Hospital Fiscal Years Ending During Calendar Year 2018**

Revenue Categories - Patient Service Revenue - (Billed Charges)								
Lic. No	Region/Hospital	Total Patient Service Revenue	(Less) Medicare Revenue	(Less) Medicaid Revenue	Adjusted Patient Service Revenue	Charity Care	Charity Care as a % of Total Patient Service Revenue	Charity Care as a % of Adjusted Patient Service Revenue
SOUTHWEST WASHINGTON REGION (N=14)								
173	ArborHealth (formerly Morton General)	43,018,331	22,812,530	10,869,070	9,336,731	154,969	0.36%	1.66%
63	Grays Harbor Community Hospital	368,795,636	184,758,572	97,135,115	86,901,949	745,536	0.20%	0.86%
8	Klickitat Valley Health	42,517,945	19,845,556	11,854,450	10,817,939	735,317	1.73%	6.80%
208	Legacy Salmon Creek Hospital	1,012,056,136	432,483,966	216,347,821	363,224,349	20,278,012	2.00%	5.58%
197	Lifepoint/Capital Medical Center	596,392,509	229,580,603	8,105,346	358,706,560	5,771,094	0.97%	1.61%
152	Mason General Hospital	222,882,635	100,273,094	64,134,251	58,475,290	3,476,258	1.56%	5.94%
79	Ocean Beach Hospital	48,566,738	26,954,367	216,967	21,395,404	99,125	0.20%	0.46%
170	PeaceHealth/Southwest Medical Center	1,822,118,233	882,408,386	391,105,746	548,604,101	28,098,913	1.54%	5.12%
26	PeaceHealth/St. John Medical Center	780,473,535	373,678,262	220,161,229	186,634,044	11,229,345	1.44%	6.02%
191	Providence/Centralia Hospital	740,418,010	383,114,043	165,940,897	191,363,070	14,463,740	1.95%	7.56%
159	Providence/St. Peter Hospital	2,045,470,442	1,141,385,038	333,821,024	570,264,380	30,953,437	1.51%	5.43%
96	Skyline Hospital	27,867,392	13,039,671	543,531	14,284,190	220,418	0.79%	1.54%
186	Summit Pacific Medical Center*	74,304,414	27,918,096	23,621,473	22,764,845	1,260,114	1.70%	5.54%
56	Willapa Harbor Hospital	35,431,018	18,027,082	6,687,730	10,716,206	462,172	1.30%	4.31%
SOUTHWEST WASH REGION TOTALS		7,860,312,974	3,856,279,266	1,550,544,650	2,453,489,058	117,948,450	1.50%	4.81%
CENTRAL WASHINGTON REGION (N=21)								
102	Astria/Regional Medical Center	0	0	0	0	0		
198	Astria/Sunnyside Hospital	289,187,816	54,198,074	54,053,606	180,936,136	4,396,039	1.52%	2.43%
199	Astria/Toppenish Hospital	0	0	0	0	0		
158	Cascade Medical Center	24,551,248	13,485,863	3,211,305	7,854,080	318,888	1.30%	4.06%
45	Columbia Basin Hospital	24,426,394	8,973,733	4,317,823	11,134,838	32,801	0.13%	0.29%
168	Confluence/Central Washington Hospital	875,753,594	464,902,179	167,252,958	243,598,457	7,039,240	0.80%	2.89%
205	Confluence/Wenatchee Valley	636,935,560	287,169,622	110,622,545	239,143,393	6,068,329	0.95%	2.54%
150	Coulee Medical Center	52,864,943	15,020,228	21,792,581	16,052,134	240,018	0.45%	1.50%
140	Kittitas Valley Healthcare	140,104,003	53,202,595	23,178,848	63,722,560	955,198	0.68%	1.50%
165	Lake Chelan Community Hospital	47,878,623	20,562,055	10,446,013	16,870,555	575,873	1.20%	3.41%
915	Lifepoint/Lourdes Counseling Center	58,646,197	7,330,664	38,044,607	13,270,926	174,308	0.30%	1.31%
22	Lifepoint/Lourdes Medical Center	271,035,265	110,986,212	50,649,625	109,399,428	5,403,992	1.99%	4.94%
39	Lifepoint/Trios Health	465,491,188	201,920,953	101,866,373	161,703,862	1,584,553	0.34%	0.98%
147	Mid Valley Hospital	65,626,348	25,366,412	20,022,063	20,237,873	920,102	1.40%	4.55%
107	North Valley Hospital	35,559,871	15,230,541	12,399,330	7,930,000	358,603	1.01%	4.52%
46	Prosser Memorial Health	118,391,490	37,289,492	38,722,325	42,379,673	2,108,996	1.78%	4.98%
161	Providence/Kadlec Regional	1,909,301,287	790,540,468	405,135,982	713,624,837	33,479,529	1.75%	4.69%
129	Quincy Valley Medical Center	7,967,813	1,678,879	1,816,300	4,472,634	191,650	2.41%	4.28%
78	Samaritan Healthcare	240,639,714	78,042,365	77,158,439	85,438,910	3,319,907	1.38%	3.89%
23	Three Rivers Hospital	24,158,142	11,780,538	2,691,681	9,685,923	756,482	3.13%	7.81%
58	Virginia Mason Memorial	1,301,320,870	611,969,346	310,962,339	378,389,185	21,706,488	1.67%	5.74%
CENTRAL WASH REGION TOTALS		6,589,840,366	2,809,650,219	1,454,344,743	2,325,845,404	89,630,996	1.36%	3.85%

**Total Patient Service Revenue, Adjusted Patient Service Revenue, and Amount of Charity Care as a Percent
for Washington Hospital Fiscal Years Ending During Calendar Year 2018**

Revenue Categories - Patient Service Revenue - (Billed Charges)								
Lic. No	Region/Hospital	Total Patient Service Revenue	(Less) Medicare Revenue	(Less) Medicaid Revenue	Adjusted Patient Service Revenue	Charity Care	Charity Care as a % of Total Patient Service Revenue	Charity Care as a % of Adjusted Patient Service Revenue
EASTERN WASHINGTON REGION (N=21)								
141	Dayton General Hospital	25,380,696	13,269,609	5,778,550	6,332,537	145,726	0.57%	2.30%
111	East Adams Rural Healthcare	10,594,894	4,731,034	883,471	4,980,389	60,355	0.57%	1.21%
167	Ferry County Memorial Hospital	0	0	0	0	0		
82	Garfield County Memorial Hospital	5,639,002	2,826,317	1,229,280	1,583,405	46,781	0.83%	2.95%
926	Inland Northwest Behavioral Health	1,368,400	124,200	586,800	657,400	0	0.00%	0.00%
137	Lincoln Hospital	29,947,454	15,273,201	6,887,914	7,786,339	75,417	0.25%	0.97%
37	MultiCare/Deaconess Hospital	1,484,983,063	521,740,785	28,279,472	934,962,806	10,130,813	0.68%	1.08%
180	MultiCare/Valley Hospital	699,871,111	207,129,562	10,150,353	482,591,196	6,204,838	0.89%	1.29%
21	Newport Hospital	53,245,772	22,868,624	15,226,379	15,150,769	508,334	0.95%	3.36%
80	Odessa Memorial Hospital	5,631,315	1,748,953	1,534,609	2,347,753	17,379	0.31%	0.74%
125	Othello Community Hospital	0	0	0	0	0		
139	Providence/Holy Family Hospital	616,794,119	301,536,217	149,534,802	165,723,100	10,031,846	1.63%	6.05%
193	Providence/Mount Carmel	107,911,711	53,317,424	26,444,437	28,149,850	1,857,229	1.72%	6.60%
162	Providence/Sacred Heart Medical Center	2,513,249,625	1,137,172,324	611,734,771	764,342,530	27,382,906	1.09%	3.58%
50	Providence/St Mary Medical Center	601,681,995	309,004,263	96,343,864	196,333,868	9,758,127	1.62%	4.97%
194	Providence/St. Joseph's	42,274,203	22,043,632	9,211,674	11,018,897	925,393	2.19%	8.40%
172	Pullman Regional Hospital	123,361,960	41,676,939	14,888,941	66,796,080	1,128,013	0.91%	1.69%
42	Shriner's Hospital - Spokane	38,464,481	0	19,338,480	19,126,001	2,739,821	7.12%	14.33%
157	St. Luke's Rehab Institute	117,692,834	58,048,873	25,394,927	34,249,034	916,085	0.78%	2.67%
108	Tri-State Memorial Hospital	168,271,926	98,586,067	19,961,277	49,724,582	2,197,561	1.31%	4.42%
153	Whitman Hospital	43,219,087	22,570,970	5,410,552	15,237,565	183,690	0.43%	1.21%
EASTERN WASH REGION TOTALS		6,689,583,648	2,833,668,994	1,048,820,553	2,807,094,101	74,310,314	1.11%	2.65%
STATEWIDE TOTALS (N=103)								
		70,459,058,452	29,087,332,654	14,332,437,813	27,039,287,985	955,882,086	1.36%	3.54%

*Hospital late in reporting final data to Department of Health. Amounts displayed are estimates calculated from quarterly reports.

**Hospital late in reporting final data to Department of Health. Amounts displayed are estimates calculated from audited financial statements.

***Partial year data due to change of ownership during the reporting period



2019 Charity Care in Washington Hospitals

April 2021

RCW 70.170

Hospital Charity Care and Financial Data
Health Systems Quality Assurance



DOH is committed to providing customers with forms and publications in appropriate alternate formats. Requests can be made by calling 800-525-0127 or by email at civil.rights@doh.wa.gov. TTY users dial 711.

Publication Number DOH-346-123

For more information or additional copies of this report:

Health Systems Quality Assurance
Community Health Systems
P.O. Box 47853
Olympia, WA 98504-7853

360-236-4210

CharityCare@doh.wa.gov

Report Author

Jennifer Landacre, Community Health Systems



Umair A. Shah, MD, MPH Secretary of Health

Contents

Executive Summary.....	1
Background on charity care in Washington.....	2
What is charity care?	2
What are hospitals required to report and when?.....	2
How do hospitals report charity care and how is it calculated?	3
2019 Washington state charity care data.....	4
Statewide charity care charges for hospital fiscal year 2019	4
Distribution of charity care among Washington hospitals	6
Adjusting billed charges to determine actual cost of providing charity care.....	6
Contribution of all purchasers of care to hospital charity care	7
Uncompensated care in Washington.....	7
Summary	8
About this report	8
Appendix	9
.....	9

Executive Summary

The Department of Health (department) is required per [RCW 70.170.060](#) to provide annual updates to the public on the status of charity care provided by hospitals in Washington state. Hospitals in Washington may not deny patients access to care based on an inability to pay. They are required to develop a charity care policy, and to submit financial data regarding charity care to the department. This report summarizes the charity care data provided by Washington hospitals for the hospital fiscal years (FY) ending in 2019.

Hospitals reported an increase in charity care in FY 2019. Washington hospitals reported \$1.039 billion in charity care billed charges in FY 2019, which amounts to \$349 million in actual expenses based on a cost-to-charge formula¹. These charges reflect an increase of 8.7 percent from those reported in FY 2018.

The amount of money hospitals spent on charity care services in Washington varied widely with the highest reporting hospital, Harborview Medical Center, accounting for 9 percent of the statewide total charity care charges in 2019. The median amount across all hospitals was \$2.48 million; however, the average was more than four times higher at \$10.29 million.

Find more information on charity care, including detailed reports by hospital, [here](#).

¹ Because the data in this report are based on billed charges, not the actual payment expected by the hospital, the approximate cost of providing charity care can be estimated by applying a cost-to-charge ratio. Multiplying the dollars by the cost-to-charge ratio results in an approximate cost of what hospitals actually spent providing this service to patients. The statewide cost-to-charge ratio is 0.336. Based on the \$1.039 billion reported in charity care charges in FY 2019, the overall cost of providing charity care statewide was about \$349 million.

Background on charity care in Washington

What is charity care?

Charity care is defined in chapter [70.170 RCW](#) as “medically necessary hospital health care rendered to indigent persons when third-party coverage, if any, has been exhausted, to the extent that the persons are unable to pay for the care or to pay deductibles or coinsurance amounts required by a third-party payer, as determined by the department.” The definition of charity care changed October 1, 2018 as a result of [Chapter 263, Laws of 2018](#). A person is considered indigent under [WAC 246-453-040](#) if family income is at or below 200 percent of the federal poverty guidelines. Washington law prohibits hospitals from denying patient access to care based on inability to pay or adopting admission policies that significantly reduce charity care.

Patients with family incomes below 100 percent of the federal poverty guidelines are entitled to hospital services at no cost. Hospitals must also provide discounted care to patients between 100 percent and 200 percent of the poverty guidelines using a sliding scale ([WAC 246-453-040](#)). These are minimum requirements. Hospitals may extend free or discounted care to patients earning more than these levels, and many do. The charity care policies for each hospital in Washington are [here](#).²

What are hospitals required to report and when?

Hospitals are required by law to submit charity care policies to the department for review at least 30 days before policies are adopted. Hospitals are also required to submit quarterly and year-end financial reports to the department using a uniform system of accounting. The department uses these financial reports to report charity care data and trends for the state each year. Fiscal years vary among hospitals in Washington, with hospital fiscal years ending on March 31, June 30, September 30, or December 31.

Hospitals are required to report total patient services revenue, also called billed charges, and the amount of patient services revenue that is written off as charity care. Hospitals are also required to report bad debt. Bad debt is different from charity care and is defined as uncollectible amounts, excluding contractual adjustments, which arise from failure to pay by patients whose care has not been classified as charity care. All of these data are reported as part of the hospital’s year-end financial report.

Hospitals report financial data to the department on an income statement. Below is an abbreviated example of an income statement to illustrate the relationships between the various revenue sources and expenses.

² <https://www.doh.wa.gov/DataandStatisticalReports/HealthcareinWashington/HospitalandPatientData/HospitalPolicies>.

Hospital: Sample Community Hospital	Comment	Sample Hospital Revenue
= TOTAL PATIENT SERVICES REVENUE	Inpatient and outpatient revenue equivalent to Total Billed Charges	615,000,000
- Provision for Bad Debts	Unpaid charges billed to patients who are not eligible for charity care, deducted from total revenue	(15,000,000)
- Contractual Adjustments	Reductions from billed charges negotiated by insurance companies, deducted from total revenue	(350,000,000)
- Charity Care	Unpaid charges billed to patients eligible for charity care, deducted from total revenue	(25,000,000)
= NET PATIENT SERVICE REVENUE	Actual patient revenue received	225,000,000
+ OTHER OPERATING REVENUE	Actual revenue received for office rental, cafeteria income, etc.	10,000,000
= TOTAL OPERATING REVENUE	Actual patient revenue and other operating revenue	235,000,000
- TOTAL OPERATING EXPENSES	Total expenses for operating the hospital	(220,000,000)
= NET OPERATING REVENUE	Cash remaining after operation of patient services	15,000,000
+/- NON-OPERATING REVENUE-NET OF EXPENSES	Nonpatient revenue (investments, partnership fees)	5,000,000
= NET REVENUE BEFORE ITEMS LISTED BELOW	Operating plus nonoperating remainder	20,000,000
+/- EXTRAORDINARY ITEM	One-time cash revenue or cash expenses	0
= NET REVENUE OR (EXPENSE)	Net cash remaining after all the transactions	20,000,000

How do hospitals report charity care and how is it calculated?

The amount of charity care reported by hospitals is based on patient services revenue, known as billed charges. These charges are based on the hospital's charge master rate sheet, which sets the price for every treatment and supply category a hospital uses. Every patient's total bill comprises the sum of the charge master rates of the various services or supplies used during the stay before any adjustments based on insurance status. All patients, regardless of insurance status, receive the same billed charges for the same services.

The billed charges reflect a markup that varies among hospitals and is significantly higher than the amount the hospital actually expects to be paid. Medicaid and Medicare pay a set rate for services regardless of billed charges, and private insurance companies negotiate with hospitals for large discounts off the master rate sheet.

Charity care is the amount of billed charges an indigent patient incurs for appropriate hospital-based medical services. Because these charges include the markup, the dollar amount of charity care reported by hospitals overestimates the true cost of providing charity care to indigent patients. To estimate the true cost of providing charity care, the department applies a cost-to-charge ratio. The formula is total operating expenses (the actual cost of running the hospital and providing services) divided by total patient services revenue (billed charges).

2019 Washington state charity care data

Statewide charity care charges for hospital fiscal year 2019

This report describes data collected from licensed Washington hospitals for their fiscal years (FY) ending in 2019. FY 2019 includes data for the 12 months prior to the end of each hospital's fiscal calendar, including data for months in 2018 if the fiscal year starts prior to January 1, 2019.

All charity care data for FY 2019 were due to the department by June 30, 2020. Some hospitals still have not provided data for their 2019 fiscal year. For 2019, 90 of 103 hospitals reported charity care information in year-end financial reports in time to be used in this report. Of the 13 hospitals that did not provide year-end reports, we have provided annual financial estimates for eight hospitals based on their quarterly financial reports or audited financial statements³. For the other five hospitals, no charity care data are available because no FY 2019 financial reports were submitted to the department⁴.

Overall, Washington hospitals reported \$1,039,391,268 in charity care charges written off in FY 2019. These charges amounted to 1.36 percent of total patient services revenue and 3.61 percent of adjusted patient services revenue. Adjusted patient services revenue is the amount of revenue for non-Medicare and non-Medicaid payers, which includes private insurance and self-pay. The proportion of patients covered by Medicare or Medicaid varies widely among hospitals. The use of adjusted patient services revenue allows for a comparison of hospital charity care as a percent of privately sponsored patient revenue.⁵

³ Snoqualmie Valley Hospital (license number 105), Olympic Medical Center (38), Lifepoint/Lourdes Counseling Center (915), Lifepoint/Lourdes Medical Center (22), Dayton General Hospital (141) Lincoln Hospital (137) Two hospitals provided only one quarterly report in 2019. US Healthvest/South Sound Behavioral Health (928), Wellfound Behavioral Health (927).

⁴ Astria/Toppenish Community Hospital (199), Astria/ Regional Medical Center (102), Ferry County Memorial Hospital (167), Garfield County Memorial Hospital (82), and Othello Community Hospital (125).

⁵ Adjusted patient services revenue subtracts Medicare and Medicaid specific patient services revenue from total patient services revenue to allow meaningful comparisons of charity care provided among hospitals. The federal Centers for Medicare and Medicaid Services (CMS) prohibits hospitals from billing patients for the difference between the billed charges and the Medicare or Medicaid payment levels set by CMS. Therefore, patients covered by Medicare or Medicaid can't be charity care patients. The proportion of patients covered by Medicare or Medicaid varies widely among hospitals.

Following a decline in charity care after implementation of the Affordable Care Act in 2013, charity care has been rising again since 2016. The rate of increase slowed between 2018 and 2019. As a percent of total hospital patient services revenue, charity care charges dropped from 2.9 percent to 1.4 percent from 2013 to 2019 (Figure 1 and Table 1).

Figure 1. Statewide Hospital Charity Care in Washington, Fiscal Year 2010 - 2019.

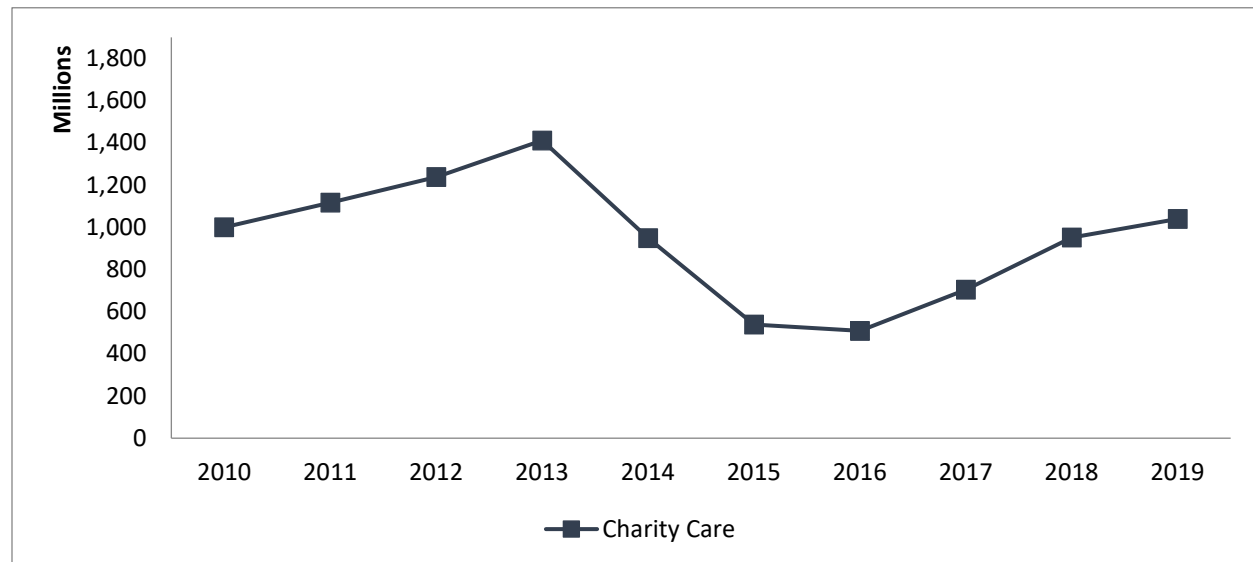


Table 1. Statewide Hospital Charity Care in Washington, Fiscal Year 2010-2019

Year	in Millions			Charity Care		Operating Margin %
	Total Patient Services Revenue	Adjusted Patient Services Revenue	Total Charity Care (Billed Charges)	% of Total Revenue	% of Adjusted Revenue	
2010	\$38,172	\$18,378	\$1,001	2.6%	5.4%	5.6%
2011	\$41,182	\$19,398	\$1,123	2.7%	5.8%	3.4%
2012	\$44,728	\$20,775	\$1,285	2.9%	6.2%	5.5%
2013	\$48,482	\$22,795	\$1,422	2.9%	6.2%	5.0%
2014	\$51,993	\$21,288	\$944	1.8%	4.4%	4.6%
2015	\$57,703	\$23,009	\$540	0.9%	2.3%	5.6%
2016	\$61,782	\$24,102	\$568	0.9%	2.4%	2.7%
2017	\$65,506	\$24,734	\$772	1.2%	3.1%	2.0%
2018	\$70,148	\$26,850	\$951	1.4%	3.5%	2.4%
2019	\$76,292	\$28,769	\$1,039	1.4%	3.6%	2.7%

Table 1 notes: Adjusted patient service revenue is the total hospital revenue minus Medicare and Medicaid charges. Operating margin is the total hospital patient service operating revenue (net of deductions) minus total patient service operating expenses expressed as a percent. Note: Patient service revenue is the same as billed charges.

Distribution of charity care among Washington hospitals

Charity care varied widely among hospitals in fiscal year 2019, ranging from \$0 to \$96,100,092. The median amount of charity care per hospital was \$2,480,097; however, the average was much higher at \$10,291,003 as several hospitals provided significant charity care. The amount varied among hospitals in rural and urban areas and in different geographic areas of the state. These variations do not seem to be explained by population size. Some of the variation may be a function of the proportion of hospital revenue coming from Medicare and Medicaid.

Differences in charity care among hospitals may reflect demographic and socioeconomic differences in service areas, hospital service availability, and charity care practices within the hospital. A high level of reported charity care, for example, may reflect greater need for charity care in the community. Likewise, a low level of charity care may reflect a relative absence of need for charity care in a hospital's service area.

Adjusting billed charges to determine actual cost of providing charity care

Because billed charges reflect mark-ups that vary between hospitals and are significantly higher than the expected payment, determining the actual cost of providing charity care to eligible patients is challenging. One way to estimate the cost of providing charity care is to use a cost-to-charge ratio.⁶ The formula is total operating expenses (the actual cost of running the hospital and providing services) divided by total patient services revenue (billed charges).

As an example of how the cost-to-charge ratio works, if a hospital had billed charges of \$1,000,000 and a cost-to-charge ratio of .345, the actual cost for that hospital to treat patients is \$345,000. If that same hospital reported charity care billed charges of \$100,000, the cost of treating those patients is \$34,500. The higher the ratio, the closer the billed charges are to the actual cost of treating patients. This is only an estimate based on overall hospital performance.

Washington hospitals' cost-to-charge ratios range from .18 to 1.5. The statewide average was .34. Below are some examples of cost-to-charge ratios for Washington hospitals, including a high, average, and low cost-to-charge ratio.

⁶ <http://medical-dictionary.thefreedictionary.com/hospital+cost-to-charge+ratio>

Hospital	Charity Care Charges	Cost-to-Charge Ratio	Estimated Actual Cost of Charity Care
Odessa Memorial Hospital	\$28,975	1.51 ⁷	\$43,757
Overlake Hospital Medical Center	\$18,059,448	.34	\$6,125,673
Multicare/Valley Hospital	\$11,961,367	.18	\$2,158,349

Contribution of all purchasers of care to hospital charity care

Charity care as a percent of adjusted (non-Medicare, non-Medicaid) revenue increased from 4.4 percent to 6.2 percent from FY 2007 through FY 2013, then declined to 4.4 percent in FY 2014, and declined to 2.3 percent in FY 2015, climbing again to 3.1 percent in 2017 and 3.5 percent in 2018. In 2019 charity care as a percent of adjusted revenue was 3.6 percent. Because charity care is unreimbursed, all payers – including insurance companies and patients who self-pay – contribute to covering the cost of charity care provided by the hospital. Throughout this time, fluctuations in the statewide operating margin, which is a measure of hospital profitability, do not appear to have adversely affected the amount of charity care provided in Washington (Table 1).

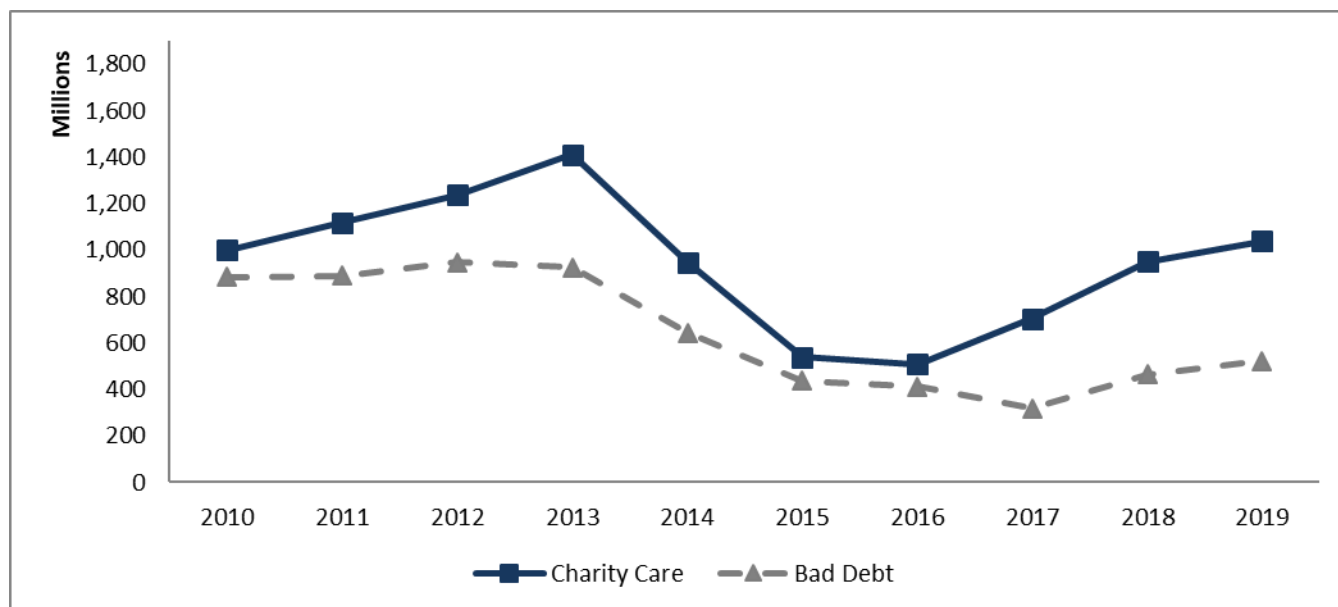
Uncompensated care in Washington

Uncompensated care includes both charity care and bad debt. Looking at uncompensated care gives us a bigger picture of the effect of the Affordable Care Act (ACA) and a way to compare Washington to other states.

Prior to the implementation of the ACA, both charity care and bad debt had been increasing. Both began to decline in 2013 with implementation of ACA provisions. This continued until 2017, when charity care began to rise again. In 2019, charity care and bad debt increased slightly (Figure 2).

⁷ Note: The figures in this column are rounded to the third decimal place whereas the Estimated Actual Cost of Charity Care totals in the column to the right are computed by multiplying by the cost-to-charge ratio figure rounded to the eight-decimal place.

Figure 2. Hospital Charity Care and Bad Debt Patient Service Charges in Washington, Fiscal Year 2010 – 2019



Summary

In 2013, as a result of the Affordable Care Act, Washington saw the first decline in the amount of charity care reported by hospitals since the department began gathering these data in 1989. That decline, however, has ceased and charity care has been increasing again. Charity care rates in Washington in 2019 have remained similar to levels in 2018, which includes slight increases in revenue and slight increases in charity care. Charity care charges increased 24 percent between 2017 and 2018, but only 9.3 percent between 2018 and 2019, so the rise may be slowing.

About this report

The department has issued an annual report since 1990 as directed by chapter 70.170 of the Revised Code of Washington (RCW). Your feedback is important to us. Submit your comments by email at charitycare@doh.wa.gov to help us continue to improve the charity care report.

Appendix

Total Patient Service Revenue, Adjusted Patient Service Revenue, and Amount of Charity Care as a Percent for Washington Hospital Fiscal Years Ending During Fiscal Year 2019

Revenue Categories - Patient Service Revenue - (Billed Charges)								
Lic. No	Region/Hospital	Total Patient Service Revenue	(Less) Medicare Revenue	(Less) Medicaid Revenue	Adjusted Patient Service Revenue	Charity Care	Charity Care as a % of Total Patient Service Revenue	Charity Care as a % of Adjusted Patient Service Revenue
KING COUNTY (N=23)								
921	Cascade Behavioral Health	91,272,341	44,875,278	32,870,769	13,526,294	141,473	0.16%	1.05%
202	CHI/Regional Hospital	43,100,478	31,796,200	4,055,745	7,248,533	93,568	0.22%	1.29%
126	CHI/Saint Anne Hospital (formerly Highline)	1,018,959,969	437,524,548	245,436,124	335,999,297	15,449,005	1.52%	4.60%
35	CHI/Saint Elizabeth Hospital	248,247,347	93,849,996	45,986,746	108,410,605	3,260,545	1.31%	3.01%
201	CHI/Saint Francis Community Hospital	1,413,260,165	567,288,903	318,361,010	527,610,252	19,148,837	1.35%	3.63%
164	EvergreenHealth/Kirkland	2,017,928,129	834,672,040	183,630,903	999,625,186	7,849,763	0.39%	0.79%
148	Kindred Hospital Seattle	93,935,503	33,233,320	3,512,744	57,189,439	-	0.00%	0.00%
183	MultiCare/Auburn Regional Medical Center	852,214,961	352,942,637	232,372,657	266,899,667	25,121,952	2.95%	9.41%
212	MultiCare/Covington Medical Center	315,470,520	78,687,234	87,468,738	149,314,548	9,106,119	2.89%	6.10%
919	MultiCare/Navos	47,180,395	4,826,660	33,862,012	8,491,723	581,418	1.23%	6.85%
131	Overlake Hospital Medical Center	1,680,136,121	739,227,675	108,609,779	832,298,667	18,059,448	1.07%	2.17%
3	Providence/Swedish - Cherry Hill	1,849,406,531	985,115,561	216,356,781	647,934,189	12,424,017	0.67%	1.92%
1	Providence/Swedish - First Hill	4,334,369,781	1,626,844,698	679,804,315	2,027,720,768	32,798,498	0.76%	1.62%
210	Providence/Swedish - Issaquah	721,666,518	264,746,274	71,645,339	385,274,905	6,960,454	0.96%	1.81%
204	Seattle Cancer Care Alliance	1,298,538,505	453,396,490	128,036,267	717,105,748	13,843,614	1.07%	1.93%
14	Seattle Children's Hospital	2,774,660,535	41,337,872	1,325,534,439	1,407,788,224	25,929,146	0.93%	1.84%
195	Snoqualmie Valley Hospital*	53,365,146	31,544,531	4,565,642	17,254,973	1,101,458	2.06%	6.38%
904	UHS/BHC Fairfax Hospital	149,584,448	28,135,525	76,756,550	44,692,373	114,930	0.08%	0.26%
29	UW Medicine/Harborview Medical Center	2,529,966,620	817,756,464	787,232,752	924,977,404	96,100,092	3.80%	10.39%
130	UW Medicine/Northwest Hospital	1,247,438,480	597,869,653	171,573,791	477,995,036	17,513,389	1.40%	3.66%
128	UW Medicine/University of Washington	3,175,944,959	1,107,129,463	495,213,748	1,573,601,748	27,829,784	0.88%	1.77%
155	UW Medicine/Valley Medical Center	2,155,890,591	831,537,075	436,586,273	887,767,243	20,906,704	0.97%	2.35%
10	Virginia Mason Medical Center	2,649,000,164	1,235,840,378	187,777,852	1,225,381,934	25,661,022	0.97%	2.09%
KING COUNTY TOTALS		30,761,538,207	11,240,178,475	5,877,250,976	13,644,108,756	379,995,236	1.24%	2.79%
PUGET SOUND REGION (Less King Co. N=25)								
213	CHI/Franciscan Rehabilitation Hospital	20,450,636	10,395,579	65,598	9,989,459	-	0.00%	0.00%
209	CHI/Saint Anthony Hospital	883,555,068	430,402,277	129,521,732	323,631,059	6,434,697	0.73%	1.99%
132	CHI/Saint Clare Hospital	977,175,653	412,882,806	253,003,969	311,288,878	10,990,695	1.12%	3.53%
32	CHI/Saint Joseph Medical Center - Tacoma	3,220,909,840	1,483,534,959	658,791,305	1,078,583,576	25,276,355	0.78%	2.34%
142	CHI/Saint Michael Hospital (formerly Harrison)	2,678,575,333	1,383,077,968	426,857,426	868,639,939	15,370,856	0.57%	1.77%
104	EvergreenHealth/Monroe	139,542,565	45,831,726	31,472,749	62,238,090	910,299	0.65%	1.46%
54	Forks Community Hospital	50,912,976	19,776,076	13,844,152	17,292,748	583,316	1.15%	3.37%
134	Island Hospital	240,956,743	128,211,325	25,412,280	87,333,138	755,934	0.31%	0.87%
85	Jefferson Healthcare	261,404,232	156,554,618	37,725,365	67,124,249	3,133,646	1.20%	4.67%
81	MultiCare/Good Samaritan Hospital	2,145,418,874	967,112,739	420,631,496	757,674,639	46,912,061	2.19%	6.19%
175	MultiCare/Mary Bridge Children's Health	937,464,445	228,550	541,078,469	396,157,426	7,767,742	0.83%	1.96%
176	MultiCare/Tacoma General - Allenmore	3,617,232,957	1,468,302,293	876,379,895	1,272,550,769	73,406,406	2.03%	5.77%
38	Olympic Medical Center*	443,123,875	254,783,688	68,518,865	119,821,322	2,480,097	0.56%	2.07%
211	PeaceHealth/Peace Island Medical Center	34,363,663	19,432,552	3,896,466	11,034,645	1,018,258	2.96%	9.23%
145	PeaceHealth/Saint Joseph Hospital	1,630,745,258	872,422,089	295,151,237	463,171,932	32,249,494	1.98%	6.96%
206	PeaceHealth/United General Hospital	135,115,901	68,260,088	25,799,616	41,056,197	4,420,347	3.27%	10.77%
84	Providence/Regional Medical Center Everett	2,452,887,044	1,172,084,927	427,566,771	853,235,346	47,071,724	1.92%	5.52%
138	Providence/Swedish - Edmonds	924,873,583	438,146,902	162,937,564	323,789,117	16,102,665	1.74%	4.97%
106	Skagit Regional Health/Cascade Valley Hospital	200,801,840	76,390,787	52,676,993	71,734,060	1,036,164	0.52%	1.44%
207	Skagit Regional Health/Skagit Valley Hospital	1,275,775,923	650,933,657	242,763,965	382,078,301	8,963,308	0.70%	2.35%
923	UHS/BHC Fairfax Hospital - Monroe	25,719,487	13,706,000	6,829,200	5,184,287	42,532	0.17%	0.82%
922	UHS/BHC Fairfax Hospital - North	29,564,217	5,980,800	15,198,400	8,385,017	1,403	0.00%	0.02%
924	US Healthvest/Smokey Point Behavioral Hospital	84,577,133	16,377,000	42,347,300	25,852,833	381,783	0.45%	1.48%
927	Wellfound Behavioral Health**	2,455,296	493,377	997,899	964,020	-	0.00%	0.00%
156	WhidbeyHealth	247,500,850	117,929,944	30,952,366	98,618,540	468,271	0.19%	0.47%
PUGET SOUND REGION TOTALS		22,661,103,392	10,213,252,727	4,790,421,078	7,657,429,587	305,778,053	1.35%	3.99%

**Total Patient Service Revenue, Adjusted Patient Service Revenue, and Amount of Charity Care as a Percent
for Washington Hospital Fiscal Years Ending During Fiscal Year 2019**

Revenue Categories - Patient Service Revenue - (Billed Charges)								
Lic. No	Region/Hospital	Total Patient Service Revenue	(Less) Medicare Revenue	(Less) Medicaid Revenue	Adjusted Patient Service Revenue	Charity Care	Charity Care as a % of Total Patient Service Revenue	Charity Care as a % of Adjusted Patient Service Revenue
SOUTHWEST WASHINGTON REGION (N=15)								
173	Arbor Health (formerly Morton General)	45,139,645	27,598,622	7,587,855	9,953,168	119,590	0.26%	1.20%
63	Grays Harbor Community Hospital	367,356,647	182,403,774	24,976,471	159,976,402	1,640,583	0.45%	1.03%
8	Klickitat Valley Hospital	44,071,986	21,478,685	11,757,856	10,835,445	583,768	1.32%	5.39%
208	Legacy/Salmon Creek Hospital	1,101,530,728	474,349,096	221,834,845	405,346,787	19,235,140	1.75%	4.75%
197	LifePoint/Capital Medical Center	663,162,049	253,921,553	8,375,302	400,865,194	7,409,755	1.12%	1.85%
152	Mason General Hospital	263,528,572	120,146,153	75,131,658	68,250,761	4,857,164	1.84%	7.12%
79	Ocean Beach Hospital	55,031,310	31,252,108	11,990,778	11,788,424	251,073	0.46%	2.13%
26	PeaceHealth/Saint John Medical Center	881,197,932	426,199,092	240,123,543	214,875,297	22,171,985	2.52%	10.32%
170	PeaceHealth/Southwest Medical Center	1,975,066,452	989,028,588	404,367,481	581,670,383	46,995,169	2.38%	8.08%
191	Providence/Centralia Hospital	831,107,340	438,517,545	174,286,605	218,303,190	16,961,690	2.04%	7.77%
159	Providence/Saint Peter Hospital	2,131,918,459	1,191,683,972	336,154,580	604,079,907	30,429,351	1.43%	5.04%
96	Skyline Hospital	28,895,891	14,002,887	776,615	14,116,389	221,157	0.77%	1.57%
186	Summit Pacific Medical Center	86,724,246	31,689,003	27,053,484	27,981,759	1,810,603	2.09%	6.47%
928	US Healthvest/South Sound Behavioral Health**	3,857,000	903,500	2,033,000	920,500	1,400	0.04%	0.15%
56	Willapa Harbor Hospital	37,261,768	19,665,802	7,671,827	9,924,139	353,448	0.95%	3.56%
SOUTHWEST WASH REGION TOTALS		8,515,850,025	4,222,840,380	1,554,121,900	2,738,887,745	153,041,876	1.80%	5.59%
CENTRAL WASHINGTON REGION (N=21)								
102	Astria/Regional Medical Center	Not Reported						
198	Astria/Sunnyside Community Hospital	318,267,538	118,610,214	112,725,356	86,931,968	6,145,008	1.93%	7.07%
199	Astria/Toppenish Community Hospital	Not Reported						
158	Cascade Medical Center	25,871,189	13,757,349	3,643,169	8,470,671	223,021	0.86%	2.63%
45	Columbia Basin Hospital	27,745,417	8,593,916	5,731,268	13,420,233	42,464	0.15%	0.32%
168	Confluence/Central Washington Hospital	1,034,643,932	553,225,588	184,785,405	296,632,939	9,925,634	0.96%	3.35%
205	Confluence/Wenatchee Valley Hospital	557,843,530	254,156,640	91,969,768	211,717,122	4,929,638	0.88%	2.33%
150	Coulee Community Hospital	53,036,305	14,228,430	21,331,389	17,476,486	334,430	0.63%	1.91%
140	Kititas Valley Hospital	152,675,062	62,022,398	27,442,294	63,210,370	459,763	0.30%	0.73%
165	Lake Chelan Community Hospital	44,518,412	19,654,623	9,215,557	15,648,232	710,980	1.60%	4.54%
915	LifePoint/Lourdes Counseling Center*	71,494,147	11,291,538	41,885,007	18,317,602	20,364	0.03%	0.11%
22	LifePoint/Lourdes Medical Center*	303,056,256	125,857,509	48,531,875	128,666,872	4,752,933	1.57%	3.69%
39	LifePoint/Trios Health	502,926,950	216,453,755	110,402,502	176,070,693	2,186,506	0.43%	1.24%
147	Mid Valley Hospital	75,689,086	28,943,046	22,237,335	24,508,705	1,037,876	1.37%	4.23%
107	North Valley Hospital	37,433,055	14,991,334	4,418,391	18,023,330	617,097	1.65%	3.42%
46	Prosser Memorial Health	142,067,798	45,733,975	45,682,787	50,651,036	1,671,832	1.18%	3.30%
161	Providence/Kadlec Medical Center	2,021,338,025	858,905,488	417,247,896	745,184,641	41,095,368	2.03%	5.51%
129	Quincy Valley Hospital	9,794,629	1,511,656	240,380	8,042,593	191,648	1.96%	2.38%
78	Samaritan Hospital	250,016,707	83,492,381	78,346,930	88,177,396	4,264,490	1.71%	4.84%
23	Three Rivers Hospital	23,481,287	13,873,235	8,110,235	1,497,817	584,483	2.49%	39.02%
58	Virginia Mason Memorial Hospital	1,459,296,235	698,795,691	349,528,335	410,972,209	23,259,391	1.59%	5.66%
CENTRAL WASH REGION TOTALS		7,111,195,560	3,144,098,766	1,583,475,879	2,383,620,915	102,452,926	1.44%	4.30%

**Total Patient Service Revenue, Adjusted Patient Service Revenue, and Amount of Charity Care as a Percent
for Washington Hospital Fiscal Years Ending During Fiscal Year 2019**

Revenue Categories - Patient Service Revenue - (Billed Charges)								
Lic. No	Region/Hospital	Total Patient Service Revenue	(Less) Medicare Revenue	(Less) Medicaid Revenue	Adjusted Patient Service Revenue	Charity Care	Charity Care as a % of Total Patient Service Revenue	Charity Care as a % of Adjusted Patient Service Revenue
EASTERN WASHINGTON REGION (N=21)								
141	Dayton General Hospital*	27,423,886	15,008,078	693,218	11,722,590	131,501	0.48%	1.12%
111	East Adams Rural Hospital	9,920,979	4,029,202	2,252,711	3,639,066	66,509	0.67%	1.83%
167	Ferry County Memorial Hospital	Not reported						
82	Garfield County Memorial Hospital	Not reported						
926	Inland Northwest Behavioral Health	27,714,895	4,985,600	1,915,200	20,814,095	116,088	0.42%	0.56%
137	Lincoln Hospital*	33,329,904	16,960,581	7,190,590	9,178,733	187,535	0.56%	2.04%
37	MultiCare/Deaconess Hospital	1,713,095,608	838,084,088	329,548,869	545,462,651	21,079,515	1.23%	3.86%
180	MultiCare/Valley Hospital	748,531,328	340,618,995	148,733,283	259,179,050	11,961,367	1.60%	4.62%
21	Newport Community Hospital	57,107,954	25,912,987	15,214,105	15,980,862	843,280	1.48%	5.28%
80	Odessa Memorial Hospital	5,776,116	1,779,425	1,794,586	2,202,105	28,975	0.50%	1.32%
125	Othello Community Hospital	Not reported						
139	Providence/Holy Family Hospital	674,123,703	327,749,702	160,661,751	185,712,250	11,223,155	1.66%	6.04%
193	Providence/Mount Carmel Hospital	116,521,670	58,410,729	26,523,986	31,586,955	2,264,876	1.94%	7.17%
162	Providence/Sacred Heart Medical Center	2,680,401,648	1,178,255,366	642,007,562	860,138,720	30,232,790	1.13%	3.51%
194	Providence/Saint Joseph's Hospital	36,809,232	19,363,072	8,442,441	9,003,719	895,834	2.43%	9.95%
50	Providence/Saint Mary Medical Center	599,906,993	307,262,761	99,995,610	192,648,622	11,114,101	1.85%	5.77%
172	Pullman Regional Hospital	132,569,203	47,569,175	14,998,525	70,001,503	949,959	0.72%	1.36%
157	Saint Luke's Rehabilitation Institute	116,287,797	58,357,807	24,815,567	33,114,423	1,016,856	0.87%	3.07%
42	Shriners Hospital for Children - Spokane	38,317,817	3,738	18,783,559	19,530,520	3,613,369	9.43%	18.50%
108	Tri-State Memorial Hospital	182,587,520	108,634,154	18,506,951	55,446,415	2,131,025	1.17%	3.84%
153	Whitman Medical Center	48,014,916	19,108,801	7,502,287	21,403,828	266,442	0.55%	1.24%
EASTERN WASH REGION TOTALS		7,248,441,169	3,372,094,261	1,529,580,801	2,346,766,107	98,123,177	1.35%	4.18%
STATEWIDE TOTALS (N=105)		76,298,128,353	32,192,464,609	15,334,850,634	28,770,813,110	1,039,391,268	1.36%	3.61%

*Hospital late in reporting final data to Department of Health. Amounts displayed are estimates calculated from quarterly reports.

**Only one quarter reported in 2019.



Exhibit 8

LEASE AGREEMENT
BETWEEN
SRS Ventures, L.L.C.,
a Washington limited liability company
("Landlord")
and
Sound Ambulatory Surgery Center,
a Washington corporation
("Tenant")

Dated: April 9th, 2020

LEASE AGREEMENT

THIS LEASE ("Lease") dated as of the 9th day of April 2020, is made by and between SRS Ventures, L.L.C., a Washington limited liability company ("Landlord"), and Anesis Spine and Pain Care, Inc. a Washington corporation ("Tenant").

ARTICLE 1. - DEFINITIONS

1.1 Defined Terms. The following terms shall have the meanings specified in this Section, unless otherwise specifically provided. Other terms may be defined in other parts of the Lease.

(a) Landlord: SRS Ventures, L.L.C.,
a Washington limited liability company,

(b) Landlord's Address: SRS Ventures, L.L.C.
c/o MJR Development
Attn: Michael J. Raskin
6725 – 116th Avenue SE, Suite 100
Kirkland, WA 98033
Telephone: (425) 822-4466
Facsimile: (425) 822-1626

With a Copy to: John F. Sherwood, Jr.
Peterson Russell Kelly PLLC
1850 Skyline Tower
10900 NE 4th Street
Bellevue, WA 98004-8341
Tel: (425) 462-4700
Dir: (425) 990-4029
Fax: (425) 451-0714

(c) Tenant: Anesis Spine and Pain Care
a Washington corporation

- (d) Tenant's Address: For Notices:
Sound Ambulatory Surgery Center
c/o Paul Song
801 SW 16th Street, Suite 121
Renton, WA 98057
Telephone: 206-538-6300 x6342
Facsimile: 206-538-6301
- (e) Tenant's Address: For Billing:
Sound Ambulatory Surgery Center
Attn: Paul Song _____
Telephone: (206) _538-
6300 _____
Facsimile: (425) _____
Email:
_paul.song@anesispain.com _____

- (f) Tenant's Use: medical clinic and laboratory purposes and related uses.
- (g) Legal Description: See Exhibit A.
- (h) Building: See Section 2.2.
- (i) Term: 125 Months
- (j) Scheduled Commencement Date: See Section 4.1.

(k) Base Rent:

Start Date	End Date	Base Rate	Monthly Rent
5/1/2020	7/31/2020	\$ -	\$ -
8/1/2020	4/30/2021	\$ 30.00	\$ 9,880.00
5/1/2021	4/30/2022	\$ 30.90	\$ 10,176.40
5/1/2022	4/30/2023	\$ 31.83	\$ 10,481.69
5/1/2023	4/30/2024	\$ 32.78	\$ 10,796.14
5/1/2024	4/30/2025	\$ 33.77	\$ 11,120.03
5/1/2025	4/30/2026	\$ 34.78	\$ 11,453.63
5/1/2026	4/30/2027	\$ 35.82	\$ 11,797.24
5/1/2027	4/30/2028	\$ 36.90	\$ 12,151.15
5/1/2028	4/30/2029	\$ 38.00	\$ 12,515.69
5/1/2029	4/30/2030	\$ 39.14	\$ 12,891.16
5/1/2030	7/31/2030	\$ 40.32	\$ 13,277.89

(l) Broker(s):

None

representing Landlord
("Landlord's Broker").

None
representing Tenant
("Tenant's Broker")

(m) Security Deposit:

\$10,000.00

(n) Prepaid Rent:

\$9,480.59

1.2 Exhibits.

Exhibit A:	Legal Description
Exhibit B:	Tenant Improvements
Exhibit C:	Estoppel Certificate
Exhibit D:	Guaranty
Exhibit E:	Rules and Regulations
Exhibit F:	Tenant Contractor Site Access Insurance Requirements

ARTICLE 2. - THE PREMISES, BUILDING AND PROPERTY

2.1 The Premises. Landlord hereby leases to Tenant Suite 100 (the Premises") of the building located at 155 Lilly Road NE, Olympia, Washington (the "Building") and on that certain parcel of land described on Exhibit A ("Property"). The term "Property" includes the Building and the Premises, as determined by the context of the reference. The location of the Premises in the Building is shown on Exhibit A-1.

2.2 Rentable Area of Building and Premises. The total area of the Building is 12,672 rentable square feet. The area of the Premises is 3,952 rentable square feet. "Rentable Square Feet" as used in this Lease shall be determined in accordance with the ANSI/BOMA Z65.1-2010 Office Building Standard Method A for Measuring Floor Area in Office Buildings ("2010 BOMA"). Landlord shall have the right from time to time to measure or re-measure the Building and/or the Premises using the ANSI/BOMA Z65.1-2017 Office Building Standard Method A, and shall provide Tenant with a copy of the measurement report and details ("Measurement Report"). Tenant's Base Rent and Share of Operating Expenses shall be re-calculated based on the total "Rentable Area" (as defined in the applicable BOMA standard) of the Building and the Rentable Area of the Premises determined by the Measurement Report. Tenant shall within five (5) business days of receipt from Landlord, execute and return Landlord's form of acknowledgement of the revised Base Rent and Tenant's Share of Operating Expenses, but such revisions shall be effective in any case as of the date the Measurement Report is delivered to Tenant. Prior to delivery of the Measurement Report, Tenant shall pay Base Rent and Tenant's Share of Operating Expenses based on the rentable square footage of the Building and Premises set forth in this Section 2.2.

ARTICLE 3. - IMPROVEMENTS

3.1 Acceptance of the Premises, Building and Property. Tenant has had the full and adequate opportunity to inspect the Premises, Building and Property. Except for Tenant Improvements described in Sections 3.2 and 3.3, Tenant accepts the Premises, Building and Property in its current "As-Is" physical condition. Landlord shall have no obligations to make any improvements to the Premises, Building or Property except as specifically required under this Lease.

3.2 Intentionally Deleted.

3.3 Tenant Improvements. Landlord shall cause certain improvements in the Premises to be made at Landlord's sole cost and expense ("Tenant's Work"), all in accordance with this Section 3.3.

3.3.1 Tenant Plans. Tenant has provided to Landlord plans (the "Tenant Plans") for the tenant improvements to be constructed by Landlord, which are attached hereto as Exhibit B.

3.3.2 Changes to Tenant Plans. Should Tenant desire to change the Tenant Plans, Tenant will submit the change to Landlord for approval. Landlord

shall approve such plans or submit to Tenant in writing any objections thereto within ten (10) days after the drawings are provided to Landlord. If Landlord fails to so respond within such period, Landlord shall be deemed to have approved the drawings. Landlord shall not unreasonably withhold its approval of Tenant's construction drawings. Landlord shall not be considered unreasonable in withholding its approval of such construction drawings if they (i) are inconsistent with the approved Tenant Plans, (ii) do not conform to code requirements of effect any structural components or Building systems.

3.3.3 Contractor. Construction shall be performed by registered contractors selected by Landlord.

3.3.4 Construction of Tenant's Work. Landlord shall commence construction of Tenant's Work no later than seven (7) days after obtaining all permits necessary to commence construction of Tenant's Work. All construction shall be performed by or on behalf of Landlord in a good and workmanlike manner and in compliance with all laws.

3.3.5 Tenant's Access During Construction. Tenant or its representative(s) may, with prior notice to Landlord, enter upon the Premises during construction of Tenant's Work for purposes of installing Tenant's furniture, fixtures and equipment; provided that Tenant does not interfere with the Landlord's performance of Tenant's Work. Tenant's use of the Premises for the purposes herein stated shall be on all of the terms, covenants and conditions of this Lease, except as to commencement of the Term and payment of Rent.

3.3.6 Tenant Changes, Improvement Costs and Payment. Tenant shall pay for all costs of completing Tenant's Work that exceed or change the scope of work as described in Exhibit B. Tenant shall pay Landlord the entire amount of any such additional costs estimated by Landlord before Landlord commences any work associated with changes in Tenant's Plans or scope of work.

ARTICLE 4. - TERM

4.1 Term. The Term of this Lease shall commence on the earlier of either (a) May 1st, 2020 or (b) Tenant takes occupancy of any portion of the Premises (the "Commencement Date"). The Lease Term shall end on the last day of the month in which falls the 125th month anniversary of the Commencement Date (the "Term"), unless the Option described below is exercised or the Term ends earlier pursuant to this Lease. Within fifteen (15) days of commencement of the Term, Landlord and Tenant shall execute an amendment to this Lease, setting forth a Commencement Date and expiration dates of the Term.

4.2 Extension Option. If, but only if, Tenant is not in default of any of the terms of this Lease and Tenant gives valid and timely notice of Tenant's exercise of its option to extend the Term of this Lease, then Tenant shall have the right to extend the term of this Lease for one (1) additional period(s) of five (5) year(s) ("Option") commencing on the

expiration of the initial Lease Term, upon the same terms and conditions of this Lease, except that Base Rent shall be adjusted as set forth in Section 4.3 and commence of the first day of the Option Term. To exercise the Option, Tenant must give notice to Landlord that Tenant is exercising the Option not more than twelve (12) or less than six(6) months before the Term expires, time being of the essence. The Option will automatically expire if Tenant does not give timely notice of exercise the Option. Upon Tenant giving Landlord timely notice of exercise, the Term of this Lease shall be deemed to be automatically extended to include the Option period on the terms and conditions set forth in this Section 4.2. If Tenant timely exercises the Option, the parties shall execute an amendment to this Lease memorializing the terms of the Option within thirty (30) days after the Base Rent for the Option term is determined under Section 4.3. The parties shall be bound to the Option, notwithstanding any failure to execute such an amendment.

4.3 Base Rent During Option Term.

4.3.1 Not later than five (5) months prior to the commencement of the Option Term, Landlord shall provide Tenant with Landlord's determination of the fair market Base Rent for such Option Term, including periodic increases as dictated by the then current commercial leasing market conditions ("Landlord's Determination of Base Rent for Option Term"). Tenant shall be deemed to approve Landlord's determination of Base Rent for Option Term unless Tenant provides notice to Landlord within fifteen (15) days after receipt of such notice from Landlord as to that Tenant objects to Landlord's Determination of Base Rent for Option Term. In the event Tenant timely objects to Landlord's Determination of Base Rent for Option Term, Landlord and Tenant shall attempt to agree upon Base Rent for the Premises for the Option Term, such Base Rent to be the fair market rental value of the Premises for the Option Term, as defined in Section 4.3.3 below. If the parties are unable to agree upon the Base Rent for the Option Term within thirty (30) days after receipt of Tenant's notice objecting to Landlord's Determination of Base Rent for Option Term, then within ten (10) days after the end of such thirty (30) day negotiation period, each party, at its own cost and by giving notice to the other party, shall appoint a real estate appraiser with at least ten (10) years full-time commercial real estate appraisal experience in the area in which the Premises are located to appraise and set Base Rent for the Option Term. If a party does not appoint an appraiser within ten (10) days after the other party has given notice of the name of its appraiser, the single appraiser appointed shall be the sole appraiser and shall set Base Rent for the Option Term. If each party shall have so appointed an appraiser, the two appraisers shall meet promptly and attempt to set the Base Rent for the Option Term. If the two appraisers are unable to agree within thirty (30) days after the second appraiser has been appointed, they shall attempt to select a third appraiser meeting the qualifications herein stated within ten (10) days after the last day the two appraisers are given to set Base Rent for the Option Term. If the two appraisers are unable to agree on the third appraiser within such ten (10) day period, then either of the parties to this Lease, by giving five (5) days' notice to the other party, may apply to the then presiding judge of the Superior Court of Thurston County for the selection of a third appraiser meeting the qualifications stated in this

Section. Each of the parties shall bear one-half (1/2) of the cost of appointing the third appraiser and of paying the third appraiser's fee. The third appraiser, however selected, shall be a person who has not previously acted in any capacity for either party.

4.3.2 The fair market Base Rent for the Option Term shall be fixed by the three appraisers in accordance with the following procedures. Each party appointed appraiser shall state, in writing, such appraiser's determination of the Base Rent supported by the reasons therefor and shall make counterpart copies for the other party appointed appraiser and the neutral appraiser. The party appointed appraisers shall arrange for a simultaneous exchange of their proposed fair market Base Rent determinations. The role of the neutral appraiser shall be to select whichever of the two proposed determinations of Base Rent for the Option Term most closely approximates the neutral appraiser's own determination of fair market Base Rent for the Option Term. The neutral appraiser shall have no right to propose a middle ground or any modification of either of the two proposed determinations of fair market Base Rent. The determination of Base Rent for the Option Term which the neutral appraiser chooses as that most closely approximating the neutral appraiser's determination of the fair market Base Rent shall constitute the decision of the appraisers and shall be final and binding upon the parties. The appraisers shall have no power to modify the provisions of this Lease.

4.3.3 For purposes of the appraisal, the Base Rent for the Option Term shall be established as the amount that a ready and willing tenant would pay, as of the Option Term commencement date, as a base rent to a ready and willing landlord of premises comparable to the Premises, in terms of size, quality and comparable term, in their then improved state (but excluding fixtures and improvements that Tenant will remove at the end of the Lease Term), in the Olympia, Washington market, if such premises were exposed for lease on the open market for a reasonable period of time. The Base Rent for the Option Term shall include periodic increases over the Option Term as dictated by the then current leasing market conditions

4.3.4 The neutral appraiser's decision shall be made not later than thirty (30) days after the submission by the appraisers of their proposals with respect to the Base Rent for the Option Term. The parties have included these time limits in order to expedite the proceeding, but they are not jurisdictional; and the neutral appraiser may for good cause allow reasonable extensions or delays, which shall not affect the validity of the award. Absent fraud, collusion or willful misconduct by the neutral appraiser, the award shall be final, and judgment may be entered in any court having jurisdiction thereof.

ARTICLE 5. - RENT

5.1 Base Rent. The Base Rent ("Base Rent") shall be as set forth in Section 1.1(k). The Base Rent shall be paid in advance on the first (1st) day of each and every month during the Term to Landlord at the address set forth in Section 1.1(b) hereof,

or at such other place as Landlord may direct in writing, without any prior notice or demand therefor and without any abatement, deduction, offset or setoff whatsoever. If the Term commences on any day other than the first (1st) day of a calendar month and/or ends on any day other than the last day of a calendar month, Base Rent for the fraction(s) of a month at the commencement and/or upon the expiration of the Term shall be prorated based upon the actual number of days in such fractional month(s). Upon execution of this Lease, Tenant shall deposit with Landlord the Prepaid Rent sum listed in Section 1.1 (n), which shall be applied by Landlord to the initial Rent when due.

5.2 Additional Rent. In addition to Base Rent, Tenant shall pay to Landlord all sums of money or other charges required to be paid by the Tenant under this Lease, including but not limited to the Operating Expenses (as defined in Article 6 hereof) (all such sums being herein deemed "Additional Rent"), and whether or not the same are designated "Additional Rent," the same shall be payable in lawful money of the United States of America without deduction, set-off or abatement whatsoever. Any Additional Rent provided for in this Lease shall become due with the next monthly installment of Base Rent unless otherwise provided. The term "Rent," as used in this Lease, shall refer collectively to "Base Rent" and "Additional Rent." Tenant's obligation to pay Additional Rent shall begin on the Commencement Date.

5.3 Late Payment. If any payment of Rent is not received by Landlord within five (5) business days after the same is due, Tenant shall pay to Landlord a late payment charge equal to five percent (5%) of the amount of such delinquent payment of Rent in addition to the installment of Rent then owing, regardless of whether a notice of default has been given by Landlord. In addition, Tenant shall pay interest on such late payment and late charge from the due date of the late payment at an interest rate equal to twelve percent (12%) per annum ("Default Rate") until such amounts are paid. Landlord and Tenant recognize that the damages that Landlord will suffer as a result of Tenant's failure to timely pay Rent are difficult or impracticable to ascertain, and agree that said interest and late charge are a reasonable approximation of the damages that Landlord will suffer in the event of Tenant's late payment. This provision shall not relieve Tenant from payment of Rent at the time and in the manner herein specified. Acceptance by Landlord of any such interest and late charge shall not constitute a waiver of Tenant's default with respect to said overdue amount, nor shall it prevent Landlord from exercising any other rights or remedies available to Landlord.

5.4 Security Deposit. Concurrently with Tenant's execution of the Lease, Tenant shall deposit with Landlord the Security Deposit specified in Article 1 of this Lease as security for the full and faithful performance of each and every term, covenant and condition of this Lease. Landlord may use, apply or retain the whole or any part of the Security Deposit as may be reasonably necessary (a) to remedy any Default by Tenant under this Lease, (b) to repair damage to the Premises caused by Tenant, (c) to clean the Premises upon termination of this Lease, (d) to reimburse Landlord for the payment of any amount which Landlord may reasonably spend or be required to spend by reason of Tenant's Default, and (e) to compensate Landlord for any other loss or damage which Landlord may suffer by reason of Tenant's Default. If Tenant faithfully and fully complies

with all of the terms, covenants and conditions of this Lease, then within thirty (30) days following the expiration of the Term, the Security Deposit or any balance thereof shall be returned to Tenant, or, at Landlord's option, to the last approved assignee of Tenant's interest under this Lease. Landlord shall not be required to keep the Security Deposit separate from its general funds and Tenant shall not be entitled to any interest on such deposit. If Landlord so uses or applies all or any portion of said deposit, within five (5) days after written demand therefor Tenant shall deposit cash with Landlord in an amount sufficient to restore the Security Deposit to the full extent of the above amount, and Tenant's failure to do so shall be a default under this Lease. In the event Landlord transfers its interest in this Lease, Landlord shall transfer the then remaining amount of the Security Deposit to Landlord's successor in interest, and thereafter Landlord shall have no further liability to Tenant with respect to such Security Deposit.

ARTICLE 6. - ADDITIONAL RENT AND CHARGES

In addition to Base Rent and other sums payable by Tenant under this Lease, Tenant shall pay to Landlord, as Additional Rent, Tenant's Share of Operating Expenses (as such term is defined below).

6.1 Tenant's Share. For purposes of this Lease, "Tenant's Share" means the percentage obtained by dividing the Rentable Area of the Premises by the total rentable area of the Building, whether leased or not, in the Building or the Property, as applicable with respect to any specific Operating Expense, subject to adjustment in the event of changes in Rentable Area of the Property, Building and/or Premises. Notwithstanding the above, Landlord shall have the right, but not the obligation, to equitably adjust Tenant's Share of any specific Operating Expense so as to render such expense payable proportionately by those tenants benefited by the same or otherwise in order to appropriately allocate such Operating Expense to cover the area covered by such Operating Expense. In the event the average occupancy level of the Building for any calendar year was or is not one hundred percent (100%) of full occupancy, then the estimated Operating Expenses and actual Operating Expenses for such year shall be proportionately adjusted by Landlord to reflect those costs which have occurred had the Building and/or Property, as the case may be, been one hundred percent (100%) occupied during such year.

6.2 Estimated Operating Expenses.

6.2.1 Upon the Commencement of the Term, and thereafter prior to the commencement of each calendar year occurring wholly or partially within the Term or as soon as practical thereafter, Landlord shall estimate Tenant's Share of annual Operating Expenses payable by Tenant pursuant to this provision, and Tenant shall pay to Landlord on the first (1st) day of each month in advance, one-twelfth (1/12th) of such estimated amount. In the event that during any calendar year of the Term, Landlord determines that the actual Operating Expenses for such year will exceed the estimated Operating Expenses, Landlord may revise such estimate by written notice to Tenant, and Tenant shall pay to Landlord, concurrently with the regular monthly rent payment next due following

the receipt of the revised estimate, an amount equal to the difference between the initial monthly estimate and the revised monthly estimate multiplied by the number of months expired during such calendar year, and shall also pay an amount equal to the revised monthly estimate for the month of such payment. Subsequent installments shall be payable concurrently with the regular monthly Base Rent due for the balance of the calendar year, and shall continue until the next calendar year's estimate is rendered or Landlord next revises its estimate of Operating Expenses, whichever occurs sooner. Tenant shall pay Tenant's Share of Operating Expenses in monthly payments payable on the first (1st) day of each month commencing on the Commencement Date.

6.2.2 Within one hundred twenty (120) days following the end of each year or a reasonable time thereafter, Landlord shall provide Tenant with a written statement of Tenant's Share of the actual total Operating Expenses for such year, and there shall be an adjustment made to account for any difference between the actual and the estimated Operating Expenses for the previous year. If Tenant has overpaid the amount of Operating Expenses owing pursuant to this provision, Landlord shall, provided Tenant is not in default hereunder, credit such overpayment to Tenant's account. If Tenant has underpaid the amount of Operating Expenses owing pursuant to this provision, Tenant shall pay the total amount of such deficiency to Landlord as Additional Rent, with the next payment of Base Rent due under this Lease following delivery of written notice of said deficiency from Landlord to Tenant.

6.2.3 Tenant or its audit representatives shall have the right to inspect and audit Landlord's books and records with respect to this Lease to verify actual Operating Costs. Tenant shall have the right to retain a copy of the audit for its records. If Tenant's audit of the Operating Costs reveals an overcharge of more than five percent (5%), Landlord promptly shall reimburse Tenant for the reasonable costs of the audit. Any overcharge or underpayment of Operating Costs shall be due from one party to the other within thirty (30) days after the amount of the overcharge or underpayment has been fixed. The foregoing rights also shall apply with respect to verification of any amounts charged by Landlord to Tenant for utility costs and real estate taxes.

6.2.4 Landlord shall keep its books of account and records concerning Operating Expenses in compliance with generally accepted accounting principles and retain the same for two (2) years after the calendar year for which they were prepared. Unless Tenant objects in writing regarding specific discrepancies in the Operating Expense calculations for any calendar year within ninety (90) days after receipt of Landlord's final calculations for such calendar year, Tenant shall be deemed to have approved the same and to have waived the right to object to such calculations.

6.3 Operating Expenses Inclusions. For purposes of this Lease, "Operating Expenses" means the total of all expenses and costs incurred and paid by Landlord in

connection with the ownership, operation, management, maintenance, repair and replacement of the Property, including, but in no way limited to, the following:

6.3.1 The costs of operating, maintaining, repairing and replacing the Property, including but not limited to: gardening and landscaping; painting; lighting; sanitary control; personal property taxes; public liability insurance, property damage insurance and other insurance maintained by landlord pursuant to Section 7.1; utilities for the Property; sweeping; removal of snow and ice, trash, rubbish, garbage and other refuse; repairing, re-striping and resurfacing of parking area; and maintenance of and property taxes on personal property, machinery and equipment used in maintenance of the Property.

6.3.2 All Real Property Taxes (as defined below) assessed against the Property, including land, the Building and improvements thereon or thereto.

6.3.3 All premiums for liability, terrorism, fire, extended coverage and other insurance the Landlord reasonably deems necessary and keeps in force on or with respect to the Property, and commercially reasonable deductibles payable in connection therewith.

6.3.4 The cost of operating, maintaining, repairing and replacing any electrical, mechanical, automatic fire sprinkler and other utilities systems serving the Property which serve the Property.

6.3.5 The cost of maintenance, repair and replacement of the structural and non-structural portions of the roof, roof membrane, exterior walls, foundation and other exterior portions of the Building and any other portions of the Property that are required under this Lease to maintain, repair and replace, and reasonable reserves for all of the foregoing.

6.3.6 Reasonable property management charges (not to exceed five percent (5%) per annum), together with the costs incurred in the operation of an off-site management office relating to the Property, including, but not limited to, the cost of rent and utilities with respect thereto.

6.3.7 Costs of replacements and improvements which are necessary to adequately maintain or protect the Property, as the case may be, and/or which are required by law or governmental regulation enacted after the date of this Lease, which are of a capital nature (as determined by GAAP accounting) to the extent amortization over the useful life thereof is applicable to the periods during the Lease Term, and reasonable reserves for the same.

6.3.8 Any other costs levied, assessed or imposed by or at the direction of, or resulting from statutes or regulations or interpretations thereof promulgated by any federal or governmental authority in connection with the use or occupancy of the Property.

6.3.9 Assessments made on or with respect to the Property made pursuant to any Local Improvement District conditions affecting the Property, or any portion thereof.

6.3.10 Reasonable reserves for replacement of improvements located in, on or under the Property.

6.3.11 Compensation (including wages and employer paid benefits and taxes) of employees and contractors engaged in the operation and maintenance of the Property.

6.4 Operating Expense Exclusions. Notwithstanding Section 6.2, Operating Expenses to be reimbursed by Tenant shall not include the following:

6.4.1 Expenses that are separately metered or calculated for the Property, as the case may be, which expenses shall be billed separately to Tenant.

6.4.2 Depreciation.

6.4.3 Costs, fines or penalties incurred due to violation by Landlord of any applicable law.

6.4.4 Interest on debt or capital retirement of debt, and costs of capital improvements except as expressly provided above.

6.4.5 Costs incurred due to the gross negligence of Landlord or breach by Landlord of its obligations under any lease.

6.4.6 Any expenses defined in Section 6.3 that are paid directly by the Tenant. The Tenants intends to pay many of those expenses directly.

Additional Rent payable by Tenant which would not otherwise be due until after the date of the expiration or earlier termination of the Lease shall, if the exact amount is uncertain at the time this Lease expires or terminates, be paid by Tenant to Landlord upon such expiration or termination in an amount to be determined by Landlord, with an adjustment to be made once the exact amount is known.

6.5 Real Property Taxes. For purposes of this Lease, "Real Property Taxes" shall consist of all real estate taxes and all other taxes relating to the Property, all other taxes which may be levied in lieu of real estate taxes, all assessments, local improvement districts, assessment bonds, levies, fees and other governmental charges, including, but not limited to, charges for traffic facilities and improvements, water service studies, and improvements or amounts necessary to be expended because of governmental orders, whether general or special, ordinary or extraordinary, unforeseen as well as foreseen, of any kind and nature for public improvements, services, benefits, or any other purpose, which are assessed, levied, confirmed, imposed or become a lien upon the Property that

become payable during the Term (or which become payable after the expiration or earlier termination hereof and are attributable in whole or in part to any period during the Term hereof), together with all costs and expenses incurred by Landlord in successfully contesting, resisting or appealing any such taxes, rates, duties, levies or assessments. "Real Property Taxes" shall exclude any franchise, estate, inheritance or succession transfer tax of Landlord, or any federal or state income, profits or revenue tax or charge upon the net income of Landlord from all sources; provided, however, that if at any time during the Term there is levied or assessed against Landlord a federal, state or local tax or excise tax on rent, or any other tax however described on account of rent or gross receipts or any portion thereof, Tenant shall pay one hundred percent (100%) of any said tax or excise applicable to Tenant's Rent as Additional Rent.

6.6 Tenant's Personal Property Taxes. Tenant shall pay or cause to be paid, prior to delinquency, any and all taxes and assessments levied upon all trade fixtures, inventories and other real or personal property placed or installed in and upon the Property by Tenant. If any such taxes on Tenant's personal property or trade fixtures are levied against Landlord or Landlord's property, or if the assessed value of the Property is increased by the inclusion therein of a value placed upon such real or personal property or trade fixtures of Tenant, and if Landlord pays the taxes based upon such increased assessment, Tenant shall, upon demand, repay to Landlord the taxes so levied or the portion of such taxes resulting from such increase in the assessment.

ARTICLE 7. - INSURANCE

7.1 Tenant's Insurance. Tenant, as its sole expense, shall obtain and keep in full force and effect during the Term the following insurance.

7.1.1 Tenant's Liability Insurance. Commercial general liability insurance against any and all claims for bodily injury and property damage occurring in, or about the Premises arising out of Tenant's use and occupancy of the Premises. Such insurance shall have a combined single limit of not less than One Million Dollars (\$1,000,000) per occurrence with a Two Million Dollar (\$2,000,000) aggregate limit; provided, however, that Landlord shall retain the right to require Tenant to increase such coverage from time to time to that amount of insurance which in Landlord's reasonable judgment is then being customarily required by landlords for similar office space in Comparable Buildings. Such liability insurance shall be primary and not contributing to any insurance available to Landlord and Landlord's insurance shall be in excess thereto. The deductible or self-insured retention for such policy shall not exceed Ten Thousand Dollars (\$10,000). Tenant may satisfy the limits of liability required herein with a combination of umbrella and/or excess policies of insurance, provided that such policies comply with all of the provisions hereof (including, without limitation, with respect to scope of coverage and naming of the Insured Parties) In no event shall the limits of such insurance be considered as limiting the liability of Tenant under this lease.

7.1.2 Tenant's Property Insurance. Personal property insuring all equipment, trade fixtures, inventory, fixtures, and personal property located on or in the Premises, all Tenant Improvements paid for by Tenant, and all Tenant's Work, for perils covered by the causes of loss - special form (all risk) and in addition, coverage for flood, wind, terrorism and boiler and machinery (if applicable). Such insurance shall be written on a replacement cost basis in an amount equal to one hundred percent (100%) of the full replacement value of the aggregate of the foregoing.

7.1.3 Business Interruption Insurance. Business interruption and extra expense insurance in such amounts to reimburse Tenant for direct or indirect loss attributable to all perils commonly insured against by prudent tenants or attributable to prevention of access to the Premises or the Building as result of such perils.

7.1.4 Workers' Compensation/Employers Liability Insurance. Workers' compensation insurance in accordance with statutory law and employers' liability insurance with a limit of not less than One Million Dollars (\$1,000,000) per accident, One Million Dollars (\$1,000,000) disease, policy limit and One Million Dollars (\$1,000,000) disease limit each employee.

7.1.5 Increase in Coverage. Landlord may, by notice to Tenant, require an increase in policy limits or require that Tenant carry other forms of insurance; provided that the same are commercially reasonable and in keeping with the insurance requirements of owners of similar properties in the applicable submarket in which the Premises is located.

7.1.6 General Requirements. The policies required to be maintained by Tenant shall be with companies rated A- X or better by A.M. Best. Insurers shall be licensed to do business in the state in the State of Washington and domiciled in the USA. Any deductible amounts under any insurance policies required hereunder shall not exceed Five Thousand Dollars (\$5,000). Certificates of insurance (certified copies of the policies may be required) shall be delivered to Landlord prior to the commencement date and annually thereafter at least thirty (30) days prior to the policy expiration date, each naming Landlord, the applicable property management company and any applicable lender as additional insureds. Tenant shall have the right to provide insurance coverage which it is obligated to carry pursuant to the terms hereof in a blanket policy, provided such blanket policy expressly affords coverage to the Premises and to Landlord as required by this Lease. Each policy of insurance shall provide notification to Landlord at least thirty (30) days prior to any cancellation or modification to reduce the insurance coverage.

7.1.7 Failure to Maintain. In the event Tenant does not purchase the insurance required by this lease or keep the same in full force and effect, Landlord may, but shall not be obligated to purchase the necessary insurance and pay the premium. The Tenant shall repay to Landlord, as additional rent, the amount so paid promptly upon demand. In addition, Landlord may recover from Tenant and Tenant agrees to pay, as additional rent, any and all reasonable expenses (including

attorneys' fees) and damages which Landlord may sustain by reason of the failure to Tenant to obtain and maintain such insurance.

7.1.8 Waiver of Subrogation. Landlord and Tenant hereby mutually waive their respective rights of recovery against each other for any loss of, or damage to, either parties' property, to the extent that such loss or damage is insured by an insurance policy (or in the event either party elects to self-insure any property coverage required) required to be in effect at the time of such loss or damage. Each party shall obtain any special endorsements, if required by its insurer whereby the insurer waives its rights of subrogation against the other party.

7.2 Landlord's Insurance. As part of Operating Expenses, Landlord shall maintain (a) property insurance on the Project (including earthquake coverage); (b) commercial general liability insurance insuring Landlord; (c) rental loss insurance; and (d) such other insurance as Landlord elects to carry. The liability insurance obtained by Landlord shall be excess, secondary and non-contributory and Tenant's insurance shall be primary. Landlord shall not obtain insurance for Tenant's fixtures or equipment or Tenant's other property. Operating Expenses shall include the deductibles on Landlord's coverage. Should Landlord choose to self-insure, the cost of maintaining such self-insurance shall be considered an expense of the Property and be payable by Tenant as a portion of Operating Expenses; provided, that in no event shall Tenant be responsible for payment of any amount in excess of the premiums that would have otherwise been reimbursable by Tenant if Landlord had purchased such insurance from an insurance company and not elected to self-insure.

7.3 Tenant's Properties and Fixtures. Tenant assumes the risk of damage to any furniture, equipment, machinery, goods, supplies or fixtures which are or remain the property of Tenant or as to which Tenant retains the right of removal from the Property, except to the extent due to the gross negligence or willful misconduct of Landlord. Tenant shall not do or keep anything in or about the Property (except those things Tenant presently does and keeps in connection with the uses set forth in Section 10.1) which will in any way tend to increase insurance rates paid by Landlord and maintained with respect to the Property unless Tenant pays directly to Landlord the increased cost of the premiums. In no event shall Tenant carry on any activities that would invalidate any insurance coverage maintained by Landlord. If at any time Tenant's occupancy or business in or on the Property, whether or not Landlord has consented to the same, results in any increase in premiums for the insurance carried by Landlord with respect to the Property, Tenant shall pay any such increase in premiums as Additional Rent within ten (10) days after being billed by Landlord. Tenant shall promptly comply with all reasonable requirements of the insurance underwriters and/or any governmental authority having jurisdiction, necessary for the maintenance of reasonable fire and extended insurance for the Property.

7.4 Indemnification.

7.4.1 Release. Tenant hereby releases Landlord, its members, mortgagees, stockholders, agents (including, without limitation, management agents), partners, officers, servants and employees, and their respective agents,

partners, officers, servants and employees ("Related Parties") from and waives all claims for damages to person or property sustained by Tenant, resulting directly or indirectly from fire or other casualty, any existing or future condition, defect, matter or thing in the Premises, the Building (including the associated common areas), the Project, or from any equipment or appurtenance therein, or from any accident in or about the Project (including the associated common areas), or from any act of neglect of any third party tenant or occupant of the Building or of any other third party; provided, however, that the foregoing release shall not apply to Landlord to the extent that any such claim for any damages to person or property sustained by Tenant is the result of any negligent or willful misconduct of Landlord, or any breach or failure of Landlord in the performance of any covenant or agreement on the part of Landlord to be performed pursuant to the terms of this Lease after notice and opportunity to cure.

7.4.2 Tenant's Indemnification. Except to the extent caused by the negligence or willful misconduct of Landlord, or its agents, employees or contractors, or by the failure of Landlord to perform its obligations under this Lease beyond the expiration of applicable notice or cure periods, but subject to the provisions set forth in Sections 7.1.8, Tenant agrees to defend (using counsel appointed by Landlord) and indemnify Landlord and Landlord's Related Parties from and against claims and liabilities asserted against Landlord and any Landlord Related Party, including reasonable attorneys' fees, (i) for injuries to all persons and damage to or theft or misappropriation or loss of property (excluding the Building or any equipment or appurtenance therein belonging to Landlord) occurring in the Project arising from Tenant's occupancy of the Premises or the conduct of its business, or from any activity, work, or thing done, permitted or suffered by Tenant, its employees, agents, guests or invitees in the Project, (ii) the negligence of Tenant or its agents, employees or contractors, or (iii) from any breach or Default on the part of Tenant in the performance of any covenant or agreement on the part of Tenant to be performed pursuant to the terms of this Lease beyond the expiration of applicable notice or cure periods.

7.4.3 Tenant's Fault. Subject to the provisions set forth in Section 7.1.8 above, if any damage to the Project or any equipment or appurtenance therein belonging to Landlord, results from any negligent act or the willful misconduct of Tenant, its agents or employees, Tenant shall be liable therefor and Landlord may, at Landlord's option repair such damage, and Tenant shall, upon demand by Landlord, reimburse Landlord the total reasonable cost of such repairs and damages to the Project. If Landlord has failed to procure and maintain the insurance required under 7.2, any damage to the Project or any equipment or appurtenance therein belonging to Landlord shall be solely to Landlord's account

7.4.4 Landlord's Indemnification. Subject to the provisions set forth in Sections 7.1.8, 7.4.3 and 7.4.5, and to the extent not due to the negligence or willful misconduct of Tenant or its agents, employees or contractors, or to the failure of Tenant to perform its obligations under this Lease, Landlord agrees to

indemnify, defend and hold Tenant harmless from and against all liabilities, losses, demands, actions, expenses or claims, including attorneys' fees and court costs for injury to or death of any person or for damage to any property to the extent such are determined to be caused by (i) the negligence or willful misconduct of Landlord, its managing agent, or Landlord's directly contracted construction contractors, or their respective employees in or about the Project, or (ii) the breach by Landlord of this Lease beyond any applicable notice and cure period.

7.4.5 Defense and Settlement. If any claim, action or proceeding is made or brought against any party entitled to indemnification hereunder, then upon demand by the indemnified party, the indemnifying party, at its sole cost and expense, shall resist or defend such claim, action or proceeding in the indemnified party's name (if necessary), by attorneys approved by the indemnified party, which approval shall not be unreasonably withheld (attorneys for the indemnifying party's insurer shall be deemed approved for purposes of this Section 7.4.5. If the indemnifying party fails to diligently defend or if there is a legal conflict or other conflict of interest, then the indemnified party may retain separate counsel at the indemnifying party's expense. Notwithstanding anything herein contained to the contrary, the indemnifying party may direct the indemnified party to settle any claim, suit or other proceeding provided that (a) such settlement shall involve no obligation on the part of the indemnified party other than the payment of money, (b) any payments to be made pursuant to such settlement shall be paid in full exclusively by the indemnifying party at the time such settlement is reached, (c) such settlement shall not require the indemnified party to admit any liability, and (d) the indemnified party shall have received an unconditional release from the other parties to such claim, suit or other proceeding. In the event of concurrent negligence of Tenant, its agent, employees and contractors on the one hand, and that of Landlord, its agents, employees or contractors on the other hand, which concurrent negligence results in injury or damage to persons or property of any nature and howsoever caused, and relates to the construction, alteration, repair, addition to, subtraction from, improvement to or maintenance of the Premises, Common Areas, or Building, then (a) Tenant's obligation to defend and indemnify Landlord as set forth in this Section 7.4.5 shall be limited to the extent of Tenant's negligence or willful misconduct, and that of Tenant's agents, employees or contractors, including Tenant's proportional share of costs, attorneys' fees and expenses incurred in connection with any claim, action or proceeding brought with respect to such injury or damage, and (b) Landlord's obligation to defend and indemnify Tenant as set forth in this Section 7.4.5 shall be limited to the extent of Landlord's negligence or willful misconduct, and that of Landlord's agents, employees, or contractors, or any parties contracting with such party relating to the Project, including Landlord's proportional share of costs, attorneys' fees and expenses incurred in connection with any claim, action or proceeding brought with respect to such injury or damage.

7.4.6 Limitation on Landlord's Liability. Tenant agrees that in the event Tenant shall have any claim against Landlord or Landlord's Related Parties under

this Lease arising out of the subject matter of this Lease, Tenant's sole recourse shall be against Landlord's interest in the Project, for the satisfaction of any claim, judgment or decree requiring the payment of money by Landlord or Landlord's Related Parties as a result of a breach hereof or otherwise in connection with this Lease, and no other property or assets of Landlord, Landlord's Related Parties or their successors or assigns, shall be subject to the levy, execution or other enforcement procedure for the satisfaction of any such claim, judgment, injunction or decree. Under no circumstance shall Landlord or any of its Related Parties be liable for consequential, special, punitive, exemplary or any similar type of damages, and Tenant hereby waives the same.

7.5 Survival. The provisions of this Section 7 shall survive expiration or termination of this Lease.

ARTICLE 8. - REPAIRS AND MAINTENANCE

8.1 Landlord Repairs and Maintenance. Subject to Landlord's right to reimbursement from Tenant pursuant to Article 6 and Section 8.3, Landlord shall, at its expense, maintain in good condition and repair both (a) the Building including, without limitation, the foundation, roof and membrane, the exterior of the Building, and utilities to their point of connection to the Building; and (b) all portion of the Property other than the Building, including, but not limited to, parking areas, landscaping and irrigation equipment. Landlord shall not be liable for any failure to make any repairs or to perform any maintenance unless such failure shall persist for an unreasonable time after written notice of the need for such repairs or maintenance is given to Landlord by Tenant. There shall be no abatement of Rent and, except for the gross negligence or willful misconduct of Landlord or its employees, no liability of Landlord by reason of any injury to or interference with Tenant's business arising from the making of any repairs, alterations or improvement in or to any portion of the Property or in or to fixtures, appurtenances and equipment therein; provided, that Landlord, its employees, agents and contractors use reasonable efforts not to unreasonably interfere with Tenant's business in exercise of Landlord's rights or obligations hereunder. Except as may otherwise be expressly set forth herein, Tenant affirms that (a) neither Landlord nor any agent, employee or officer of Landlord has made any representation regarding the condition of the Property, and (b) Landlord shall not be obligated to undertake any repair, alteration, remodel, improvement, painting or decorating. LANDLORD'S LIABILITY FOR ANY DEFECTS, REPAIRS, REPLACEMENT OR MAINTENANCE FOR WHICH LANDLORD IS RESPONSIBLE UNDER THIS LEASE SHALL BE LIMITED TO THE COST OF PERFORMING SUCH WORK.

8.2 Utilities and Services. Subject to reimbursement pursuant to Article 6 and Section 8.3, Landlord shall furnish or cause to be furnished to the Premises lines for water, electricity, sewage and telephone. Landlord shall provide all standard building services Monday through Friday, 7:00 a.m. to 7:00 p.m. and Saturday, 8:00 a.m. to noon. Tenant shall pay before delinquency, at its sole cost and expense, all charges for water, heat, electricity, power, telephone service, sewer service charges and other utilities or services charged or attributable to the Premises; provided, however, that if any such services or

utilities shall be billed to Landlord and are not separately billed to the Premises, Tenant shall pay all such expenses to Landlord as Additional Rent.

8.3 Tenant Repairs and Maintenance. Except as provided in Section 8.1 above, Tenant shall, at Tenant's sole cost and expense, keep and maintain the entire interior of the Premises, including but not by way of limitation, all interior walls, doors, ceiling, fixtures, furnishings, drapes, specialty lamps, light bulbs, starters and ballasts, sub-floors, carpets and floor coverings, elevators, HVAC and other utility and mechanical systems only serving the Premises in good repair and in a clean and safe condition; provided, that Landlord shall have the right to perform such work on behalf of Tenant, in which event Tenant shall reimburse Landlord for the cost thereof promptly upon demand. In addition, if any repair or maintenance is necessary or prudent under Sections 8.1 or 8.3 as a result of an act or omission of Tenant or its agents, employees or contractors, Tenant shall reimburse Landlord for the entire cost of any such repair or maintenance immediately upon written demand. Upon expiration or earlier termination of the Term, Tenant shall surrender the Premises to Landlord in the same condition as when leased, except for reasonable wear and tear and damage by fire or other casualty not required to be repaired by Tenant pursuant to this Lease.

8.4 Non-liability of Landlord. Failure by Landlord to any extent to make available, or any slowdown, stoppage or interruption of the services required herein to be provided by Landlord shall not render Landlord liable in any respect for damage to either person, property or business, nor be construed an eviction of Tenant or work an abatement or offset of Rent, nor relieve Tenant from fulfillment of any covenant or agreement hereof). Should any equipment or machinery furnished by Landlord breakdown or for any cause cease to function properly, Landlord shall use reasonable diligence to repair same promptly, but Tenant shall have no claim for abatement of Rent or damages on account of any interruption in service occasioned thereby or resulting therefrom.

8.5 Inspection of Premises. Landlord may enter the Premises to complete construction undertaken by Landlord, to inspect, clean, improve or repair the same, to inspect the performance by Tenant of the terms and conditions hereof, show the Property to prospective purchasers, tenants and lenders, and for all other purposes as Landlord shall reasonably deem necessary or appropriate; provided, that Landlord shall use reasonable efforts not to interfere with Tenant's business in exercise of Landlord's rights hereunder. Tenant hereby waives any claim for damages for any injury or inconvenience to or interference with Tenant's business, any loss of occupancy or quiet enjoyment of the Premises and any other loss in, upon or about the Property, arising from exercise by Landlord of its rights hereunder except as otherwise provided in Article 11 hereof.

ARTICLE 9. - FIXTURES, PERSONAL PROPERTY AND ALTERATIONS

9.1 Fixtures and Personal Property. Tenant, at Tenant's expense, may install any necessary trade fixtures, equipment and furniture in the Building, provided that such items are installed and are removable without damage to the structure of the Building, including, but not limited to, damage to drywall, doors, door frames and floors. Said trade fixtures, equipment, furniture and personal property shall remain Tenant's property and

shall be maintained in good condition while on the Property and removed by Tenant upon the expiration or earlier termination of the Lease. As a covenant which shall survive the expiration or earlier termination of the Lease, Tenant shall repair, at Tenant's sole expense, or at Landlord's election, reimburse Landlord for the cost to repair all damage caused by the installation or removal of said trade fixtures, equipment, furniture, personal property or temporary improvements. If Tenant fails to remove the foregoing items prior to or upon the expiration or earlier termination of this Lease, Landlord, at its option and without liability to Tenant for loss thereof, may keep and use them or remove any or all of them and cause them to be stored or sold in accordance with applicable law; and Tenant shall, upon demand of Landlord, pay to Landlord as Additional Rent hereunder all costs and expenses incurred by Landlord in so storing and/or selling said items. In the event any such fixtures, equipment and/or furniture of Tenant are sold by Landlord, the proceeds of such sale shall be applied first, to all expenses of Landlord incurred in connection with storage and sale, second, to any amounts owed by Tenant to Landlord under this Lease or otherwise, and third, the remainder, if any, shall be paid to Tenant.

9.2 Alterations. Tenant shall not make or allow to be made any material alterations, additions or improvements to the Property (defined as alterations, additions or improvements costing in excess of Twenty-five Thousand Dollars (\$25,000) individually or in the aggregate with respect to separate items relating to the same improvement or alteration or any alterations, additions or improvements that affect the structure or exterior of the Building or any building, mechanical, electrical or life safety system), either at the inception of the Lease or subsequently during the Term, without obtaining the prior written consent of Landlord, which consent shall not be unreasonably withheld; provided, that Landlord may withhold Landlord's consent, in its sole reasonable discretion, with respect to any alteration, addition or improvement that affects the structure or exterior of the Building or any building, mechanical, electrical or life safety systems. Tenant shall deliver to Landlord the contractor's name, references and state license number, a certificate of liability insurance naming Landlord as an additional insured, as well as full and complete plans and specifications of all such alterations, additions or improvements, and any subsequent modifications or additions to such plans and specifications; and no proposed work shall be commenced or continued by Tenant until Landlord has received and given its written approval of each of the foregoing. Except for Tenant Improvements, Landlord shall either approve or disapprove any proposed alteration, addition or improvement on or before thirty (30) days following receipt of all of the foregoing items. Landlord does not expressly or implicitly covenant or warrant that any plans or specifications submitted by Tenant are accurate, safe or sufficient or that the same comply with any applicable laws, ordinances, building codes, or the like. Further, Tenant shall indemnify, protect, defend and hold Landlord and Landlord's agents, employees and contractors and the Property harmless for, from and against any loss, damage, liability, claims, cost or expense, including attorneys' fees and costs, incurred as a result of any defects in design, materials or workmanship resulting from Tenant's alterations, additions or improvements to the Property. All alterations, telephone or telecommunications lines, cables, conduits and equipment and all other additions or improvements to the Property made by Tenant shall remain the property of Tenant until termination of the Lease, at which time they shall, unless otherwise elected by Landlord by written notice to Tenant, be and become the property of

Landlord. Landlord may, as a condition to approval of any such alterations, additions or improvements, require Tenant to remove any partitions, counters, railings, telephone and telecommunications lines, cables, conduits and equipment and/or other improvements installed by Tenant during the Term; and Tenant shall repair all damage resulting from such removal or, at Landlord's option, shall pay to Landlord all costs arising from such removal. All repairs, alterations, additions and restorations by Tenant hereinafter required or permitted shall be done in a good and workmanlike manner and in compliance with the plans and specifications approved by Landlord and in compliance with all applicable laws and ordinances, building codes, bylaws, regulations and orders of any federal, state, county, municipal or other public authority and of the insurers of the Property and as-built plans and specifications shall be provided to Landlord by Tenant upon completion of the work. Tenant shall reimburse Landlord for Landlord's charges (including any professional fees incurred by Landlord and a reasonable administrative fee as established by Landlord from time to time) for reviewing and approving or disapproving plans and specifications for any proposed alterations.

9.3 Liens. Tenant shall promptly file and/or record, as applicable, all notices of completion provided for by law, and shall pay and discharge all claims for work or labor done, supplies furnished or services rendered at the request of Tenant or at the request of Landlord on behalf of Tenant, and shall keep the Property free and clear of all mechanics' and materialmen's liens in connection therewith. Landlord shall have the right, and shall be given ten (10) days' written notice by Tenant prior to commencement of the work, to post or keep posted on the Property, or in the immediate vicinity thereof, any notices of non-responsibility for any construction, alteration or repair of the Property by Tenant. If any such lien is filed, Tenant shall cause the same to be discharged of record within ten (10) days following written notice thereof; unless Tenant disputes the correctness or validity of any claim of lien. If said lien is not timely discharged, Landlord may, but shall not be required to, take such action or pay such amount as may be necessary to remove such lien; and Tenant shall pay to Landlord as Additional Rent any such amounts expended by Landlord, together with interest thereon at the Default Rate (as defined in Section 5.3 above), within five (5) days after notice is received from Landlord of the amount expended by Landlord.

ARTICLE 10. - USE AND COMPLIANCE WITH LAWS

10.1 General Use and Compliance with Laws. Tenant shall only use the Property and Premises for Tenant's business described in Section 1.1 above, and uses customarily incidental thereto, and for no other use without the prior written consent of Landlord, which consent will not be unreasonably withheld. Tenant shall, at Tenant's sole cost and expense, comply with applicable requirements of municipal, county, state, federal and other applicable governmental authorities now or hereafter in force pertaining to Tenant's business operations, alterations and/or specific use of the Premises, and shall secure any necessary permits and shall faithfully observe in the use of the Property and Premises, applicable municipal, county, state, federal and other applicable governmental entities' requirements which are now or which may hereafter be in force. Tenant, in Tenant's use and occupancy of the Premises, shall not subject or permit the Property or

Premises to be used in any manner which would tend to damage any portion thereof, or which would increase the cost of any insurance paid by Landlord with respect thereto.

10.2 Hazardous Materials.

10.2.1 Defined Terms.

10.2.1.1 "Hazardous Materials" means, among other things, any of the following, in any amount: (a) any petroleum or petroleum derived or derivative product, asbestos in any form, urea formaldehyde and polychlorinated biphenyls and medical wastes; (b) any radioactive substance; (c) any toxic, infectious, reactive, corrosive, ignitable or flammable chemical or chemical compound; and (d) any chemicals, materials or substances, whether solid, liquid or gas, defined as or included in the definitions of "hazardous substances," "hazardous wastes," "hazardous materials," "extremely hazardous wastes," "restricted hazardous wastes," "toxic substances," "toxic pollutants," "solid waste," or words of similar import in any federal, state or local statute, law, ordinance or regulation, or court decisions now existing or hereafter existing as the same may be interpreted by government offices and agencies.

10.2.1.2 "Hazardous Materials Laws" means any federal, state or local statutes, laws, ordinances or regulations, or court decisions now existing or hereafter existing that control, classify, regulate, list or define Hazardous Materials or require remediation of Hazardous Materials contamination.

10.2.2 Compliance with Hazardous Materials Laws. Tenant will not cause any Hazardous Materials to be brought upon, kept, generated or used on the Property in a manner or for a purpose prohibited by or that could result in liability under any Hazardous Materials Law; provided, however, in no event shall Tenant allow any Hazardous Materials to be brought upon, kept, generated or used on the Property other than those Hazardous Materials for which Tenant has received Landlord's prior written consent (other than small quantities of cleaning or other/industrial supplies as are customarily used by a tenant in the ordinary course in a general office facility). Tenant, at its sole cost and expense, will comply with (and obtain all permits required under) all Hazardous Materials Laws, groundwater wellhead protection laws, storm water management laws, fire protection provisions, and prudent industry practice relating to the presence, storage, transportation, disposal, release or management of Hazardous Materials in, on, under or about the Property that Tenant brings upon, keeps, generates or uses on the Property (including, without limitation, but subject to this Section 10.2, immediate remediation of any Hazardous Materials in, on, under or about the Property that Tenant brings upon, keeps, generates or uses on the Property in compliance with Hazardous Materials Laws), and in no event shall Tenant allow any liens or encumbrances pertaining to Tenant's use of Hazardous Materials to attach to any portion of the Property. On or before the expiration or earlier termination of this Lease, Tenant, at

its sole cost and expense, will completely remove from the Property (regardless of whether any Hazardous Materials Law requires removal), in compliance with all Hazardous Materials Laws, all Hazardous Materials Tenant causes to be present in, on, under or about the Property. Tenant will not take any remedial action in response to the presence of any Hazardous Materials in, on, under or about the Property, nor enter into (or commence negotiations with respect to) any settlement agreement, consent decree or other compromise with respect to any claims relating to or in any way connected with Hazardous Materials in, on, under or about the Property, without first notifying Landlord of Tenant's intention to do so and affording Landlord reasonable opportunity to investigate, appear, intervene and otherwise assert and protect Landlord's interest in the Property. Landlord shall have the right from time to time to inspect the Property to determine if Tenant is in compliance with this Section 10.2.

10.2.3 Notice of Actions. Tenant will notify Landlord of any of the following actions affecting Landlord, Tenant or the Property that result from or in any way relate to Tenant's use of the Property immediately after receiving notice of the same: (a) any enforcement, cleanup, removal or other governmental or regulatory action instituted, completed or threatened under any Hazardous Materials Law; (b) any claim made or threatened by any person relating to damage, contribution, liability, cost recovery, compensation, loss or injury resulting from or claimed to result from any Hazardous Material; and (c) any reports made by any person, including Tenant, to any environmental agency relating to any Hazardous Material, including any complaints, notices, warnings or asserted violations. Tenant will also deliver to Landlord, as promptly as possible and in any event within five (5) business days after Tenant first receives or sends the same, copies of all claims, reports, complaints, notices, warnings or asserted violations relating in any way to the Property or Tenant's use of the Property. Upon Landlord's written request, Tenant will promptly deliver to Landlord documentation acceptable to Landlord reflecting the legal and proper disposal of all Hazardous Materials removed or to be removed from the Property. All such documentation will list Tenant or its agent as a responsible party and the generator of such Hazardous Materials and will not attribute responsibility for any such Hazardous Materials to Landlord or Landlord's agents.

10.2.4 Disclosure and Warning Obligations. Tenant acknowledges and agrees that all reporting and warning obligations required under Hazardous Materials Laws resulting from or in any way relating to Tenant's use of the Property are Tenant's sole responsibility, regardless of whether the Hazardous Materials Laws permit or require Landlord to report or warn.

10.2.5 Indemnification. Tenant releases and will indemnify, defend (with counsel reasonably acceptable to Landlord), protect and hold harmless the Landlord and Landlord's agents, employees and contractors for, from and against any and all claims, liabilities, damages, losses, costs and expenses whatsoever arising or resulting, in whole or in part, directly or indirectly, from the presence, treatment, storage, transportation, disposal, release or management of Hazardous Materials

in, on, under, upon or from the Property (including water tables and atmosphere) that Tenant brings upon, keeps, generates or uses on the Property. Tenant's obligations under this Section include, without limitation and whether foreseeable or unforeseeable, (a) the costs of any required or necessary repair, cleanup, detoxification or decontamination of the Property; (b) the costs of implementing any closure, remediation or other required action in connection therewith as stated above; (c) the value of any loss of use and any diminution in value of the Property, and (d) consultants' fees, experts' fees, response costs, court costs and all reasonable attorneys' fees. Landlord shall have the right to designate which attorney shall represent Landlord, at Tenant's sole cost. The Tenant's obligations under this Section survive the expiration or earlier termination of this Lease.

10.2.6 Hazardous Materials Representation by Landlord. Landlord represents to Tenant that, to its actual knowledge and except as Landlord has previously disclosed to Tenant, Landlord has not caused the generation, storage or release of Hazardous Materials upon the Property, except in accordance with Hazardous Materials Laws.

10.3 Signs. Landlord, at its sole cost and expense, shall have Tenant's name placed on all standard building directory and lobby signage, if desired by Tenant.

ARTICLE 11. - DAMAGE AND DESTRUCTION

11.1 Reconstruction. If all or any portion of the Premises becomes untenable or inaccessible by fire or other casualty to the Premises, Building or Property (collectively a "Casualty"), Landlord, with reasonable promptness, shall cause a general contractor selected by Landlord to provide Landlord with a written estimate of the amount of time required, using standard working methods, to substantially complete the repair and restoration of the Premises and any Common Areas necessary to provide access to the Premises ("Completion Estimate"). Landlord shall promptly forward a copy of the Completion Estimate to Tenant. If the Completion Estimate indicates that the Premises, Building or Property necessary to provide access to the Premises cannot be made tenantable within ninety (90) days from the date of the damage, then Landlord shall have the right to terminate this Lease upon written notice to Tenant within thirty (30) days after receipt of the Completion Estimate, provided that if the Premises are not damaged, Landlord may not terminate this Lease unless Landlord similarly terminates the leases of other tenants in the Building aggregating, together with this Lease, at least fifty percent (50%) of the portion of the Building occupied for office purposes immediately prior to such damage. If this Lease is so terminated, (a) the Term shall expire upon the thirtieth (30th) day after such notice is given, (b) Tenant shall vacate the Premises and surrender the same to Landlord not later than the thirtieth (30th) day after such notice is given, (c) Tenant's liability for Rent shall cease as of the date of the damage, and (d) any prepaid Rent for any period after the date of the damage shall be refunded by Landlord to Tenant. If the Completion Estimate indicates that the Premises, Building or Property Premises necessary to provide access to the Premises cannot be made tenantable within two hundred seventy (270) days from the date of the damage, then Tenant shall have the right to terminate this Lease upon written notice to Landlord delivered not later than ten (10) days after Tenant's

receipt of the Completion Estimate ("Termination Notice"). If Tenant timely delivers a Termination Notice, this Lease shall be deemed to have terminated as of the date of the giving of the Termination Notice, in the manner set forth in Tenant, however, shall not have the right to terminate this Lease if the Casualty was caused by Tenant or any Tenant Related Parties. As used herein "Tenant Related Parties" means Tenant's, members, principals, beneficiaries, partners, officers, directors, employees and agents. In addition, Landlord, by notice to Tenant within ninety (90) days after the date of the Casualty, shall have the right to terminate this Lease if: (1) the Premises have been materially damaged and there is less than two (2) years of the Term remaining on the date of the Casualty; (2) any Mortgagee of Landlord requires that the insurance proceeds be applied to the payment of the mortgage debt; (3) a material uninsured loss to the Building or Premises occurs; (4) Landlord does not receive sufficient insurance proceeds (excluding any deficiency caused by the amount of any policy deductible) to repair such Casualty; or (5) a fire or other casualty occurs to portions of the Building other than the Premises or the Property necessary to provide access to the Premises, and as a result thereof Landlord intends to substantially reconstruct (or demolish) the Building or a material portion thereof.

11.2 Rent Abatement. If this Lease is not terminated, Landlord shall promptly and diligently, subject to reasonable delays for insurance adjustment or other matters beyond Landlord's reasonable control, restore the Premises, Building and Property. Such restoration shall be to substantially the same condition that existed prior to the Casualty, except for modifications required by Law or any other modifications to the Building and Property deemed desirable by Landlord. Upon notice from Landlord, Tenant shall assign or endorse over to Landlord (or to any party designated by Landlord) all property insurance proceeds payable to Tenant under Tenant's Insurance with respect to any leasehold improvements performed by or for the benefit of Tenant (including any Tenant Improvements) (collectively "Leasehold Improvements"); provided if the estimated cost to repair such Leasehold Improvements exceeds the amount of insurance proceeds received by Landlord from Tenant's insurance carrier, the excess cost of such repairs shall be paid by Tenant to Landlord prior to Landlord's commencement of repairs. Within fifteen (15) days of demand, Tenant shall also pay Landlord for any additional excess costs that are determined during the performance of the repairs to such Leasehold Improvements. In no event shall Landlord be required to spend more for the restoration of the Premises, Building and Common Areas than the proceeds received by Landlord, whether insurance proceeds or proceeds from Tenant. Landlord shall not be liable for any inconvenience to Tenant, or injury to Tenant's business resulting in any way from the Casualty or the repair thereof. Provided that Tenant is not in Default, during any period of time that all or a material portion of the Premises is rendered untenable as a result of a Casualty, and provided that such Casualty is not caused by Tenant or any Tenant Related Parties, the Rent shall abate for the portion of the Premises that is untenable and not used by Tenant.

11.3 Damage Near End of Term. Notwithstanding anything to the contrary in this Article 11, if any damage during the final twelve (12) months of the Term renders the Premises wholly untenable, then Tenant may terminate this Lease by notice to Landlord within thirty (30) days after the occurrence of such damage and this Lease shall expire on the 30th day after the date of such notice. For purposes of this Section 11.3, the Premises

shall be deemed wholly untenable if Tenant shall be precluded from using more than fifty percent (50%) of the Premises for the conduct of its business and Tenant's inability to so use the Premises is reasonably expected to continue for more than ninety (90) days. If the Building is damaged or destroyed to the extent that it cannot, within Landlord's reasonable discretion and with reasonable diligence, be fully repaired or restored by Landlord within the earlier of (a) one hundred twenty (120) days after the date of the damage or destruction, or (b) the expiration of the Term hereof, Landlord may terminate this Lease by written notice to Tenant within thirty (30) days of the date of the damage or destruction. If Landlord does not terminate the Lease, this Lease shall remain in full force and effect and Landlord shall diligently repair and restore the damage as soon as reasonably possible.

11.4 Landlord's Liability. Any Building employee to whom any property shall be entrusted by or on behalf of Tenant shall be deemed to be acting as Tenant's agent with respect to such property and neither Landlord nor its agents shall be liable for any damage to such property, or for the loss of or damage to any property of Tenant by theft or otherwise. None of the Insured Parties shall be liable for any injury or damage to persons or property or interruption of Tenant's business resulting from fire or other casualty, any damage caused by other tenants or persons in the Building or by construction of any private, public or quasi-public work, or any latent defect in the Premises or in the Building (except that Landlord shall be required to repair the same to the extent provided in this Article 11). No penalty shall accrue for delays which may arise by reason of adjustment of casualty insurance on the part of Landlord or Tenant, or for any Unavoidable Delays arising from any repair or restoration of any portion of the Building, provided that Landlord shall use reasonable efforts to minimize interference with Tenant's use and occupancy of the Premises during the performance of any such repair or restoration. Notwithstanding the foregoing, if the making of any such repair or restoration shall cause a Material Interference, then at the request of Tenant, Landlord shall, except in the event of an emergency and except in the event of any repair or restoration in accordance with Section 11.3, employ Overtime Labor to pursue the completion of such repair or restoration.

11.5 Waiver. With respect to any damage or destruction which Landlord is obligated to repair or may elect to repair under the terms of this Article 11, and to the extent permitted by law, Tenant hereby waives any rights to terminate this Lease pursuant to rights otherwise accorded by law to tenants, except as expressly otherwise provided herein.

11.6 Mortgagee's Right. Notwithstanding anything herein to the contrary, if the holder of any indebtedness secured by a mortgage or deed of trust covering the Property requires that the insurance proceeds be applied to such indebtedness, then Landlord shall have the right to terminate this Lease by delivering written notice of termination to Tenant within fifteen (15) days after such requirement is made. Upon any termination of this Lease under the provisions hereof, the parties shall be released without further obligation to the other from date possession of the Property is surrendered to Landlord, except for items which are theretofore accrued and are then unpaid.

ARTICLE 12. - EMINENT DOMAIN

In the event the whole of the Property, or such part thereof as shall substantially interfere with Tenant's use and occupation thereof, shall be taken for any public or quasi-public purpose by any lawful power or authority by exercise of the right of appropriation, condemnation or eminent domain, or is sold in lieu of or to prevent such taking, then either Tenant or Landlord may terminate this Lease effective as of the date possession is required to be surrendered to said authority. Except as provided below, Tenant shall not assert any claim against Landlord or the taking authority for any compensation because of such taking, and Landlord shall be entitled to receive the entire amount of any award without deduction for any estate or interest of Tenant in the Property. Nothing contained in this Article 12 shall be deemed to give Landlord any interest in any separate award made to Tenant for the taking of Tenant's personal property or fixtures or for Tenant's moving expenses. In the event the amount of property or the type of estate taken shall not substantially interfere with the conduct of Tenant's business, Landlord shall be entitled to the entire amount of the award without deduction for any estate or interest of Tenant, Landlord shall promptly proceed to restore the Building to substantially their same condition prior to such partial taking, less the portion thereof lost in such condemnation, and the Base Rent shall be proportionately reduced by the time during which, and the portion of the Building which, Tenant shall have been deprived of possession on account of said taking and restoration.

ARTICLE 13. - DEFAULT

13.1 Events of Default. The occurrence of any of the following events shall constitute an "Event of Default" or "Default" on the part of the Tenant with or without notice from Landlord:

13.1.1 Tenant shall fail to pay within five (5) business days of when due any installment of Rent or other payment required pursuant to this Lease; However Tenant shall not be in default if said failure to pay rent as described here-in is a result of a bank error or similar transfer error provided it is cured promptly when discovered.

13.1.2 Tenant shall abandon the Property, whether or not Tenant is in default of the Rent payments due under this Lease;

13.1.3 Tenant shall fail to comply with any term, provision or covenant of this Lease, other than the payment of Rent or other sums of money due hereunder, and such failure is not cured within ten (10) days after written notice thereof to Tenant (said notice being in lieu of, and not in addition to, any notice required as a prerequisite to a forcible entry and detainer or similar action for possession of the Property); provided, that if the nature of such cure is such that a longer cure period is necessary, Tenant shall only be in default if Tenant shall have failed to commence such cure within said ten (10) day period and thereafter to have diligently prosecuted such cure to completion no later than ninety (90) days after Landlord's notice;

13.1.4 Tenant shall file a petition or be adjudged a debtor or bankrupt or insolvent under the United States Bankruptcy Code, as amended, or any similar law or statute of the United States or any State; or a receiver or trustee shall be appointed for all or substantially all of the assets of Tenant and such appointment or petition, if involuntary, is not dismissed within sixty (60) days of filing; or

13.1.5 Tenant shall make an assignment for the benefit of creditors.

13.2 Remedies.

13.2.1 Upon the occurrence of any Event of Default set forth in this Lease, in addition to any other remedies available to Landlord at law or in equity, Landlord shall have the immediate option to terminate this Lease and all rights of Tenant hereunder. In the event that Landlord shall elect to so terminate this Lease, then Landlord may recover from Tenant (a) any unpaid Rent which has been earned at the time of such termination, plus interest at the rate set forth in this Lease; plus (b) the amount by which the unpaid Rent which would have been earned after termination until the time of award exceeds the amount of such rental loss that Tenant proves could have been reasonably avoided, plus interest at the rates contemplated by this Lease; plus (c) the worth at the time of award of the amount by which the unpaid Rent for the balance of the Term after the time of award exceeds the amount of such rental loss that Tenant proves could be reasonably avoided; plus (d) the unamortized balance of the value of the Abated Rent, Tenant Improvement costs, commissions and any other monetary concessions provided to Tenant pursuant to this Lease, as amortized over the initial Term of this Lease; plus (e) any other amount necessary to compensate Landlord for all damage proximately caused by Tenant's failure to perform Tenant's obligation under this Lease or which in the ordinary course of things would be likely to result therefrom, including, but not limited to, costs to restore the Building to good condition, costs to prepare the Building, or portions thereof, for a new tenant, leasing commissions, marketing expenses, attorneys' fees and Base Rent, moving allowances and other types of leasing concessions. As used in Sections 13.2.1(c) above, the "worth at the time of award" is computed by discounting such amount at the discount rate of the Federal Reserve Bank of San Francisco at the time of award plus one percent (1%).

13.2.2 In the event of any Event of Default by Tenant, Landlord shall also have the right, with or without terminating this Lease, to re-enter the Property and remove all persons and property from the Property; such property may be removed and stored in a public warehouse or elsewhere at the cost of and for the account of the Tenant. No re-entry or taking possession of the Property by Landlord pursuant to this Section 13.2.2 shall be construed as an acceptance of a surrender of the Property or an election to terminate this Lease, unless either a written notice of such intention is given to Tenant a court of competent jurisdiction decrees the Lease terminated.

13.2.3 In the event of the abandonment of the Property by Tenant or in the event that Landlord shall elect to re-enter as provided above or shall take

possession of the Property pursuant to legal proceedings or pursuant to any notice provided by law, then if Landlord does not elect to terminate this Lease as provided above, Landlord may from time to time, without terminating this Lease, either recover all Rent as it becomes due or re-let the Property or any part thereof for the Term of this Lease on terms and conditions as Landlord, at its sole discretion, may deem advisable with the right to make alterations and repairs to the Building.

13.2.4 In the event that Landlord shall elect to so re-let, the rents received by Landlord from such re-letting shall be applied first to the payment of any indebtedness other than Rent due hereunder from Tenant to Landlord; second to the payment of any costs of such re-letting; third, to the payment of the cost of any alterations and repairs to the Building; fourth, to the payment of Rent due and unpaid hereunder; and the residual, if any, shall be held by Landlord and applied to payment of future Rent as the same shall become due and payable hereunder. If that portion of such Rents received from such re-letting during the month, which is applied to the payment of Rent, be less than the Rent payable during that month by Tenant hereunder, then Tenant shall pay any such deficiency to Landlord immediately upon demand by Landlord. Such deficiency shall be calculated and paid monthly. Tenant shall also pay to Landlord, as soon as is certain, any of the costs and expenses incurred by Landlord in such re-letting or in making such alterations and repairs not covered by the rents received from such re-letting.

13.2.5 If this Lease provides for a postponement of any monthly rental payments, a period of "free" rent or other rent concession, such postponed rent or "free" rent is called the "Abated Rent." Tenant shall be credited with having paid all of the Abated Rent on the expiration of the Lease Term only if Tenant has fully, faithfully, and punctually performed all of Tenant's obligations hereunder, including the payment of all rent (other than the Abated Rent) and all other monetary obligations and the surrender of the Property in the physical condition required by this Lease. Tenant acknowledges that its right to receive credit for the Abated Rent is absolutely conditioned upon Tenant's full, faithful and punctual performance of its obligations under this Lease. If Tenant defaults and does not cure within any applicable grace period, the Abated Rent shall immediately become due and payable in full and this Lease shall be enforced as if there were no such rent abatement or other rent concession. In such case Abated Rent shall be calculated based on the full initial rent payable under this Lease.

13.2.6 If Landlord terminates this Lease pursuant to 13.2.1, then Tenant shall reimburse Landlord for the unamortized portion of the Tenant Improvement Allowance, in a lump sum as Additional Rent, upon the effective date of such Lease termination. The amount due from Tenant shall be calculated as follows:

$$U = A \times (RM \div LM)$$

WHERE:

U = Unamortized portion of Improvement Allowance.

A = Amount of Tenant Improvement Allowance plus simple interest at 12% per annum from the date of this Lease until the date of termination.

LM = Total months during the initial Lease Term that Tenant is obligated to pay monthly Base Rent.

AND:

RM = Remaining months to the end of the initial Lease Term.

13.2.7 All rights, options and remedies of Landlord contained in this Lease shall be construed and held to be cumulative, and none of them shall be exclusive of the other; and Landlord shall have the right to pursue any or all of such remedies or any other remedy or relief which may be provided by law, whether or not stated in this Lease. No waiver of any default of Tenant hereunder shall be implied from any acceptance by Landlord of any Rent or other payments due hereunder or any omission by Landlord to take any action on account of such default if such default persists or is repeated; and no express waiver shall affect defaults other than as specified in said waiver. The consent or approval of Landlord to or of any act by Tenant requiring Landlord's consent or approval shall not be deemed to waive or render unnecessary Landlord's consent or approval to or of any subsequent similar acts by Tenant.

13.2.8 In the event that during the term of this Lease, Tenant commits more than either three (3) acts or omissions that are Events of Default for which default notices are given by Landlord pursuant to this Article 13 (whether or not such defaults are cured by Tenant), Landlord may, at its option, elect to terminate this Lease. Landlord's election to exercise its early termination rights shall be effective only upon written notice delivered to Tenant specifying Landlord's election to cause an early termination of this Lease. Such early termination shall be in effect when such written notice is provided to Tenant. Landlord's right of early termination shall be in addition to all other rights and remedies available to Landlord at law or in equity.

13.3 Landlord's Default. Landlord shall not be in default unless Landlord fails to perform its obligations under this Lease within thirty (30) days after written notice by Tenant, or if such failure is not reasonably capable of being cured within such thirty (30) day period, Landlord shall not be in default unless Landlord has failed to commence the cure and diligently pursue the cure to completion. In no event shall Tenant have the remedy to terminate this Lease due to Landlord's default. Tenant's sole remedy for any default not cured by Landlord within the above referenced time frames shall be to seek actual money damages (but not consequential damages) for loss arising from Landlord's failure to discharge its obligations under this Lease. In no event shall Landlord be liable to Tenant or any person claiming through or under Tenant for consequential, exemplary or punitive damages.

ARTICLE 14. - BANKRUPTCY

Landlord and Tenant (as either debtor or debtor-in-possession) agree that if a petition ("Petition") is filed by or against Tenant under any chapter of Title 11 of the United States Code (the "Bankruptcy Code"), the following provisions shall apply:

14.1.1 Adequate protection for Tenant's obligations accruing after filing of the Petition and before this Lease is rejected or assumed shall be provided within fifteen (15) days after filing in the form of a security deposit equal to three (3) months' Base Rent and Additional Rent and other Lease charges, to be held by the court or an escrow agent approved by Landlord and the court.

14.1.2 The sum of all amounts payable by Tenant to Landlord under this Lease constitutes reasonable compensation for the occupancy of the Property by Tenant.

14.1.3 Tenant or Trustee shall give Landlord at least thirty (30) days written notice of any abandonment of the Property or any proceeding relating to administrative claims. If Tenant abandons without notice, Tenant or Trustee shall stipulate to entry of an order for relief from stay to permit Landlord to re-enter and re-let the Property.

14.1.4 If Tenant failed to timely and fully perform any of its obligations under this Lease before the filing of the Petition, whether or not Landlord has given Tenant written notice of that failure, and whether or not any time period for cure expired before the filing of the Petition, Tenant shall be deemed to have been in default on the date the Petition was filed for all purposes under the Bankruptcy Code.

14.1.5 For the purposes of Section 365(b)(1) of the Bankruptcy Code, prompt cure of defaults shall mean cure within thirty (30) days after assumption.

14.1.6 For the purposes of Sections 365(b)(1) and 365(f)(2) of the Bankruptcy Code, adequate assurance of future performance of this Lease by Tenant, Trustee or any proposed assignee will require that Tenant, Trustee or the proposed assignee deposit three (3) months of Base Rent and Additional Rent into an escrow fund (to be held by the court or an escrow agent approved by Landlord and the court) as security for such future performance. In addition, if this Lease is to be assigned, adequate assurance of future performance by the proposed assignee shall require that (a) the assignee have a tangible net worth adequate to perform Tenant's Lease obligations, or that such assignee's performance be unconditionally guaranteed by a person or entity that has a tangible net worth adequate to perform Tenant's Lease obligations; and (b) assignee assumes in writing all of Tenant's obligations relating to the Property or this Lease.

14.1.7 If Tenant or Trustee intends to assume and/or assign this Lease, Tenant or Trustee shall provide Landlord with thirty (30) days' written notice of the proposed action, separate from and in addition to any notice provided to all creditors.

Notice of a proposed assumption shall state the assurance of prompt cure, compensation for loss and assurance of future performance to be provided to Landlord. Notice of a proposed assignment shall state (a) the name, address and federal tax identification and registration numbers of the proposed assignee; (b) all of the terms and conditions of the proposed assignment, and (c) the assignee's proposed adequate assurance of future performance to be provided to Landlord.

14.1.8 If Tenant is in default under this Lease when the Petition is filed, Landlord shall not be required to provide Tenant or Trustee with services or supplies under this Lease or otherwise before Tenant assumes this Lease, unless Tenant compensates Landlord for such services and supplies in advance.

ARTICLE 15. - ASSIGNMENT AND SUBLETTING

15.1 Prohibition. Tenant shall not assign, mortgage, pledge or otherwise transfer or encumber this Lease, in whole or in part, nor sublet, assign or permit occupancy by any party other than Tenant of all or any part of the Property, without the prior written consent of Landlord which consent may not be unreasonably withheld. The Landlord acknowledges and consents that the Tenant is a management company for Pain Care Physicians, PLLC and that Tenant is providing medical clinic facilities as part of its business. Therefore, Pain Care Physicians PLLC or other clinical entities for whom Tenant is providing facilities, equipment and furnishings are approved as co-occupants of the Premise and is not considered a sublet under this section. Tenant shall at the time the Tenant requests the consent of Landlord, deliver to Landlord such information in writing as Landlord may reasonably require respecting the proposed assignee or subtenant including, without limitation, the name, address, nature of business, ownership, financial responsibility and standing of such proposed assignee or subtenant, and Landlord shall have not less than twenty (20) business days after receipt of all required information to elect one of the following: (a) consent to such proposed assignment, encumbrance or sublease, or (b) refuse such consent, or (c) elect to terminate this Lease, in the case of a proposed assignment. In addition, as a condition to Landlord's consent to any assignment, sublease or encumbrance of this Lease shall be the delivery to Landlord of a true copy of the fully executed instrument of assignment, transfer or encumbrance and an agreement executed by the assignee, sublessee or other transferee in form and substance satisfactory to Landlord and expressly enforceable by Landlord, whereby the assignee assumes and agrees to be bound by the terms and provisions of this Lease and perform all the obligations of Tenant hereunder with respect to the assigned or subleased portion of the Property. No assignment or subletting by Tenant shall relieve Tenant of any obligation under this Lease, including Tenant's obligation to pay Base Rent and Additional Rent hereunder unless the assignee or sub tenant is of better financial strength than Tenant. Any purported assignment or subletting contrary to the provisions hereof without consent shall be void. The consent by Landlord to any assignment or subletting shall not constitute a waiver of the necessity for such consent to any subsequent assignment of subletting.

15.2 Waiver. Notwithstanding any assignment or sublease, or any indulgences, waivers or extensions of time granted by Landlord to any assignee or sublessee or failure of Landlord to take action against any assignee or sublease, Tenant hereby agrees that

Landlord may, at its option, and upon not less than ten (10) days' notice to Tenant, proceed against Tenant without having taken action against or joined such assignee or sublessee, except that Tenant shall have the benefit of any indulgences, waivers and extensions of time granted to any such assignee or sublessee.

ARTICLE 16. - ESTOPPEL CERTIFICATE, ATTORNMENT AND SUBORDINATION

16.1 Estoppel Certificates. Within ten (10) days after request by Landlord, or if on any sale, assignment or hypothecation by Landlord of Landlord's interest in the Property, or any part thereof, an estoppel certificate shall be required from Tenant, Tenant shall deliver a certificate in the form attached hereto as **Exhibit C**, or in such other form as requested by Landlord of its Lender, to any proposed mortgagee or purchaser, and to Landlord, certifying (if such be the case) that this Lease is in full force and effect, the date of Tenant's most recent payment of Rent, and that Tenant has no defenses or offsets outstanding, or stating those claimed by Tenant, and any other information contained in such **Exhibit C** or reasonably requested by Landlord or such proposed mortgagee or purchaser. Tenant's failure to deliver said statement within said period shall, at Landlord's option be an Event of Default hereunder and shall in any event be conclusive upon Tenant that (a) this Lease is in full force and effect, without modification except as may be represented by Landlord; (b) there are no uncured defaults in Landlord's performance and Tenant has no right to offset, counterclaim or deduction against Rent hereunder; and (c) no more than one (1) period's Base Rent has been paid in advance.

16.2 Attornment. In the event any proceedings are brought for the foreclosure of, or in the event of exercise of the power of sale under, any mortgage or deed of trust made by Landlord, its successors or assigns, encumbering the Property, or if the Property is sold as a result of foreclosure of the mortgage or otherwise, or if a deed is given in lieu of foreclosure, then the Lease shall continue in full force and effect, without the necessity of executing a new Lease. If so requested, Tenant shall attorn to the purchaser upon such foreclosure or sale or upon any grant of a deed in lieu of foreclosure and recognize such purchaser as Landlord under this Lease; provided, that such purchaser recognizes Tenant's rights under this Lease and agrees not to disturb Tenant's quiet possession of the Property for so long as Tenant is not in default hereunder.

16.3 Subordination. Subject to Section 16.2, the rights of Tenant hereunder are and shall be, at the election of any mortgagee or the beneficiary of a deed of trust encumbering the Property, subject and subordinate to the lien of such mortgage or deed of trust, or the lien resulting from any other method of financing or refinancing, now or hereafter in force against the Property, and to all advances made or hereafter to be made upon the security thereof. If requested, Tenant agrees to execute such documentation as may be required by Landlord or its lender to further effect the provisions of this Article.

16.4 Recording. Tenant covenants and agrees with Landlord that Tenant shall not record this Lease or any memorandum thereof without Landlord's prior written consent. Notwithstanding the provisions of Section 16.3, in the event that Landlord or its Lender requires this Lease or a memorandum thereof to be recorded in priority to any mortgage, deed of trust or other encumbrance which may now or at any time hereafter affect in whole

or in part the Property and whether or not any such mortgage, deed of trust or other encumbrance shall affect only the Property, the Tenant covenants and agrees with Landlord that the Tenant shall execute promptly upon request from Landlord any certificate, priority agreement or other instrument which may from time to time be requested to give effect thereto.

ARTICLE 17. - MISCELLANEOUS

17.1 Notices. All notices required to be given hereunder shall be in writing and mailed postage prepaid by certified or registered mail, return receipt requested, or by personal delivery or nationally recognized courier service, to the appropriate address indicated in Section 1.1 at such street address or street addresses (but not more than three such addresses) as either Landlord or Tenant may, from time to time, respectively, designate in a written notice given to the other. Notices shall be deemed sufficiently served upon the earlier of actual receipt or the expiration of three (3) days after the date of mailing thereof. Tenant agrees to accept service of process for all matters related to this Lease at the Property.

17.2 Successors Bound. This Lease and each of its covenants and conditions shall be binding upon and shall inure to the benefit of the parties hereto and their respective assignees, subject to the provisions hereof. Whenever in this Lease a reference is made to Landlord, such reference shall be deemed to refer to the person in whom the interest of Landlord shall be vested, and Landlord shall have no obligation hereunder as to any claim arising after the transfer of its interest in the Property. Any successor or assignee of the Tenant who accepts an assignment of the benefit of this Lease and enters into possession or enjoyment hereunder shall thereby assume and agree to perform and be bound by the covenants and conditions thereof. Nothing herein contained shall be deemed in any manner to give a right of assignment without the prior written consent of Landlord pursuant to, or otherwise as provided in, Article 15 hereof.

17.3 Waiver. No waiver of any default or breach of any covenant by either party hereunder shall be implied from any omission by either party to take action on account of such default if such default persists or is repeated, and no express waiver shall affect any default other than the default specified in the waiver and said waiver shall be operative only for the time and to the extent therein stated. Waivers of any covenant, term or condition contained herein by either party shall not be construed as a waiver of any subsequent breach of the same covenant, term or condition. The consent or approval by either party to or of any act by either party requiring further consent or approval shall not be deemed to waive or render unnecessary their consent or approval to or of any subsequent similar acts.

17.4 Accord and Satisfaction. No payment by Tenant or receipt by Landlord of a lesser amount than the Rent herein stipulated shall be deemed to be other than on account of the Rent, nor shall any endorsement or statement on any check or any letter accompanying any check or payment as Rent be deemed an accord and satisfaction, and Landlord may accept such check or payment without prejudice to Landlord's right to recover the balance of such Rent or pursue any other remedy provided in this Lease.

17.5 Limitation of Landlord's Liability. The obligations of Landlord under this Lease do not constitute personal obligations of the manager, members, directors, officers, or employees of Landlord. Tenant shall look solely to the Property, and the rents and profits therefrom, for satisfaction of any liability in respect of this Lease and will not seek recourse against the individual tenants in common comprising the Landlord, their members, directors, officers, employees or shareholders, or any of their personal assets for such satisfaction.

17.6 Survival. The obligations and liabilities of each party which are incurred or accrue prior to the expiration of this Lease or the termination of this Lease or of Tenant's right of possession shall survive such expiration or termination, as shall all provisions by which a party is to provide defense and indemnity to the other party, all provisions waiving or limiting the liability of Landlord, and all attorneys' fees provisions.

17.7 Attorneys' Fees. In the event Landlord requires the services of an attorney in connection with collection of any amount due or enforcing the terms of this Lease whether suit is brought or not, or in the event suit is brought for the recovery of any Rent due under this Lease or the breach of any covenant or condition of this Lease, or for the restitution of the Property to Landlord and/or eviction of Tenant during the Term of this Lease, or after the expiration thereof, Landlord shall be entitled to a reasonable sum for attorneys' fees, witness fees and all other court costs and expenses, including arbitration, trial, and any appeal.

17.8 Severability. If any term, covenant, condition or provision of this Lease, or the application thereof to any person or circumstance, shall to any extent be held by a court of competent jurisdiction to be invalid, void or unenforceable, the remainder of the terms, covenants, conditions or provisions of this Lease, or the application thereof to any person or circumstance, shall remain in full force and effect and shall in no way be affected, impaired or invalidated.

17.9 Applicable Law. This Lease, and the rights and obligations of the parties hereto, shall be construed and enforced in accordance with the laws of the state of Washington.

17.10 Holding Over. If Tenant, or any of its successors in interest, hold over the Property or any part thereof after the expiration or earlier termination of this Lease without Landlord's prior written consent, such holding over shall constitute and be construed as tenancy at sufferance only, at a monthly rent equal to one hundred fifty percent (150%) of the Base Rent owed during the final month of the Term of this Lease and otherwise upon the terms and conditions in the Lease, so far as applicable. Should Tenant, or any of its successors in interest, hold over the Property or any part thereof after the expiration or earlier termination of this Lease with Landlord's prior written consent, such holding over shall constitute and be construed as a tenancy from month to month only, at a fair market monthly rent as agreed by Landlord and Tenant and otherwise upon the terms and conditions of this Lease, so far as applicable. The acceptance by Landlord of Rent after such expiration or early termination shall not result in a renewal or extension of this Lease. The foregoing provisions of this Section 17.10 are in addition to and do not affect Landlord's

right of re-entry or any other rights of Landlord hereunder or as otherwise provided by law. If Tenant fails to surrender the Property on the expiration of this Lease and/or to remove all Tenant's fixture and/or personal property pursuant to Section 9.1 above, Tenant shall indemnify and hold Landlord harmless for, from and against all claims, damages, loss or liability, including without limitation, any claim made by any succeeding tenant resulting from such failure to surrender by Tenant and any attorneys' fees and costs incurred by Landlord with respect to any such claim.

17.11 Rules and Regulations. At all times during the Term, Tenant shall comply with Rules and Regulations for the Property, together with such amendments thereto as Landlord may from time to time reasonably adopt and enforce in a non-discriminatory fashion.

17.12 Parking. During the Term, Tenant will have the nonexclusive right to use all parking stalls located on the Property. Tenant shall at all times comply and cause its officers, employees and invitees to comply with any parking Rules and Regulations as Landlord may from time to time reasonably adopt.

17.13 Broker; Agency Disclosure. Each of Tenant and Landlord warrant that it has had no discussions, negotiations and/or other dealings with any real estate broker or agent in connection with the negotiation of this Lease other than the Broker(s) identified in Section 1.1 ("Brokers"), and that it knows of no other real estate broker or agent who is or may be entitled to any commission or finder's fee in connection with this Lease. Tenant and Landlord agrees to indemnify the other and hold the other harmless from and against any and all claims, demands, losses, liabilities, lawsuits, judgments, costs and expenses (including without limitation, attorneys' fees and costs) with respect to any leasing commission or equivalent compensation alleged to be owing on account of such party's discussions, negotiations and/or dealings with any real estate broker or agent. This Section 17.13 is not intended to benefit any third parties and shall not be deemed to give any rights to brokers or finders. No commission(s) or finders fee(s) shall be paid to Tenant, employee(s) of Tenant or any unlicensed representative of Tenant.

17.14 Landlord's Right to Perform. Upon Tenant's failure to perform any obligation of Tenant hereunder after notice from Landlord pursuant to Section 13.1 above, including without limitation, payment of Tenant's insurance premiums, charges of contractors who have supplied materials or labor to the Property, etc., Landlord shall have the right to perform such obligation of Tenant on behalf of Tenant and/or to make payment on behalf of Tenant to such parties. Tenant shall reimburse Landlord the reasonable cost of Landlord's performing such obligation on Tenant's behalf, including reimbursement of any amounts that may be expended by Landlord, plus interest at the Default Rate, as Additional Rent.

17.15 Assignment by Landlord. In the event of a sale, conveyance, or other transfer by Landlord of the Property, or in the event of an assignment of this Lease by Landlord, the same shall operate to release Landlord from any further liability upon any of the covenants or conditions, express or implied, herein contained on the part of Landlord, and from any and all further liability, obligations, costs and expenses, demands, causes of

action, claims or judgments arising out of this Lease from and after the effective date of said release. In such event, Tenant agrees to look solely to the successor in interest of transferor. Notwithstanding anything in this Lease to the contrary, however, (a) in no event shall Landlord's lender, who may have succeeded to the interest of Landlord by foreclosure, deed in lieu of foreclosure, or any other means, have any liability for any obligation of Landlord to protect, defend, indemnify or hold harmless Tenant or any other person or entity except for those matters arising from the lender's breach of the terms of this Lease after the date of such foreclosure, deed in lieu of foreclosure or any other means, and (b) such succeeding lender shall have no liability for any representations or warranties of the Landlord contained herein except for those matters arising from the lender's breach of the terms of this Lease after the date of such foreclosure, deed in lieu of foreclosure or any other means.

17.16 Entire Agreement. This Lease sets forth all covenants, promises, agreements, conditions and understandings between Landlord and Tenant concerning the Property, and there are no covenants, promises, agreements, conditions or understandings, either oral or written, between Landlord and Tenant other than as are herein set forth. No subsequent alteration, amendment, change or addition to the Lease shall be binding upon Landlord or Tenant unless reduced to writing and signed by Landlord and Tenant.

17.17 Financial Covenants. At Landlord's request, Tenant shall provide Landlord with current annual financial statements (all such statements shall be prepared in compliance with GAAP standards and certified by Tenant's chief financial officer) setting forth Tenant's financial condition. Landlord shall not request any such financial statements more than once each calendar year, so long as no Event of Default has occurred.

17.18 Consents. Whenever the approval or consent of Landlord or Tenant is required under the terms of this Lease, such consent may be given or withheld by Landlord in its sole discretion, unless a different standard of approval is specifically set forth in the particular Section containing that particular consent requirement.

17.19 Exhibits. Exhibits A through F are attached to this Lease after the signatures and by this reference incorporated herein.

17.20 Time. Time is of the essence with respect to the performance of every provision of this Lease in which time of performance is a factor.

17.21 Authority. The individuals signing this Lease on behalf of either Tenant or Landlord hereby represent and warrant that they are empowered and duly authorized to bind to this Lease the party for whom they signed.

17.22 Interpretation. The parties hereto specifically acknowledge and agree that the terms of this Lease have been mutually negotiated and the parties hereby specifically waive the rule or principle of contract construction which provides that any ambiguity in any term or provision of a contract will be interpreted or resolved against the party that drafted such term or provision.

17.23 Excused Delays. Except as otherwise set forth in this Section 17.23, neither party shall have liability to the other on account of the following acts (each of which is an "Excused Delay," and jointly all of which are "Excused Delays") which shall include (a) the inability to fulfill, or delay in fulfilling, any obligations under this Lease by reason of strike, lockout, other labor trouble, dispute or disturbance; (b) governmental regulation, moratorium, action, preemption or priorities or other controls; (c) shortages of fuel, supplies or labor; (d) any failure or defect in the supply, quantity or character of electricity or water furnished to the Property by reason of any requirement, act or omission of the public utility or others furnishing the Building with electricity or water; or (e) for any other reason, whether similar or dissimilar to the above, or for act of God beyond a party's reasonable control including, but not limited to, a prior tenant's failure to leave the Property at the end of such tenant's term provided that Landlord proceeds to evict such tenant within a reasonable time thereafter. If this Lease specifies a time period for performance of an obligation of a party, that time period shall be extended by the period of any delay in the party's performance caused by any of the events of Excused Delay described herein; provided, that notwithstanding anything to the contrary above, no payment of money (whether as Base Rent, Tenant's Share of Operating Expenses, or any other payment due under this Lease) shall be postponed, delayed or forgiven by reason of any of the foregoing events of Excused Delay.

IN WITNESS WHEREOF, the parties have executed this Lease as of the date first above written.

LANDLORD:

SRS Ventures, L.L.C.,
a Washington limited liability company

By: _____

MICHAEL J. RASKIN

Its: Manager

TENANT:

Sound Ambulatory Surgery Center,
a Washington corporation

By: _____

[Print Name] Paul Song

Its: _____

including, but not limited to, a prior tenant's failure to leave the Property at the end of such tenant's term provided that Landlord proceeds to evict such tenant within a reasonable time thereafter. If this Lease specifies a time period for performance of an obligation of a party, that time period shall be extended by the period of any delay in the party's performance caused by any of the events of Excused Delay described herein; provided, that notwithstanding anything to the contrary above, no payment of money (whether as Base Rent, Tenant's Share of Operating Expenses, or any other payment due under this Lease) shall be postponed, delayed or forgiven by reason of any of the foregoing events of Excused Delay.

IN WITNESS WHEREOF, the parties have executed this Lease as of the date first above written.

LANDLORD:

SRS Ventures, L.L.C.,
a Washington limited liability company

By: _____
MICHAEL J. RASKIN
Its: Manager

TENANT:

Sound Ambulatory Surgery Center,
a Washington corporation

By: _____
[Print Name] Paul Song
Its: _____

STATE OF WASHINGTON)
) §
COUNTY OF KING)

I certify that I know or have satisfactory evidence that MICHAEL J. RASKIN is the person who acknowledged that he signed this instrument and on oath stated that he was authorized to execute the instrument and acknowledged it as the Manager of SRS Ventures, L.L.C., a Washington limited liability company, to be his free and voluntary act of such party for the uses and purposes mentioned in the instrument.

Dated: April 9th, 2020.

(SEAL/STAMP)



Ashley Nordstrom
Print Name: Ashley Nordstrom
NOTARY PUBLIC in and for the state of
Washington residing in Bothell, WA
My appointment expires 10.20.23

STATE OF WASHINGTON)
) §
COUNTY OF KING)

I certify that I know or have satisfactory evidence that Paul Song is the person who acknowledged that he signed this instrument and on oath stated that he was authorized to execute the instrument and acknowledged it as the Paul Song of Sound Ambulatory Surgery Center, a Washington corporation, to be his free and voluntary act of such party for the uses and purposes mentioned in the instrument.

Dated: April 9th, 2020.

(SEAL/STAMP)



Tara Rivera
Print Name: Tara Rivera
NOTARY PUBLIC in and for the state of
Washington residing in Mercer Island WA
My appointment expires 09/06/2020

EXHIBIT A

Legal Description

Lot 6 of Johannes Medical Park Binding Site Plan, as recorded November 18, 2004 under Auditor's File No. 3689327 and as amended by affidavit of minor correction recorded May 13, 2005 under Auditor's File No. 3731502.

In Thurston County, Washington

EXHIBIT B

Tenant Improvements

All Tenant Improvements to be built to building standards and mutually agreed to by Landlord and Tenant.

EXHIBIT C

Estoppel Certificate

Re: Lease dated _____, 20__ ("Lease") by and between
_____, L.L.C., a Washington limited liability company
("Landlord"), and _____ ("Tenant")

Ladies and Gentlemen:

Reference is made to the above-described Lease in which the undersigned is the Tenant. We understand that you are accepting an assignment of Landlord's rights under the Lease as _____, and we hereby, as a material inducement for you to consummate the transaction, represent that:

1. There are no modifications amendments, supplements, arrangements, side letters or understandings, oral or written, of any sort, modifying, amending, altering, supplementing or changing the terms of the Lease, except for those attached to this Certificate.

2. The Lease is in full force and effect, and the Lease has been duly executed and delivered by, and is a binding obligation of, the Tenant as set forth therein.

3. The undersigned acknowledges (a) that rent on the Lease has been paid up to and including _____, 2_____, (b) that monthly rent during the _____ (_____) years of the term of the Lease is \$_____ per month, and (c) that rent has not been paid for any period after _____, 2_____, and shall not, except for any Prepaid Rent as specified in the Lease, be paid for a period in excess of one (1) month in advance.

4. To the current knowledge of the undersigned, the improvements on the Property are free from defects in design, materials and workmanship and the improvements meet all governmental requirements, including, but not limited to, zoning and environmental requirements.

5. To the current knowledge of the undersigned, the Lease is not in default, and Landlord has performed the obligations required to be performed by Landlord under the terms thereof through the date hereof.

Dated: _____, 20____.

Very truly yours,

"Tenant"

By: _____

Its: _____

EXHIBIT D

Guaranty

THIS GUARANTY made as of _____, 20__ by _____
_____ ("Guarantor") in favor of _____, L.L.C. a Washington
limited liability company ("Landlord").

A. _____ ("Tenant") desires to enter that certain
lease of even date herewith with Landlord relating to certain premises known as _____
_____ containing _____ feet of space located
on the _____ floor of the _____ Building, which
Lease is herein referred to as the "Lease").

B. Guarantor has requested that Landlord enter into the Lease.

C. Landlord has declined to enter into the Lease unless Guarantor guarantees the
Lease.

NOW, THEREFORE, to induce Landlord to enter into the Lease, Guarantor hereby
agrees as follows:

1. Unconditional Guaranty. Guarantor unconditionally guarantees to Landlord
and the successors and assigns of Landlord the full and punctual payment, performance
and observance by Tenant of all of the terms, covenants and conditions in the Lease to
be kept, performed or observed by Tenant. If at any time, Tenant shall default in the
performance or observance of any of the terms, covenants or conditions in the Lease to
be kept, performed or observed by Tenant, including, without limitation, the payment of
any rent or other charge, Guarantor will keep, perform and observe the same, as the case
may be, in place and stead of Tenant. It is understood and agreed that the use of the
word "Lease" herein shall include, all exhibits, and all schedules attached to the Lease.
It is further understood and agreed that the term of the Lease, for purposes of this
Guaranty, includes any month-to-month tenancy that may be created at the end of the
original term of the Lease.

2. Waiver of Notice; No Release of Liability. Any act of Landlord or the
successors or assigns of Landlord consisting of the giving of any consent to any manner
or thing relating to the Lease, or the granting of any indulgences or extensions of time to
Tenant, may be done without any notice to Guarantor and without releasing or diminishing
the obligations of Guarantor hereunder. The obligations of Guarantor hereunder shall not
be released or diminished by Landlord's receipt, application or release of security given
for the performance and observance of covenants and conditions in the Lease to be
performed or observed by Tenant, or by any modifications of the Lease. The liability of
Guarantor hereunder shall in no way be affected by (a) the release or discharge of Tenant
in any creditors, receivership, bankruptcy or other proceedings, (b) the impairment,
limitation or modification of the liability of Tenant or the estate of Tenant in bankruptcy, or
of any remedy for the enforcement of Tenant's liability under the Lease resulting from the

operation of any present or future provision of the Federal Bankruptcy Code or other statute or from the decision in any court; (c) the rejection or disaffirmance of the Lease in any such proceedings; (d) the assignment or transfer of the Lease by Tenant; (e) any disability or other defense of Tenant; (f) the cessation from any cause whatsoever of the liability of Tenant; or (g) the exercise by Landlord of any rights or remedies reserved to Landlord under the Lease, provided or permitted by law or by reason of any termination of the Lease.

3. Joinder; Statute of Limitations. Guarantor agrees that Landlord may, but shall not be required to, join Guarantor in any action against Tenant in connection with the obligations of Tenant under the Lease as covered by this Guaranty, and recovery may be had against Guarantor in any such action. Landlord may, in its sole discretion, enforce the obligations of Guarantor hereunder without first taking any action whatsoever against Tenant or its successors and assigns, or pursue any other remedy or apply any security it may hold, and Guarantor hereby waives all rights to assert or plead at any time any statute of limitations as relating to the Lease, the obligations of Guarantor hereunder and any and all surety or other defenses in the nature thereof.

4. Limitation of Claims; Subordination. Until all of the covenants and conditions in the Lease on Tenant's part to be performed and observed are fully performed and observed, Guarantor: (a) shall have no right of subrogation against Tenant by reason of any payments or acts of performance by Guarantor, in compliance with the obligations of Guarantor hereunder; (b) waives any right to enforce any remedy which Guarantor now or hereafter shall have against Tenant by reason of any one or more payments or acts of performance in compliance with the obligations of Guarantor hereunder; and (c) subordinates any liability or indebtedness of Tenant now or hereafter held by Guarantor to the obligations of Tenant to Landlord under the Lease.

5. De Facto Tenant. In the event this Guaranty shall be held ineffective or unenforceable by any court of competent jurisdiction, or in the event of any limitation of liability of Guarantor herein other than as expressly provided herein, then Guarantor shall be deemed to be a tenant under the Lease with the same force and effect as if Guarantor were expressly named as a joint and several tenant therein with respect to the obligations of Tenant thereunder hereby guaranteed.

6. Amendment or Assignment of Lease. The provisions of the Lease may be changed, modified, amended or waived by agreement between Landlord and Tenant at any time, or by course of conduct, without the consent of and without notice to Guarantor. This Guaranty shall guarantee the performance of the Lease as so changed, modified, amended or waived. Any assignment of the Lease (as permitted by the Lease) shall not affect this Guaranty and if Landlord disposes of its interest in the Lease, "Landlord", as used in this Guaranty, shall mean Landlord's successors and assigns.

7. Defenses of Tenant. Guarantor waives any defense by reason of any legal or other disability of Tenant and any other party to the Lease, and further waives any other defense based on the termination of Tenant's liability for any cause, as well as any

presentments, or notices of acceptance of this Guaranty, and further waives all notices of the existence, creation, or incurring of new or additional obligations.

8. No Waiver by Landlord. No delay on the part of Landlord in exercising any right hereunder or under the Lease shall operate as a waiver of such right or of any other right of Landlord under the Lease or hereunder, nor shall any delay, omission or waiver on any one or more occasions be deemed a bar to or a waiver of the same or any other right on any other future occasion.

9. Joint and Several Liability. If there is more than one undersigned Guarantor, the term "Guarantor", as used herein, shall include all of such undersigned and each provision of this Guaranty shall be binding on each of the undersigned and they shall be jointly and severally liable hereunder and Landlord shall have the right to join one or all of them in any proceeding or to proceed against them in any order.

10. Entire Agreement. This instrument constitutes the entire agreement between Landlord and Guarantor with respect to the subject matter hereof; superseding all prior oral or written agreements or understandings with respect hereto and may not be changed, modified, discharged or terminated orally or in any manner other than by an agreement in writing signed by Guarantor and Landlord.

11. Applicable Law. This Guaranty shall be governed by and construed in accordance with the laws of the State of Washington.

12. Guarantor's Successors. Guarantor's obligations under this Guaranty shall be binding on the successors, heirs and assigns of Guarantor. Guarantor shall not be released by any assignment or delegation by it of its obligations hereunder.

13. Attorneys' Fees. If Landlord is required to enforce Guarantor's obligations hereunder by legal proceedings, Guarantor shall pay to Landlord all costs incurred, including without limitation, reasonable attorneys' fees and court costs.

14. Interpretation; Severability. It is agreed that if any provision of this Guaranty or the application of any provision to any person or any circumstance shall be determined to be invalid or unenforceable, such determination shall not affect any other provisions of this Guaranty or the application of such provision to any other person or circumstance, all of which other provisions shall remain in full force and effect. It is the intention of the parties hereto that if any provision of this Guaranty is capable of two constructions one of which would render the provision valid, the provision shall have the meaning which renders it valid.

15. Extensions and Renewals. This Guaranty shall apply to the Lease, any extension or renewal thereof and to any holdover term following the term granted in the Lease or any extension or renewal thereof.

16. Acknowledgment; Enforceability. GUARANTOR REPRESENTS AND WARRANTS TO LANDLORD THAT GUARANTOR HAS READ THIS GUARANTY AND

UNDERSTANDS THE CONTENT HEREOF AND THAT THIS GUARANTY IS ENFORCEABLE AGAINST GUARANTOR IN ACCORDANCE WITH ITS TERMS.

17. Financial Statements. Tenant shall provide current financial statements for the Guarantor to Landlord with the delivery of the Lease, as well as upon the request of Landlord from time to time during the term of the Lease.

IN WITNESS WHEREOF, Guarantor has executed this Guaranty as of the day and year first above written.

EXECUTED as of the date first above written.

GUARANTOR:

EXHIBIT E

Rules and Regulations

Tenant shall faithfully observe and comply with the following Rules and Regulations. Landlord shall not be responsible to Tenant for the nonperformance of any of said Rules and Regulations by or otherwise with respect to the acts or omissions of any other tenants or occupants of the Building. The terms in these Rules and Regulations shall have the same meaning as have been ascribed to them in the Lease. In the event of any conflict between the Rules and Regulations and the other provisions of this Lease, the latter shall control.

1. Tenant shall not obstruct the walks or any portion of the Building or Property with anything or in any manner whatsoever, and shall maintain any and all entrances, exits, walks, corridors, docks, and facilities serving its premises free and clear of any and all litter, refuse and hazardous conditions. Tenant shall not cause or allow any obstructions to the surface drains for storm water runoff. Tenant shall immediately inform Landlord of any storm drain blockages that Tenant observes and cannot easily clear.

2. Tenant shall not alter any lock or install any new or additional locks or bolts on any doors or windows of the Premises without obtaining Landlord's prior written consent, not to be unreasonably withheld. Tenant shall bear the cost of any repairs or changes to the locks or access system required by Tenant. Upon the termination of this Lease, Tenant shall restore to Landlord all keys and access cards of offices, and toilet rooms, either furnished to, or otherwise procured by, Tenant. In the event of the loss of keys or access cards so furnished, Tenant shall pay to Landlord the cost of replacing same or of changing the locks or access system opened by such lost key if Landlord shall deem it necessary to make such changes. Landlord shall re-key the locks and re-program the access system on the entrance doors to the Premises, at its sole cost and expense, prior to Tenant's occupancy but following completion of Tenant Improvements in the Premises.

3. All doors opening to public corridors shall be kept closed at all times except for normal ingress and egress to the Premises.

4. Landlord reserves the right to close and keep locked all entrance and exit doors of the Building during such hours as are customary for comparable buildings in the King County, Washington area. Tenant, its employees and agents must be sure that the doors to the Building are securely closed and locked when leaving the Premises if it is after the normal hours of business for the Building. Any tenant, its employees, agents or any other persons entering or leaving the Building at any time when it is so locked, or any time when it is considered to be after normal business hours for the Building, may be required to sign the Building register. Access to the Building may be refused unless the person seeking access has proper identification or has a previously arranged pass for access to the Building. At Landlord's option, Landlord may furnish passes to persons for

whom Tenant requests same in writing. Tenant shall be responsible for all persons for whom Tenant requests passes and shall be liable to Landlord for all acts of such persons. The Landlord and his agents shall in no case be liable for damages for any error with regard to the admission to or exclusion from the Building of any person.

5. Tenant shall not overload the floors of its premises. Landlord shall have the right to prescribe the weight, size and position of all safes and other heavy property brought into the Building and also the times and manner of moving the same in and out of the Building. Safes and other heavy objects shall, if considered necessary by Landlord, stand on supports of such width and thickness as is necessary to properly distribute the object's weight. Tenant shall be responsible for loss of or damage to any heavy object or its contents. Any damage to the Property or to any person by moving or maintaining any such safe or other heavy object shall be the sole responsibility and expense of Tenant.

6. No furniture, packages, supplies, equipment or merchandise will be received in the Building or carried up or down in the elevators, except between such hours, in such specific elevator and by such personnel as shall be reasonably designated by Landlord.

7. Tenant shall make all requests for any non-emergency work or services to be performed by Landlord in writing, delivered to the address in the Notices section of the Lease. Landlord's employees shall not perform any work or do anything outside their regular duties under Tenant's direction or request unless under special instructions from Landlord.

8. Tenant, its agents, or employees shall immediately inform Landlord's Property Manager and local emergency services of any emergency affecting the Property of which the Tenant, its agents, or employees become(s) aware.

9. No sign, advertisement, notice or handbill shall be exhibited, distributed, painted or affixed by Tenant on any part of the Premises or the Building without the prior written consent of the Landlord. Tenant shall not disturb, solicit, peddle, or canvass any occupant of the Building and shall cooperate with Landlord and Landlord's agents of Landlord to prevent same.

10. The plumbing facilities, drains and lines in or about its premises and/or the Property shall not be used for any other purpose by Tenant or anyone under its control than for the purpose for which they are constructed, nor shall Tenant, Tenant's employees, agents, visitors, or licensees put (or dispose of) any foreign substance therein of a kind other than that for which such facility was specifically designed or permit such event to occur; and all cost and expense of repairing, replacing, or restoring said facilities or equipment by reason of any breakage, stoppage, or damage resulting from a violation of this provision shall be borne by Tenant.

11. Tenant shall not mark, drive nails or screws into, or drill into the partitions, woodwork or drywall (except in connection with installing its fixtures and equipment and

office furniture) or in any way deface the Premises or any part thereof without Landlord's prior written consent. Under no circumstances may Tenant pierce the waterproof envelope of the buildings outside walls or ceiling.

12. Tenant shall not use, keep or permit to be used or kept, any foul or noxious gas or substance in or on the Premises, or permit or allow the Premises to be occupied or used in a manner offensive or objectionable to Landlord or other occupants of the Building by reason of noise, odors, or vibrations, or interfere with other tenants or those having business therein, whether by the use of any musical instrument, radio, phonograph, or in any other way. All office equipment of any electrical or mechanical nature shall be placed by Tenant in the Premises in settings approved by Landlord, to absorb or prevent any vibration, noise and annoyance.

13. No cooking shall be done or permitted on the Premises, nor shall the Premises be used for the storage of merchandise, for lodging or for any improper, objectionable or immoral purposes. Notwithstanding the foregoing, Underwriters' Laboratory approved equipment and microwave ovens may be used in the Premises for heating food and brewing coffee, tea, hot chocolate and similar beverages for employees and visitors, provided that such use is in accordance with all applicable federal, state, county and city laws, codes, ordinances, rules and regulations.

14. Except for vending machines intended for the sole use of Tenant's employees and invitees, no vending machine or machines other than office machines such as copiers, printers, scanners, paper shredders, computers and computer equipment shall be installed, maintained or operated upon the Premises without the written consent of Landlord.

15. The Premises shall not be used for manufacturing or for the storage of merchandise except as such storage may be incidental to the use of the Premises provided for in the Lease. Tenant shall not engage or pay any employees on the Premises except those actually working for such tenant on the Premises nor advertise for laborers giving an address at the Premises.

16. Landlord reserves the right to exclude or expel from the Property any person who, in the judgment of Landlord, is intoxicated or under the influence of liquor or drugs, or who shall in any manner do any act in violation of any of these Rules and Regulations.

17. Tenant, its employees and agents shall not loiter in or on the entrances, corridors, sidewalks, lobbies, courts, halls, stairways, elevators, vestibules or any Portion of the Property outside Tenant's Premises, nor in any way obstruct such areas, and shall use them only as a means of ingress and egress for the Premises.

18. Tenant shall keep and maintain temperatures at its premises sufficiently high to prevent freezing of or interference of any flow in pipes in, at and about its premises. Tenant shall not without the prior written consent of Landlord use any method of heating or air conditioning other than that supplied by the Building's HVAC system.

19. Tenant shall cooperate fully with Landlord to ensure the most effective operation of the Building's heating and air conditioning system, and shall refrain from attempting to adjust any Building controls.

20. Tenant shall not leave, place or dispose of any refuse, garbage or thing outside its premises or elsewhere on the Property other than garbage or refuse in containers or receptacles expressly designated by Landlord for that purpose as and where so designated. All refuse in and from its premises, and from Tenant and those under its control, shall be deposited in containers reasonably acceptable to Landlord and disposed of in a manner and at times reasonably acceptable to Landlord. Tenant shall keep its premises clean and free of refuse including cigarette butts at all times.

21. Tenant shall store all its trash and garbage within the interior of the Premises. No material shall be placed in the trash boxes or receptacles if such material is of such nature that it may not be disposed of in the ordinary and customary manner of removing and disposing of trash and garbage in Olympia, Washington without violation of any law or ordinance governing such disposal. All trash, garbage and refuse disposal shall be made only through entryways and elevators provided for such purposes at such times as Landlord shall reasonably designate.

22. Any persons employed by Tenant to do janitorial work shall be subject to the prior written approval of Landlord, and while in the Building and outside of the Premises, shall be subject to and under the control and direction of the Building manager (but not as an agent or servant of such manager or of Landlord), and Tenant shall be responsible for all acts of such persons.

23. Tenant shall comply with all safety, fire protection and evacuation procedures and regulations established by Landlord or any governmental agency. Tenant shall maintain, repair, and replace all smoke detectors in compliance with Olympia Fire Department standards at Tenant expense.

24. No awnings or other projection shall be attached to the outside walls of the Building without the prior written consent of Landlord, and no curtains, blinds, shades or screens shall be attached to or hung in, or used in connection with, any window or door of the Premises other than Landlord approved standard drapes, unless otherwise reasonably approved by Landlord. All electrical ceiling fixtures hung in the Premises or spaces along the perimeter of the Building must be fluorescent and/or of a quality, type, design and a warm white bulb color approved in advance in writing by Landlord. Neither the interior nor exterior of any windows shall be coated nor otherwise sun screened without the prior written consent of Landlord. Tenant shall be responsible for any damage to the window film on the exterior windows of the Premises and shall promptly repair any such damage at Tenant's sole cost and expense. Prior to leaving the Premises for the day, Tenant shall draw or lower window coverings and extinguish all lights. Tenant shall abide by Landlord's regulations concerning the opening and closing of window coverings

which are attached to the windows in the Premises, if any, which have a view of any interior portion of the Building.

25. The sashes, sash doors, skylights, windows, and doors that reflect or admit light and air into the halls, passageways or other public places in the Building shall not be covered or obstructed by Tenant, nor shall anything be placed on the windowsills.

26. Tenant shall comply with requests by the Landlord to keep the Landlord or Landlord's designated employees informed of items of importance to the Landlord.

27. Tenant hereby acknowledges that Landlord shall have no obligation to provide guard service or other security measures for the benefit of the Premises, Building or Property. Tenant hereby assumes all responsibility for the protection of Tenant and its agents, employees, contractors, invitees and guests, and the property thereof, from acts of third parties, including keeping doors locked and other means of entry to the Premises closed, whether or not Landlord, at its option, elects to provide security protection for the Property or any portion thereof. Tenant further assumes the risk that any safety and security devices, services and programs which Landlord elects, in its sole discretion, to provide may not be effective, or may malfunction or be circumvented by an unauthorized third party, and Tenant shall, in addition to its other insurance obligations under this Lease, obtain its own insurance coverage to the extent Tenant desires protection against losses related to such occurrences. Tenant shall cooperate in any reasonable safety or security program developed by Landlord or required by law.

28. Tenant shall not use in any space or in the public halls of the Building, any hand trucks except those equipped with rubber tires and rubber side guards.

29. Landlord reserves the right at any time to change or rescind anyone or more of these Rules and Regulations, or to make such other and further reasonable Rules and Regulations as in Landlord's judgment may from time to time be necessary for the management, safety, care and cleanliness of the Premises, Building, and Property, and for the preservation of good order therein, as well as for the convenience of other occupants and tenants therein, and shall provide Tenant with written notice of all such changes. Landlord may waive anyone or more of these Rules and Regulations for the benefit of any particular tenants, but no such waiver by Landlord shall be construed as a waiver of such Rules and Regulations in favor of any other tenant, nor prevent Landlord from thereafter enforcing any such Rules or Regulations against any or all tenants of the Property. Tenant shall be deemed to have read these Rules and Regulations and to have agreed to abide by them as a condition of its occupancy of the Premises.

30. Tenant's owners, employees and invitee may not, at any time, collectively use more than the total number of parking spaces provided in Tenant's lease. Tenant shall inform its owners, employees and invitees of these parking rules. Tenant shall be responsible to police parking by its owners, employees and invitees. Landlord shall have no responsibility to either police parking by the owners, employee and invitees of Tenant or any other Tenant's owners, employees or invitees, although Landlord may from time

to time take any of the actions described herein. If Tenant's owners, employees and invitees park their vehicles on the Property in violation of Landlord's Rules and Regulations, then Landlord may, at its sole option, (i) charge Tenant a fine of Twenty-five Dollars (\$25) per car for each day or partial day that Tenant violates any of these parking rules, or (ii) tow the offending vehicles at Tenant's risk, liability, and expense. All such fines and towing expenses shall be payable by Tenant as Additional Rent within ten (10) days after demand therefore.

31. Landlord may, at any time, designate specific parking areas to be used by any or all of Tenant's owners, employees and invitees. Landlord may relocate any such designated parking areas from time to time, provided that Tenant's parking areas shall not amount to less than the number of parking stalls designated in Tenant's Lease. The owners, employees and invitees of shall not be permitted to park their vehicles in the vehicle parking areas that may from time to time be reserved by Landlord for the exclusive use of other tenants, if any.

EXHIBIT F

Tenant Contractor Site Access Insurance Requirements

Prior to mobilizing, an ACORD 25 (2014/01) Certificate of Liability Insurance evidencing the following minimum limits of insurance must be submitted to and approved by Landlord.

Commercial General Liability

\$2,000,000	General Aggregate Products/Completed Operations
\$2,000,000	Aggregate
\$1,000,000	Personal & Advertising Injury
\$1,000,000	Each Occurrence
\$5,000	Medical Expense

Commercial Automobile Liability

\$1,000,000	Combined Single Limit Coverage for "Any Auto" or "Hired" and "Non-Owned"
-------------	--

Workers Compensation and Employers Liability

\$1,000,000	E.L. Each Accident
\$1,000,000	E.L. Disease - Each Employee
\$1,000,000	E.L. Disease - Policy Limit

Commercial Umbrella or Excess Liability

\$5,000,000	Each Occurrence
\$5,000,000	Annual Aggregate

Additional Insured

- Additional Insured status must be provided via a carrier issued CG2010 (11/85) endorsement. As an alternative, a carrier issued combination of CG2033 and CG2037 is acceptable.
- For non-ISO insurance companies, a carrier specific equivalent is acceptable.
- Landlord should be named as an Additional Insured.
- Coverage should be primary and non-contributing and include a full waiver of subrogation.

Exhibit 9

Anesis Spine and Pain Care Inc.
Combined Balance Sheet
As of December 31, 2016

Anesis Balance Sheet 2019-2021	2019	2020	2021
	TOTAL	TOTAL	TOTAL
ASSETS			
Current Assets			
Checking/Savings			
HW Bank	0.00	0.00	32,757.83
Operating Bank Account	29,699.20	91,104.86	90,548.79
Operating Bank Acct - Zoey	2,537.36	5,403.08	1,657.10
Petty Cash	600.00	700.00	700.00
Revenue Account	20,993.41	36,430.70	660.71
Savings Account	404,741.97	205,204.39	593,461.54
	<u>0.00</u>	<u>0.00</u>	<u>1,000.00</u>
Total Checking/Savings	458,171.94	338,643.03	687,785.97
Other Current Assets			
Cash Advance	0.00	0.00	0.00
Loan from MSO to PCP			
Loan from MSO to PCP - Other	260,000.00	200,000.00	-10,000.00
Total Loan from MSO to PCP	260,000.00	200,000.00	-10,000.00
Loan to Zoey Lab			
Loan From Anesis	46,000.00	-45,000.00	-35,000.00
Loan to Zoey Lab - Other	60,000.00	45,000.00	36,000.00
Total Loan to Zoey Lab	<u>0.00</u>	<u>0.00</u>	<u>0.00</u>
Undeposited Funds		-685.20	
Total Prepaid Expenses	0.00	0.00	0.00
Inventory Asset		8,300.00	10,882.00
Shareholder Loan Receivable			
Interest Receivable--Shareholde	3,718.00	14,192.00	24,604.00
Shareholder loan by Burley	0.00	0.00	146,198.16
Shareholder Loan Receivable - Other	125,658.75	125,658.75	42,719.75
Total Shareholder Loan Receivable	<u>126,366.75</u>	<u>130,790.75</u>	<u>214,521.91</u>
Total Other Current Assets	<u>389,396.75</u>	<u>347,466.55</u>	<u>215,403.91</u>
Total Current Assets	<u>847,528.69</u>	<u>686,306.58</u>	<u>903,189.88</u>
Fixed Assets			
Computers			
Computers--Depreciation	-4,992.00	-6,028.00	-6,860.00
Computers--Original Cost	<u>7,585.93</u>	<u>7,585.93</u>	<u>7,585.93</u>
Total Computers	2,593.93	1,557.93	725.93
Furniture and Fixtures			
Furniture and Fixtures--Deprec	-9,800.00	-12,431.00	-14,332.00
Furniture and Fixtures--OrigCos	<u>18,773.80</u>	<u>18,773.80</u>	<u>18,773.80</u>
Total Furniture and Fixtures	8,973.80	6,342.80	4,441.80
Lab Equipment			
Lab Equipment--Depreciation	-140,296.00	-189,462.00	-192,795.00
Lab Equipment--Original Cost	<u>213,213.00</u>	<u>213,213.00</u>	<u>213,213.00</u>
Total Lab Equipment	72,917.00	43,751.00	20,418.00
Leasehold Improvement			
Leasehold Improvement--Dep	-3,073.00	-4,491.00	-5,910.00
Leasehold Improvement - Other	<u>55,313.45</u>	<u>55,313.45</u>	<u>55,313.45</u>
Total Leasehold Improvement	52,240.45	50,822.45	49,403.45
Medical Equipment--Non Lab			
Medical Equipment--Depreciation	-57,458.00	-69,402.00	-78,959.00
Medical Equipment--OrigCost	<u>87,320.00</u>	<u>87,320.00</u>	<u>87,320.00</u>
Total Medical Equipment--Non Lab	29,864.00	17,918.00	8,361.00
Office and Electronic Equipment			
Office and Electronic--Deprec	-1,577.00	-1,707.00	-1,812.00
Office and Electronic Equipment - Other	<u>1,902.35</u>	<u>1,902.35</u>	<u>1,902.35</u>
Total Office and Electronic Equipment	<u>325.35</u>	<u>195.35</u>	<u>90.35</u>
Total Fixed Assets	<u>166,914.53</u>	<u>120,596.53</u>	<u>83,440.53</u>
Other Assets			
Accumulated Amortization	-85,930.00	-125,616.00	-165,301.00
Goodwill	610,286.55	610,286.55	610,286.55
Intangible Asset	30,000.00	30,000.00	30,000.00
Intercompany Rec - Pain Care		3,790.55	2,696.10
Security Deposits	24,304.94	24,304.94	24,304.94
Startup Costs to be Amortized	5,000.00	5,000.00	5,000.00
Other Assets--Accumulated Amort	<u>-7,222.00</u>	<u>-10,556.00</u>	<u>-13,889.00</u>
Total Other Assets	<u>576,436.49</u>	<u>537,210.04</u>	<u>453,097.59</u>
TOTAL ASSETS	<u>1,590,882.71</u>	<u>1,344,105.15</u>	<u>1,479,728.00</u>
LIABILITIES & EQUITY			
Liabilities			
Current Liabilities			
Credit Cards	0.00	64,108.86	74,668.56
Less--Personal card - Aaron		-64,108.86	-74,668.56
Other Current Liabilities			
Est current portion - SPC Note		238,090.00	242,776.00
Est current portion-BHG loan			10,968.82
Payroll Liabilities			
Payroll Taxes Payable	4,284.64	4,783.47	0.00
Payroll Liabilities - Other	<u>14,459.71</u>	<u>16,708.86</u>	<u>0.00</u>
Total Payroll Liabilities	<u>18,744.35</u>	<u>21,532.33</u>	<u>0.00</u>
Sales Tax Payable	150.63	46.00	22.50
Est current portion of SPC Loan	0.00	12,531.00	12,777.17
Loan from MSO (Anesis) to PCP			
Loan from MSO (Anesis) to PCP - Other	260,000.00	200,000.00	-10,000.00
Total Loan from MSO (Anesis) to PCP	260,000.00	200,000.00	-10,000.00
Noritlan Advance (Loan)	0.00	0.00	58,426.74
Pain Care Funds to transfer to other companies	0.00	0.00	8,953.59
Payable to Anesis (SPC Note)	0.00	3,790.55	2,696.10
Payable to Sound ASC	0.00	0.00	29,526.49
Research funds - pass through	0.00	11,055.00	5,750.00
Total Other Current Liabilities	<u>278,992.00</u>	<u>487,014.88</u>	<u>361,899.41</u>
Total Current Liabilities	<u>278,992.00</u>	<u>487,014.88</u>	<u>361,899.41</u>
Long Term Liabilities			
Convertible Loan			
Stockholder - Aaron	910,000.00	910,000.00	910,000.00
Stockholder - Paul	362,500.00	362,500.00	362,500.00
Convertible Loan - Other	<u>646,000.00</u>	<u>646,000.00</u>	<u>646,000.00</u>
Total Convertible Loan	1,918,500.00	1,918,500.00	1,918,500.00
Note Payable--Frank Li			
Note Payable--Frank Li - Other	360,000.00	360,000.00	360,000.00
Interest accrued on Frank Li Loans	<u>0.00</u>	<u>0.00</u>	<u>0.00</u>
Total Note Payable--Frank Li	<u>360,000.00</u>	<u>360,000.00</u>	<u>360,000.00</u>
Note Payable--SPC Asset Purchase			
Note Payable--SPC Asset Purchase - Other	974,980.00	732,117.05	481,496.00
Less - Est current portion	<u>0.00</u>	<u>-250,621.00</u>	<u>-255,553.17</u>
Total Note Payable--SPC Asset Purchas	<u>974,980.00</u>	<u>481,496.05</u>	<u>225,942.83</u>
Shareholder Note Payable			
Aaron Balance on personal credit card	0.00	64,108.86	74,668.56
Aaron	210,000.00	210,000.00	210,000.00
Paul	330,000.00	330,000.00	330,000.00
Interest accrued on SM Loans	<u>72,500.00</u>	<u>94,100.00</u>	<u>115,700.00</u>
Total Shareholder Note Payable	<u>612,500.00</u>	<u>698,208.86</u>	<u>730,368.56</u>
Loan from BHG			
Less - Est current portion	0.00	0.00	-10,968.82
Loan from BHG - Other	<u>0.00</u>	<u>0.00</u>	<u>198,922.36</u>
Total Loan from BHG	<u>0.00</u>	<u>0.00</u>	<u>187,953.54</u>
Total Long Term Liabilities	<u>3,805,980.00</u>	<u>3,458,204.91</u>	<u>3,422,784.93</u>
Total Liabilities	<u>4,144,872.00</u>	<u>3,945,219.79</u>	<u>3,784,684.34</u>
Equity			
Capital Stock	61,000.00	61,000.00	61,000.00
Retained Earnings	-1,984,465.22	-2,655,331.46	-2,718,569.97
Stock Warrants	40,000.00	40,000.00	40,000.00
Net Income	<u>-670,524.07</u>	<u>-48,783.13</u>	<u>312,832.63</u>
Total Equity	<u>-2,553,989.29</u>	<u>-2,601,114.59</u>	<u>-2,304,836.34</u>
TOTAL LIABILITIES & EQUITY	<u>1,590,882.71</u>	<u>1,344,105.20</u>	<u>1,479,728.00</u>

**Pain Care Physicians, PLLC
Profit & Loss**

	FY 2022	FY 2023	FY 2024	FY 2025	Notes
Ordinary Income/Expense					
Income					
ASC revenue	3,546,634.00	4,525,176.00	5,825,865.00	7,219,655.00	revenue based on CMS reimbursement rates for 2021
Charity Care	-70,932.68	-90,503.52	-116,517.30	-144,393.10	2% of revenue
Discount to CMS/uncollected	-141,865.36	-226,258.80	-291,293.25	-360,982.75	claim denials, bad debt, uncollectable amt (historical)
Patient refunds	-5,000.00	-6,000.00	-8,000.00	-8,000.00	
Total Income	3,328,835.96	4,202,413.68	5,410,054.45	6,706,279.15	
Cost of Goods Sold					
Credentialing and licenses	15,000.00	15,000.00	15,000.00	15,000.00	
Medical Supplies	148,000.00	165,000.00	180,000.00	200,000.00	
ASC Medical Devices	1,388,500.00	1,781,500.00	2,288,750.00	2,806,250.00	based on case count and type of cases
Translation services	1,500.00	1,500.00	1,500.00	1,500.00	
Total COGS	1,553,000.00	1,963,000.00	2,485,250.00	3,022,750.00	
Gross Profit	1,775,835.96	2,239,413.68	2,924,804.45	3,683,529.15	
Expense					
B&O Taxes	58,254.63	73,542.24	94,675.95	117,359.89	
Bank Service Charges	1,200.00	1,200.00	1,200.00	1,200.00	
Benefits Expense	36,000.00	40,000.00	45,000.00	52,000.00	Based on headcount per staffing plan
Billing Fee	133,153.44	168,096.55	216,402.18	268,251.17	4% of collections
Business Licenses and Permits	12,000.00	14,000.00	14,000.00	14,000.00	
Computer and IT	6,000.00	6,000.00	6,000.00	6,000.00	
Continuing Education	10,000.00	15,000.00	15,000.00	20,000.00	
Credit Card processing fee	2,000.00	2,000.00	2,000.00	2,000.00	
Employee Related Expenses	10,000.00	10,000.00	10,000.00	10,000.00	company events (summer picnic, holiday party, etc)
Equipment Maint (recurring)	12,000.00	12,000.00	12,000.00	12,000.00	
Equipment Rental	20,000.00	20,000.00	20,000.00	20,000.00	
Equipment repair & maint	10,000.00	12,000.00	12,000.00	12,000.00	
Facilities Services					
Janitorial Expense	8,000.00	8,000.00	8,000.00	8,000.00	
Repairs and Maintenance	5,000.00	5,000.00	5,000.00	5,000.00	
Telephone, Internet, Cable	3,600.00	3,600.00	3,600.00	3,600.00	
Utilities	12,000.00	12,000.00	12,000.00	12,000.00	
Facilities Services - Other	8,000.00	8,000.00	8,000.00	8,000.00	
Disposal Expense	4,000.00	4,000.00	4,000.00	4,000.00	
Total Facilities Services	40,600.00	40,600.00	40,600.00	40,600.00	
Insurance Expense					
Insurance Expense	6,000.00	6,000.00	6,000.00	6,000.00	
Malpractice Insurance	0.00	20,000.00	20,000.00	20,000.00	Included in Pain Care Physicians in 2022
Total Insurance Expense	6,000.00	26,000.00	26,000.00	26,000.00	
Marketing	6,000.00	6,000.00	6,000.00	10,000.00	
Meals	4,000.00	4,000.00	4,000.00	4,000.00	business meals (i.e. mgmt meetings, board mtgs, etc)
Office Supplies	6,000.00	6,000.00	6,000.00	6,000.00	
Payroll Expenses - Staff	404,400.00	438,000.00	502,800.00	610,400.00	Based on staffing plan
Payroll Taxes	32,352.00	35,040.00	40,224.00	48,832.00	
Philippines Operations Expense	20,000.00	30,000.00	30,000.00	30,000.00	PA team and call center
Postage and Delivery	2,500.00	2,500.00	2,500.00	2,500.00	
Professional Fees					
Accounting Fees	3,500.00	3,500.00	3,500.00	3,500.00	
Legal Fees	3,000.00	4,000.00	8,000.00	8,000.00	
Professional Fees - Other	2,500.00	2,500.00	2,500.00	2,500.00	
Total Professional Fees	9,000.00	10,000.00	14,000.00	14,000.00	
Recruiting Expense	12,000.00	12,000.00	12,000.00	12,000.00	
Rent or Lease Expense	158,265.36	163,013.32	167,903.72	172,940.83	Based on lease, base rent plus NNN
Small Medical Equipment	12,000.00	12,000.00	12,000.00	12,000.00	
Software, services -- recurring	12,000.00	12,000.00	16,000.00	16,000.00	This is for our EMR, cloud services, etc

Pain Care Physicians, PLLC
Profit & Loss

	FY 2022	FY 2023	FY 2024	FY 2025	Notes
Training Expenses	12,000.00	12,000.00	12,000.00	12,000.00	
Travel Expense	12,000.00	14,000.00	14,000.00	15,000.00	
Uniforms	10,000.00	11,000.00	12,100.00	10,000.00	includes laundry service, increase 10% based on staffing
Total Expense	1,069,725.43	1,207,992.11	1,368,405.85	1,577,083.88	
EBITDA	706,110.53	1,031,421.57	1,556,398.60	2,106,445.27	
Amortization Expense	0.00	0.00	0.00	0.00	
Depreciation Expense	10,000.00	10,000.00	10,000.00	10,000.00	
Total Deprec & Amortization	10,000.00	10,000.00	10,000.00	10,000.00	
EBIT	696,110.53	1,021,421.57	1,546,398.60	2,096,445.27	
Other Income/Expense	0.00	0.00	0.00	0.00	
Net Other Income	696,110.53	1,021,421.57	1,546,398.60	2,096,445.27	

Anesis Spine and Pain Care Inc.
Combined Balance Sheet

Pro Forma Balance Sheet 2022-2024	12/31/2022 Est	12/31/2023 Est	12/31/2024 Est
	TOTAL	TOTAL	TOTAL
ASSETS			
Current Assets			
Checking/Savings			
Operating Bank Account	403,369.00	652,180.57	537,301.60
Savings Account	890,000.53	2,000,000.00	2,400,000.00
Total Checking/Savings	1,293,369.53	2,652,180.57	2,937,301.60
Other Current Assets			
Inventory Asset	400,000.00	650,000.00	800,000.00
Total Other Current Assets	400,000.00	650,000.00	800,000.00
Total Current Assets	1,693,369.53	3,302,180.57	3,737,301.60
Total Fixed Assets	82,624.25	182,624.25	332,624.25
Other Assets			
Accumulated Amortization	-245,000.00	-280,000.00	-310,000.00
Goodwill	580,000.00	520,000.00	470,000.00
Intangible Asset	30,000.00	30,000.00	30,000.00
Loan Fees	0.00	0.00	0.00
Intercompany Rec - Pain Care	0.00	0.00	0.00
Security Deposits	24,304.94	24,304.94	24,304.94
Startup Costs to be Amortized	5,000.00	5,000.00	5,000.00
Other Assets--Accumulated Amort	-21,000.00	-24,000.00	-27,000.00
Total Other Assets	373,304.94	275,304.94	192,304.94
TOTAL ASSETS	2,149,298.72	3,760,109.76	4,262,230.79
LIABILITIES & EQUITY			
Liabilities			
Current Liabilities			
Equipment loan - NW Bank	48,000.00	35,000.00	20,000.00
Est current portion - SPC Note	0.00	0.00	0.00
SCL Equipment loan	28,000.00	14,000.00	0.00
Other Current Liabilities			
Total Current Liabilities	76,000.00	49,000.00	20,000.00
Long Term Liabilities			
Total Convertible Loan	0.00	0.00	0.00
Note Payable			
Note Payable--Frank Li	240,000.00	120,000.00	0.00
Note Payable - other	790,000.00	580,000.00	120,000.00
Total Note Payable	1,030,000.00	700,000.00	120,000.00
Note Payable--SPC Asset Purchase			
Note Payable--SPC Asset Purchase - Other	0.00	0.00	0.00
Less - Est current portion	0.00	0.00	0.00
Total Note Payable--SPC Asset Purchas	0.00	0.00	0.00
Other Long Term Liabilities			
Total Long Term Liabilities	1,030,000.00	700,000.00	120,000.00
Total Liabilities	1,106,000.00	749,000.00	140,000.00
Equity			
Capital Stock	1,979,500.00	1,979,500.00	1,979,500.00
Retained Earnings	-1,632,311.81	10,188.19	596,332.19
Stock Warrants	0.00	0.00	0.00
Net Income	696,110.53	1,021,421.57	1,546,398.60
Total Equity	1,043,298.72	3,011,109.76	4,122,230.79
TOTAL LIABILITIES & EQUITY	2,149,298.72	3,760,109.76	4,262,230.79

Exhibit 10

Appendix A

Pain Care Physician, PLLC

Names of managing personnel, officers and administrator

Adam Burkey, MD
Paul Song
Esther Kim – Clinic Manager
Leonard Hamilton – ASC Manager
Sandy Clemens

Name, Address and phone numbers of all Locations

Anesis Spine & Pain Care – Everett

3305 Nassau St.
Everett, WA 98201
Phone: 206 538-6300
Fax: 206 538-63001

Anesis Spine & Pain Care – Renton

801 SW 16th St. Ste 121
Renton, WA 98057
Phone: 206 538-6300
Fax: 206 538-63001

Anesis Spine & Pain Care – Tacoma

1628 Mildred St. Ste 104
Tacoma, WA 98465
Phone: 206 538-6300
Fax: 206 538-63001

Anesis Spine & Pain Care – Olympia

155 Lilly Rd. NE, Ste A
Olympia, WA 98506
Phone: 206 538-6300
Fax: 206 538-63001

Anesis Spine & Pain Care – Spokane

1414 N Vercier Rd. Ste 5
Spokane, WA 99216
Phone: 206 538-6300
Fax: 206 538-63001

Sound Ambulatory Surgery Center – Olympia, WA

155 Lilly Rd. NE, Ste B
Olympia, WA 98506
Phone: 206 538-6300

Fax: 206 538-63001

Monthly wages		FTE		FY 2022		FY 2023		FY 2024		FY 2025	
ASC Manager	11000		1	132000		1	132000	1	132000	1	140000
Infection Control Nurse	7000	These two roles are one nurse	0.2	16800		0.2	16800	0.2	16800	0.2	16800
Pre/Post Nurse 1	7000		0.8	67200		0.8	67200	0.8	67200	0.8	67200
Pre/Post Nurse 2	7000		0	0		0.4	33600	0.6	50400	1	84000
OR RN 1	8000		0.6	57600		0.6	57600	0.6	57600	1	96000
OR RN 2	8000		0	0		0	0	0.5	48000	0.5	48000
Scrub tech 1	4500		0.8	43200		0.8	43200	0.8	43200	1	54000
Scrub tech 2	4000		0.6	28800		0.6	28800	0.6	28800	0.6	28800
Sterile Processing Tech	3500		0.6	25200		0.6	25200	0.6	25200	0.8	33600
Front Desk/Reception	3500		0.8	33600		0.8	33600	0.8	33600	1	42000
Total Payroll				\$ 404,400.00		\$ 438,000.00		\$ 502,800.00		\$ 610,400.00	

SW WA INTERNAL CONTRACT COVER SHEET

Determine/Selectica #: n/a

Legal Name of Contractor/Vendor: Pain Care Physicians PLLC (Sound Amb Surgery Center)

Contact Name: Len Hamilton

Ministry (SWSA, PSPH, PCH or PMG): PSPH

Address: 155 Lilly Rd NE Suite B

Phone #: 360-330-8636

Olympia, WA 98506

Email: len.hamilton@anesispain.com

Contract Status (Check appropriate box): ☒ New ☐ Addendum¹ ☐ Renewal¹**Type of Contract** (check appropriate box):☐ Affiliation/Co-Ownership/Joint Venture☐ Memorandum of Understanding☐ Business Associate Agreement☐ Physician ^{2,3}☐ Clinical Education Agreement ²☐ Providence provides a service☐ Construction²☐ Real Estate/Easement/Lease/Sale/Purchase/Asset Acquisition Contracts²☐ Consultant²☐ Research Contract²☐ Equipment/Supplies Lease or Purchase³☐ Service Contract²☐ Independent Contractor²☐ Supplemental Staffing☐ Information Services Contract²☒ Transfer Agreement(Patient or EMTALA)☐ Management Contract☐ Space Use Agreement – SWSA Local Level**Legal Approval by:** n/a - DLA approved template used (attach email copy of approval)**Finance Approval by SWSA CFO or delegate:** n/a - no \$ value (attach email copy of approval)**HR Approval by (Independent Contractors only):** n/a (attach email copy of approval)☒ OIG check completed(attach printout) <https://exclusions.oig.hhs.gov/Default.aspx>☒ SAM check completed (attach print out) <https://www.sam.gov/SAM/>**Annual Contract Value:** ☐ Revenue \$ ☐ Expense \$ Cost Center: _____**Contracts valued at \$100k+ per year require SWSA Chief Executive signature.****Contract Effective Date:** 6/16/2021**Contract Expiration Date:** auto renews - check in 3yrs**Purpose of Contract/Brief Description of Services:**


Transfer agreement from clinic to PSPH

Does this contract include releasing patient information to the Contractor to do a service on behalf of Providence?☐ Yes ☒ No If Yes, it requires HIPAA compliant Business Associate verbiage.☐ Has Business Associate verbiage; OLA template used☐ Business Associate verbiage not required, per (name of legal counsel utilized): _____**Does this contract provide care, treatment, and/or services to patients?** ☐ Yes ☒ No If Yes:☐ Contact Contracts Manager to ensure appropriate notification to Medical Staff Exec CMTE & Quality CMTE occurs.☐ Ensure Performance Metric(s) established.

If you have questions, please contact the Survey Support Manager to clarify.

Is the Contractor owned by a physician or immediate family member of a physician?☐ Yes ☐ No ☒ N/A If Yes, provide email documentation of disclosure to Office of Legal Affairs.**Contract Owner:** _____**Director Approval (signature):** n/a - Exec approved 6/15

Date: _____

Executive Approval (signature): Suzie Scott & Dr. Caserta 

Date: 6/16/2021

Submitted by: Elizabeth Findlay

Date: 6/17/2021

SWSA Contracts Manager Review/Approval(initials): EMF

Date: 6/17/2021

¹ For renewals & addendums, existing contract, including prior Addendums, must be attached.² If staffing or independent contract relationship, HR approval is required.³ Fair Market Value documentation is required to be submitted with all Physician and/or Lease agreements.

Exec Approval

From: [Caserta, Kevin T](#)
To: [Findlay, Elizabeth M](#); [Scott, Suzie](#)
Cc: [Pesci, Joseph A](#)
Subject: Re: Transfer Agreement with Sound Ambulatory Surgery Center
Date: Wednesday, June 16, 2021 12:26:29 PM

I am fine as well.

Sent from my U.S. Cellular® Smartphone
Get [Outlook for Android](#)

From: Scott, Suzie <Suzanne.Scott@providence.org>
Sent: Wednesday, June 16, 2021 3:02:57 PM
To: Findlay, Elizabeth M <Elizabeth.Findlay@providence.org>; Caserta, Kevin T <Kevin.Caserta@providence.org>
Cc: Pesci, Joseph A <Joseph.Pesci@providence.org>
Subject: RE: Transfer Agreement with Sound Ambulatory Surgery Center

I am ok with this.

Suzie Scott
Chief Nursing Officer
Providence Health – Southwest Washington
suzanne.scott@providence.org
Cell (240) 687-0588
Office: (360) 861-4707

From: Findlay, Elizabeth M <Elizabeth.Findlay@providence.org>
Sent: Wednesday, June 16, 2021 11:26 AM
To: Scott, Suzie <Suzanne.Scott@providence.org>; Caserta, Kevin T <Kevin.Caserta@providence.org>
Cc: Pesci, Joseph A <Joseph.Pesci@providence.org>
Subject: FW: Transfer Agreement with Sound Ambulatory Surgery Center

Hi Suzie & Dr. Caserta –

We have a request for a transfer agreement from Sound Ambulatory Surgery Center (Anesis Spine & Pain Care Olympia Clinic) at 155 Lilly RD. Per their website, providers working there are Adam Burkey, M.D. and Jonathan Clemens PA-C.

If you approve, I'll get the agreement edited on our template and to the clinic for signature.

Elizabeth

From: Pesci, Joseph A <Joseph.Pesci@providence.org>
Sent: Wednesday, June 16, 2021 10:17 AM
To: Findlay, Elizabeth M <Elizabeth.Findlay@providence.org>

 An official website of the United States government. [Here's how you know >](#)


Visit our tips page to learn how to best use the Exclusions Database. If you experience technical difficulties, please email the webmaster at webmaster@oig.hhs.gov.

Exclusions Search Results: Entities

No Results were found for

Pain Care Physicians PLLC

Sound Ambulatory Surgery Center

 If no results are found, this individual or entity (if it is an entity search) is not currently excluded. Print this Web page for your documentation

[Search Again](#)

Search conducted 6/16/2021 5:31:35 PM EST on OIG LEIE Exclusions database.

Source data updated on 6/8/2021 9:00:00 AM EST

[Return to Search](#)

SAM exclusions clear for both "Pain Care Physicians PLLC" & "Sound Ambulatory Surgery Center". 6/16/2021 EMF

SAM.gov Search

Showing 1 - 1 of 1 results

SEATTLE PAIN CENTER MEDIC • Active

Entity Information	Exclusion
DUNS Unique Entity ID 055536115 SAM Unique Entity ID YERHJEMKQVQ3	Classification Firm Activation Date Dec 20, 2016 Termination Date Indefinite

Physical Address
1536 N 115TH ST STE 110, SEATTLE, WA 98133 USA

Filter By

Keywords

Pain

Classification

Excluded Entity

Federal Organizations

Exclusion Type

Exclusion Program

Location

57°F Mostly cloudy 2:37 PM 6/16/2021

SAM.gov Search

Showing 1 - 2 of 2 results

Dolores M. Morrison • Active

Entity Information	Exclusion
DUNS Unique Entity ID (blank) SAM Unique Entity ID (blank)	Classification Individual Activation Date Dec 23, 2003 Termination Date Indefinite
Dolores M. Morrison • Active DUNS Unique Entity ID (blank) SAM Unique Entity ID (blank)	Classification Individual Activation Date Oct 20, 2003 Termination Date Indefinite

Physical Address
Tacoma, WA 98409 USA

Physical Address
Tacoma, WA 98409 USA

Filter By

Keywords

"Sound Ambulatory"

Classification

Excluded Entity

Federal Organizations

57°F Mostly cloudy 2:38 PM 6/16/2021

PATIENT TRANSFER AGREEMENT

This Patient Transfer Agreement ("Agreement") is entered into this 16th day of June, 2021 (the "Effective Date"), between Providence Health & Services – WA dba Providence St. Peter Hospital ("Hospital"), and Pain Care Physicians, PLLC (Sound Ambulatory Surgery Center) ("Transferring Facility").

To facilitate continuity of patient care and the timely transfer of patients and records from Transferring Facility to Hospital, the parties agree as follows:

1. If a determination is made by the attending physician that a patient requires transfer from the Transferring Facility to the Hospital, Hospital agrees to admit the patient as promptly as possible, as long as it has the available space, qualified personnel and appropriate services for the treatment of the patient, and the requirements of (i) Hospital's applicable policies/protocols, and (ii) applicable federal and state laws and regulation are met.
2. Transferring Facility has the responsibility for transferring the patient to the Hospital and agrees to use qualified personnel and necessary equipment, including medically appropriate life support measures, during the transfer.
3. Transferring Facility agrees to provide the Hospital with appropriate documentation as necessary to ensure continuity of patient care. This information should include, as a minimum, the patient's medical record (i.e., summary of physician findings, nursing notes, flow sheets, lab and radiological findings, including films or underlying studies, copy of EKG, relevant transfer forms, signed consent for transfer, etc.). This documentation will be sent to the Hospital at the time of transfer unless doing so would jeopardize the patient; in which case, the documentation will be sent as promptly as possible after the transfer.
4. To the extent possible, patients will be stabilized prior to transfer to ensure the transfer will not, within reasonable medical probability, result in harm to the patient or jeopardize their survival.
5. All transfers will be done in accordance with (i) Hospital's applicable policies/protocols, (ii) applicable federal and state laws and regulations and (iii) in accordance with the standards of The Joint Commission.
6. Transferring Facility will be responsible for the transfer or other appropriate disposition of the patient's personal effects, particularly money and valuables.

7. Charges for services performed by either party shall be collected by the party rendering the service from the patient, third party payor, or other sources normally billed by the party. Neither party shall have any liability to the other for such charges, except to the extent such liability would exist separate from this Agreement. The parties shall cooperate with each other in exchanging information about financial responsibility for services rendered by them to patients transferred to the Hospital.

8. Transferring Facility shall indemnify, hold harmless and defend the Hospital, its agents and employees from and against any claim, loss damage, cost, expense or liability, including reasonable attorney's fees, arising out of or related to the performance or nonperformance by the Transferring Facility, its agents and employees of any duty or obligation of the Transferring Facility under this Agreement.

9. Hospital shall indemnify, hold harmless and defend the Transferring Facility, its agents and employees from and against any claim, loss damage, cost, expense or liability, including reasonable attorney's fees, arising out of or related to the performance or nonperformance by the Hospital, its agents and employees of any duty or obligation of the Hospital under this Agreement.

10. The parties shall maintain at their own expense comprehensive general and professional liability insurance and property damage insurance adequate to insure them against risks arising out of this Agreement, with limits no less than those customarily carried by similar facilities. Upon request, each party shall furnish the other party with evidence of such insurance. During the term of this Agreement, each party shall immediately notify the other of any material change in such insurance.

11. Neither party shall discriminate in the performance of their obligations under this Agreement against any individual on the basis of race, color, religious belief, national origin, ancestry, sex, marital status, disability, age, or on any other basis prohibited by local, State or Federal laws.

12. Nothing in this Agreement shall be construed as limiting the rights of either party to contract with any other facility or entity on a limited or general basis.

13. Transferring Facility represents and warrants that neither Transferring Facility nor Transferring Facility's shareholders, owners, principals, partners or members (if applicable) are presently debarred, suspended, proposed for debarment, declared ineligible, or excluded from participation in any federally funded health care program, including Medicare and Medicaid. Transferring Facility agrees to immediately notify Hospital of any threatened, proposed, or actual

debarment, suspension, or exclusion from any federally funded health care program, including Medicare and Medicaid.

14. This Agreement shall be in effect on the date it is signed by both parties and shall continue until terminated as follows: (i) either party may terminate this Agreement immediately upon a breach of its terms by the other party, or (ii) either party may terminate this Agreement without cause by giving the other party not less than ninety (90) days written notice.


15. This Agreement may be signed in counterparts each of which will be considered an original.

16. This Agreement shall be interpreted and construed in accordance with laws of the state in which Hospital is located. Venue for any action to enforce its terms shall be in the county in which Hospital is located. This Agreement embodies the entire agreement of the parties relating to transfer of patients from Transferring Facility to Hospital, and supercedes all prior agreements, representations and understandings of the parties. This Agreement may only be modified or amended in writing. Amendments and modifications must be signed by both parties to be effective.

SIGNATURES APPEAR ON NEXT PAGE.


HOSPITAL:

Providence Health & Services – WA dba
Providence St. Peter Hospital

By: 
Name: Suzie Scott
Title: Chief Nursing Officer

TRANSFERRING FACILITY:

Pain Care Physicians, PLLC (Sound
Ambulatory Surgery Center)

By: 
Name: Adam Burkay MD
Title:
6-16-21 3²⁵ pm

G:\WORD\Website Documents\Model Documents\Patient
Transfer\2016\PROVIDENCE-Patient Transfer Agreement
(Providence Transferee).doc
Version 10/17/16

Referring provider list

Provider Name	Address	City	State	Zip	NPI	Medical Institution
Aaditya Singhal	19200 N Kelsey St	Monroe	WA	98272	1932413812	Providence Clinic - Monroe
Aarica Arora	3801 150th Ave SE	Bellevue	WA	98006	1902322274	
Aaron Arnold	1415 E Kincaid St	Mount Vernon	WA	98274	1871954305	Skagit Regional Clinics - Family?
Aaron Beck	1620 Cooper Point Rd Sw	Olympia	WA	98502	1013144948	Providence Health&Services
Aaron Brinklow	326 S Stillaguamish Ave	Arlington	WA	98223	1326434531	CHCSC
Aaron Krohn	3124 S 19th St Ste 240	Tacoma	WA	98405	1750493722	MultiCare Tacoma Central Internal Medicine
Aaron Krueger	26458 Maple Valley Black Diamond Rd SE	Maple Valley	WA	98038	1083012900	Maple Valley Primary Care
Aaron Misiuk					1821045444	Mobile Medicine of Spokane
Aaron Reinke	714 W Pine St	Newport	WA	99156	1063823375	Newport Health Center
Aaron Rhyner	2209 E 32nd Street	Tacoma	WA	98404	1619232410	Puyallup Tribal Health Authority
Aaron Ufferman	9040 Fitzsimons Dr	Tacoma	WA	98431	1093976144	Madigan Army Medical Center
Aaron Vawter	1111 S. 2nd Avenue	Walla Walla	WA	99362	1558489070	Providence Family Medicine - Walla Walla
Abdi Alex Mohit	1608 South J St	Tacoma	WA	98405	1174622831	Franciscan ear Nose & Throat Associates
Abigail Gross	2101 East Yesler Way Ste 150	Seattle	WA	98122	1730268301	Country Doctor Community health Centers
Abigail Hikida	00 Veterans Drive	Tacoma	WA	98493	1851650451	
Abigail Kress	1202 Mlk Jr Way	Tacoma	WA	98405	1154703601	Community Health Care
Abigail Schwepker	12800 Bothell suite 160	Everett	WA	98208	1346626207	Providence Mill Creek Family Medicine
Abimbolu Makinde	2102 S 96th Street	Tacoma	WA	98444	1669769337	Tacoma Nursing & Rehabilitation Center
Abraham Jeon	4800 College St SE	Lacey	WA	98503	1104232636	Providence Immediate Care Lacey
Adam Boyd	31 NE State Route 300 Suite 200	Belfair	WA	98528	1386125565	
Adam Elisha	620 JOHN PAUL JONES CIR	Portsmouth	VA	23708	1902103484	Naval Medical Center Portsmouth
Adam JAYNE-JENSEN	2505 2nd Ave Ste 200	Seattle	WA	98121	1265721666	UW Neighborhood Belltown Clinic
Adam Sanborn	546 N Jefferson Lane STE 200	Spokane	WA	99201	1366485633	Kaiser Permanente - Kendall
Adam Stephenson	7203 129TH AVE SE STE 100	Newcastle	WA	98056	1316231962	Valley Medical Newcastle Primary Care
Adam Voelckers	2512 Wheaton Way Suite B	Bremerton	WA	98310	1780971531	CHI Northwest Washington Family Medicine
Adamo Mazzaferro	15404 E Springfield Avenue Suite 100	Spokane Valley	WA	99037	1912494048	Wolf Chiropractic Clinic
Adams Lone	4455 Cordata Parkway	Bellingham	WA	98226	1366598625	
Adaobi Okonkwo	10217 125th Street Court E	Puyallup	WA	98374	1528320140	Sea Mar Puyallup Medical Services
Adel Mazanderani	2930 Maple Street	Everett	WA	98201	1649684010	Kaiser Permanente Everett Medical Center
Aditi Dhar	7203 129th Ave Se	Newcastle	WA	98056	1710331483	UW Medicine
Adrian Dryden	1212 N PINES RD	Spokane Valley	WA	99206	1487037172	
Adriana Taseva	320 South Kitsap Boulevard	Port Orchard	WA	98366	1821405762	Peninsula Community Health Services
Adriana Zamora	800 S Meridian Ste A	Puyallup	WA	98371	1376883454	Puyallup Clinic
Adrianne Campbell	3919 N Maple St.	Spokane	WA	99205	1083279491	
Adrienne Clark	2505 2nd Ave Ste 200	Seattle	WA	98121	1821364142	UW Medicine
Adrienne Cygnar	4215 49TH AVE NE	Tacoma	WA	98422	1205196565	MultiCare Clinic Northshore
Adrienne Lopata	450 S Kitsap Blvd Ste 210	Port Orchard	WA	98366	1063599280	Franciscan Medical Clinic - Port Orchard
Afia Ukor	923 Auburn Way N	Auburn	WA	98002	1720575442	HealthPoint
Ai-Khue Nguyen	1007 39th Ave SE	Puyallup	WA	98374	1104934629	Kaiser Permanente Puyallup Medical Center
Aileen Leslie Wedvik	4905 108th St SW	Lakewood	WA	98499	1346443413	Adult Medicine Associates
Aileen Monponbanua	601 S Carr Rd Ste 100	Renton	WA	98055	1639162456	Pac Med - Renton
Aileen Wedvik	4905 108th St SW	Lakewood		98499	1346443413	
Ajay Sharma	30809 1ST AVE SOUTH SUITE A	Federal Way	WA	98003	1821290636	Franciscan Medical Clinic-Federal Way
Akira Kobayashi	747 BROADWAY SEATTLE	Seattle	WA	98122	1821483751	
Akshal Patel	550 17th Ave. Suite 110	Seattle		98122	1447451562	
Akshita Agarwal	3901 Hoyt Ave	Everett	WA	98201	1487031209	
Alahna Gross	2001 NICOLLET AVE	Minneapolis	MN	55404	1366720864	CVS Pharmacy
Alain Lambert	34503 9TH AVE S STE 100	Federal Way	WA	98003	1013953652	St Francis Medical Clinic

Alan Cowan	3920 Capital Mall Dr Sw Ste 100A	Olympia	WA	98502	1013111673	Capital ENT
Alan Gill	521 Mlk Jr way	Tacoma	WA	98405	1730292731	Multicare
Alan Haakenstad	12800 Bothell Everette Hwy	Everett		98208		
Alan Kelly	1215 N MCDONALD RD STE 101	Spokane Valley		99216	1306834833	
Alan Purdy	5011 W Lowell Ave Ste 100	Spokane	WA	99208	1922066257	Providence Family Medicine ? Indian Trail
Alan Shelton	2209 East 32nd Street	Tacoma	WA	98404	1174561757	Puyallup Tribal Health Authority
Alan Thom	819 S. 13th St	Mount Vernon		98274	1801972146	
Alan Vo	1900 116th Ave NE Suite 201	Bellevue	WA	98004	1427343144	Washington Center for Pain Management
Alana Scheibe	16315 Ne 87th St Ste B6	Redmond	WA	98052	1508419920	HealthPoint
Alaro Lawson	4040 S 188th St Ste 201	Seatac	WA	98188	1629078548	HealthPoint
Albert Keep	700 Lilly Rd NE	Olympia	WA	98506	1558559476	Kaiser Permanente Olympia Medical Center
Albert Kim	0	Renton	WA	0	1235333113	Eastside Medical Clinic
Albert Massaquoi	9600 Veterans Drive	Tacoma	WA	98493	1629342423	VA Puget Sound Health Care System
Alden Campbell	525 Lilly Rd NE	Olympia	WA	98506	1629569231	Providence - St. Peter Family Medicine
Aleksandr Borishkevich	1708 East 44th St	Tacoma	WA	98404	1134669732	Community Health Care
Alex Donaghy	9600 Veterans Drive	Tacoma	WA	98493	1871908582	
Alex Koo	9040 Fitzsimmons Dr	Tacoma	WA	98431	1740671148	Madigan Army Medical Center
Alex Kosloff	1006 N. H	Aberdeen	WA	98520	1598722597	
Alexa Rhea	2841 Juniper Dr. #2	Lewiston	ID	83501		
Alexander Brzezny	200 Nat Washington Way	Ephrata	WA	98823	1952401838	Columbia Basin Family Med
Alexander Ching	19255 SW 65TH AVE SUITE 200	Tualatin	OR	97062	1932263845	
Alexander Dragnich	2505 2nd Ave Ste. 200	Seattle	WA	98121		UW Neighborhood Belltown Clinic
Alexander Hallac	624 E Front Ave	Spokane	WA	99202	1386039998	Providence Internal Medicine
Alexander Lee	225 176th St S	Spanaway	WA	98387	1023025806	Multicare Clinic - Spanaway
Alexander Lise	601 S Carr Rd Ste 100	Renton	WA	98055	1114020310	Pac Med - Renton
Alexander Luger	8815 S Tacoma way STE 115	Lakewood	WA	98499	1558684191	Healthpoint Kent
Alexander Park	1101 Madison St Ste 301	Seattle	WA	98104	1720219652	Pac Med - First Hill
Alexander Snowmassara	4545 Point Fosdick Dr Ste 250	Gig Harbor	WA	98335		
Alexandra Carey	400 E 5th Ave	Spokane	WA	99202	1467661116	
Alexandra Harmony	1620 Cooper Point Rd Sw	Olympia	WA	98502	1386171643	Providence Medical Group
Alexandria Mckay	923 Auburn Way N	Auburn	WA	98002	1467526962	HealthPoint - Auburn
Alexey Ryskin	35002 Pacific Highway South Suite A-105	Federal Way	WA	98003	1366457236	Seattle Pain Relief
Alexinna Johns	1322 3rd Street SE Suite 240	Puyallup	WA	98372	1073731006	MultiCare East Pierce Family Medicine
Alexis Houser	3919 N Maple St	Spokane	WA	99205	1407488778	CHAS Health
Alfred Aflatooni	2641 CHERRY AVE	Bremerton	WA	98310	1427138510	Crownhill Medical Center
Alicia Gamrath	6020 35TH AVE SW	Seattle	WA	98126	1477967016	Neighborcare Health at High Point (Dental)
Alicia Hedtke	1660 South Columbian Way	Seattle	WA	98108	1356868202	VA Puget Sound Health Care System
Alina Ostapchuk	916 S 3rd St	Mount Vernon	WA	98273	1225568132	Skagit Family Health Clinic
Aline Sengchannavong	923 Auburn Way N	Auburn	WA	98002	1790168243	HealthPoint
Alireza Hadi	1202 Martin Luther King Jr Way	Tacoma	WA	98402	1326508367	Community Healthcare
Alisa Becker	4815 N. Assembly St	Spokane		99205	1902162944	VAMC
Alisa Hemmersbach	6981 Little rock Rd Sw	Tumwater	WA	98512	1598272221	Littlerock Family Medicine
Alison Deem	9600 Veterans Drive SW	Tacoma	WA	98493	1477664985	VA Puget Sound Health Care System
Alison Izquierdo	30809 1st Ave S	Federal Way	WA	98003	1386120574	Franciscan Health System
Alison Macmillan	1010 S Scheuber Rd Suite 3 and 4	Centralia	WA	98531	1164837464	Providence - Internal Med Centralia
Alison Putnam	1455 Nw Leary Way Ste 350	Seattle	WA	98107	1598924417	NWH Sports Medicine Clinic
Alison Ryan	1148 Broadway Suite 100	Tacoma	WA	98402	1053823641	Community Health Care
Alison Shely	403 E Meeker St Suite 200	Kent	WA	98030	1639792757	
Alison Spencer	4820 She Nah Num Dr SE	Olympia	WA	98513	1215934054	Nisqually Indian Health
Allen Berry III	808 N 5TH AVE	Sequim	WA	98382	1972557700	Jamestown Family Health Clinic
Allen Millard	237 Professional Way	Shelton	WA	98584	1669468351	MGH - Olympic Physicians

Allen Seely	4815 N. Assembly Street	Spokane	WA	99205	1437142585	Mann-Grandstaff VA Medical Center
Allen Skidmore	16528 E Desmet Ct Ste B3100	Spokane Valley	WA	99216	1053306100	Providence Valley Family Physicians
Allison Berglin	916 S 3rd St	Mount Vernon	WA	98273	1457785750	Skagit Family Health Clinic
Allison Cole	1410 BROADWAY	Everett	WA	98201	1487662581	Community Health Center Of Snohomish Cou
Allison Davis	2214 E 29th Ave	Spokane	WA	99203	1881019370	Multicare Rockwood Clinic
Allison Leverett	820 S Mcclellan Ste 200	Spokane	WA	99204	1235435009	Providence Health&Services
Allison Odenthal	3124 S 19th St Ste 200	Tacoma	WA	98405	1679588495	
Allison Puckett	151 NE Hampe Way Ste B2-6	Chehalis	WA	98532	1285603316	VA Puget Sound Health Care System
Allison Smith Greenberg	202 Cullens St NW	Yelm	WA	98597	1043651490	Sea Mar Community Health Center
Allison Veidenheimer	7203 129th Ave. Se. Suite 100	Newcastle	WA	98056	1417425141	
Allyne Delossantos	202 N Division St Suite 400	Auburn	WA	98001	1134656457	
Allyson Campanelli Spenn	1901 S Union Ave B-7005	Tacoma	WA	98405	1235512971	
Alma Glamzi	616 6th St	Bremerton		98337	1871715409	
Alnasir Adatia	30809 1ST AVE SOUTH SUITE A	Federal Way	WA	98003	1164474227	Franciscan Medical Clinic-Federal Way
Aloysius Fobi	34716 1st Ave S Ste A	Federal Way	WA	98003	1255350328	
Alvin Tiu	9040A Jackson Ave	Joint Base Lewis	WA	98431	1619942786	Madigan Army Medical Center
Alyssa Abegg--Garcia	237 Professional Way	Shelton	WA	98584	1578081980	Mason General Olympic Physicians
Alyssa Eglund	15812 E Indiana Ste 200	Spokane Valley	WA	99216	1447868559	
Alyssa Mueller	546 N Jefferson Lane	Spokane	WA	99201	1740747195	Providence Primary Care - Kendall Yards
Alyssa Santos	1400 E Kincaid St	Mount Vernon	WA	98274	1134547797	1134547797
Alyssa Stickney	19200 N Kelsey Street	Monroe	WA	98272	1558490102	Providence Medical Group Monroe - Primary
Aman Gill	1608 S J St 3rd Floor	Tacoma	WA	98405	1275070831	Franciscan Medical Clinic- St. Joseph
Amanda Achterman		Renton	WA	0	1730593104	Elma Family Medicine PLLC
Amanda Bailey	3919 N Maple St	Spokane	WA	99205	1124570932	CHAS
Amanda Cuda	4700 POINT FOSDICK DR NW STE 220	Gig Harbor	WA	98335	1457330060	Peninsula Family Medical Center
Amanda Ginovsky	16708 Bothell-Everett Highway Suite 201	Mill Creek	WA	98012	1760737027	Providence Mill Creek Commons Family Med
Amanda Jenkins	23745 225th Way SE Suite 201	Maple Valley	WA	98038	1447782180	Crown Health
Amanda Kim	3915 TALBOT RD S STE 401	Renton	WA	98055	1992192579	
Amanda Nopakun	9040 Jackson Ave	Tacoma	WA	98431	1881007482	Madigan Army Medical Center
Amanda Oropeza	5620 South Regal Street Suite 11	Spokane	WA	99223	1740625029	CHAS
Amanda Turner	126 Auburn Avenue Suite 300	Auburn	WA	98002	1578853032	
Amanda Zorn	3915 Talbot Rd S	Renton	WA	98055	1669902839	UW Medicine
Amandeep Mann	3908 10th St SE	Puyallup	WA	98374	1669914354	Sound Family Medicine - Hartland
Amardeep Gill	1608 S J St 3rd Floor	Tacoma	WA	98405	1679675888	Franciscan Medical Clinic- St. Joseph
Amarjit Rai	701 5th Ave Ste 700	Plainview	NY	11803	1467630004	UW Medicine
Amaryllis Scott	785 E HOLLAND AVE	Spokane	WA	99218	1194822874	OSC Premier Bone and Joint Surgeons
Amber Campbell	200 Lilly Rd Ne Ste B	Olympia	WA	98506	1992841043	Complete Women's Health Care
Amber Collier	13221 E 32ND AVE STE 1	Spokane Valley	WA	99216	1184156572	Rockwood South Valley Clinic
Amber De La Vega ARNE	10510 Gravelly Lake Drive	Lakewood	WA	98499	1437424181	Community Health Care
Amber Delavega	10510 Gravelly Lake Dr	Lakewood	WA	98499	1437424181	
Amber Gauthier	18313 Paulson St SW Ste A	Rochester	WA	98579	1821534801	Rochester Family Medicine
Amber Kelly	151 NE Hampe Way	Chehalis	WA	98532	1437637048	South Sound Community Based Outpatient C
Amber Maratas	923 Auburn Way N	Auburn	WA	98002	1952627317	HealthPoint - Auburn
Amberly Halbert	326 S Stillaguamish Ave	Arlington	WA	98223	1346625977	
Amelia Sandoe	3822 106th Ne	Marysville	WA	98271	1013323898	
Amelie Fillebeen	1322 3rd St Se Ste 240	Puyallup	WA	98372	1922181304	Multicare east Pierce Family Medicine
Amie Kimmerly	3010 S Southeast Blvd	Spokane	WA	99223	1154582252	South Hill Family Medicine
Amie Mower	1701 N 13th St Mail Stop #1	Shelton	WA	98584	1235493784	Mason Clinic Primary Care
Amie Shah	301 S. 320th St.	Federal Way	WA	98003	1215357504	Kaiser Federal Way Medical Center
Amihan Ferrer	700 Lilly Rd NE	Olympia	WA	98506	1003942558	Kaiser Permanente
Amir Aref	9600 Veterans Dr SW	Tacoma	WA	98493	1063522126	VA Puget Sound Healthcare System

Amir Atabeygi	1010 S SCHEUBER RD STE 3/4	Centralia	WA	98531	1457791659	Providence - Internal Med Centralia
Amir Obbehath	2115 STUART AVE	Alamosa	WA	81101	1346555984	San Luis Valley Health
Amit Grover	Providence Medical Group Mill Creek Suite	Mill Creek	WA	98012	1114230059	Providence Medical Group Mill Creek Comm
Amit Joshi	7203 129TH AVE SE STE 100	Newcastle	WA	98056	1780790469	Valley Medical Newcastle Clinic
Amitoz Manhas	1135 116th Ave NE Ste 500	Bellevue	WA	98004	1033382866	Overlake Neuroscience Institute
Amon Chen	7520 Totem Beach Road	Tulalip	WA	98271	1245526946	Tulalip Health System
Amos Shirman	16110 8TH AVE SW STE C1	Burien	WA	98166	1598856379	Franciscan Medical Clinic- Seahurst
Amoy Ng	17191 Bothell Way NE Ste. 205	Lake Forest Park	WA	98155	1497751721	Northwest Primary Care Lake Forest Park Cli
Amreet Singara	525 Lilly RD Ne	Olympia	WA	98506	1699128280	Providence Medical Group
Amritpal Sandhu	16850 SE 272ND ST STE 100	Covington	WA	98042	1982629671	
Amy Anderson	1780 NW Myhre Rd Suite 1250	Silverdale	WA	98383	1215063854	Art of Health
Amy Baernstein	4245 Roosevelt Way NE	Seattle	WA	98105	1841376647	UW Medical Center-Roosevelt
Amy Beth Swadener	525 Lilly Road NE Suite 250	Olympia	WA	98506	1457420234	Providence Medical Group
Amy Canada	11307 Bridge Port Way Sw Suite 200	Lakewood	WA	98499	1982923041	Washington Gastroenterology
Amy Chen	275 Bronson Way NE	Renton		98056	1982967733	
Amy Diaz					1083952527	Providence Medical Group
Amy Farrar	17638 140TH AVE NE	Woodinville		98072	1831489079	
Amy Graham	600 E Main St	Elma	WA	98541	1306240296	Summit Pacific Medical Center
Amy Hsu	1660 S. Columbian Way	Seattle	WA	98108	1972893725	VA Puget Sound Health Care System
Amy Larson	1203 Idaho Street	Lewiston	ID	83501	1679963284	CHAS
Amy Ly	1740 NW Maple Street	Issaquah	WA	98027	1770954653	
Amy Martin	2020 E 29th	Spokane	WA	99203	1417377284	
Amy Meyer	1660 S Columbian Way	Seattle	WA	98108	1548229024	VA Puget Sound Health Care System
Amy Numrych	1600 116th Ave NE	Bellevue	WA	98004		
Amy Rodriguez	4201 Rucker Ave	Everett	WA	98203	1871791103	Everett Central Medical
Amy Stevenson	4201 Rucker Avenue	Everett	WA	98203	1801300538	
Amy Thomson	19116 33rd Ave. W.	Lynnwood	WA	98036	1023451358	Virginia Mason Medical Center Lynnwood
Amy Virnig	1322 3rd St Se Ste 240	Puyallup	WA	98372	1174704464	Multicare
Amy Warner	23745 225th Way SE Suite 201	Maple Valley	WA	98038	1972032845	Crown Health
An Pham	4040 S 188th St Ste 201	Seatac	WA	98188	1871973305	HealthPoint
Ana Mihalcea	1450 NW Lane SE Ste A	Lacey	WA	98503	1023012879	Providence Medical Group - Panorama Clinic
Ana Moreno	209 MLK Jr Way	Tacoma	WA	98405	1417390816	Kaiser Perm- Tacoma
Ana Swanson	1112 6th Ave Ste 301	Tacoma	WA	98405	1245442946	MultiCare Family Medicine Center
Analisa Carter	521 M.L.K. Jr. Way	Tacoma	WA	98405		Multicare Tacoma Family Medicine
Anamaria Schier	615 Lilly Rd Ne Ste 220	Olympia	WA	98506	1588218929	
Anand Patani	7320 216th St Sw Ste 200	Edmonds	WA	98026	1396921342	Swedish
Anastasia Fyntrilakis	1608 S J St 3rd Floor	Tacoma	WA	98405	1518978329	Franciscan Medical Clinic- St. Joseph
Anders Chen	9600 Veterans Drive	Tacoma	WA	98493	1912153651	
Andrea Beam	611 12th Ave S	Seattle	WA	98144	1326450404	Seattle India Health Board
Andrea Chymiy	19980 NE 10th Ave Suite 202	Poulsbo	WA	98370	1871543900	Pacifica Medicine & Wellness
Andrea Delong	7210 40th St W Suite 100	University Place	WA	98466	1134208788	Franciscan Medical Clinic - University Place
Andrea Donalexis	597 Point Brown Ave NW	Ocean Shores	WA	98569	1982951687	Sea Mar Ocean Shores Medical Clinic
Andrea Drown	2901 174th St Ne	Marysville	WA	98271	1225297385	The Everett CLinic
Andrea Dunn	1007 39th Ave Se	Puyallup	WA	98374	1033265913	Kaiser Permanente
Andrea Friesen	3501 Shelby Rd Ste B	Lynnwood	WA	98087	1750374799	Family Medicine Lake Serene
Andrea May	817 S Perry Ste B	Spokane	WA	99202	1679993737	CHAS
Andrea Repphun	150 Dennis St. SW	Tumwater	WA	98501	1043383136	Tumwater Family Practice Clinic
Andrea Staley	19 N 7th	Cheney	WA	99004	1427407691	Multicare
Andrea Veatch	1624 S I St No 305	Tacoma	WA	98405	1952398158	Hematology Oncology Northwest
Andrei Ionescu	3124 S 19th St Suite 200	Tacoma	WA	98405	1689604589	MultiCare
Andrew Ashbaugh	3915 Talbot Road S. Suite 200	Renton	WA	98055	1437413556	VMC Sports Medicine Clinic

Andrew Batchelder	14402 E Sprague Ave	Spokane	WA	99216	1336224161	Kaiser Permanente Veradale Medical Center
Andrew Chester	1215 N McDonald Rd #101	Spokane Valley	WA	99216	1700894821	
Andrew Derksen-Schroeder	5316 RAINIER AVE S	Seattle	WA	98118	1265680409	
Andrew Dill	10414 W HIGHWAY 2 SUITES 10 & 11	Spokane	WA	99224	1215922182	
Andrew Gomez	12800 Bothell Everett Hwy #120	Everett	WA	98208	1841619418	
Andrew Hamilton					1639141567	
Andrew Johnson	9001 N Country Homes Blvd	Spokane	WA	99218	1881135812	Multicare Rockwood North Clinic
Andrew Juechter	19221 36th Avenue W Suite 201	Lynnwood	WA	98036	1558731489	Northwest Return to Work
Andrew Kruse	4404 80th St NE	Marysville	WA	98270	1316128622	WWMG Family Medicine Marysville
Andrew Kwon	1701 N 13th St Mail Stop #1	Shelton	WA	98584	1326190448	Mason Clinic Primary Care
Andrew Larsen	201 tahoma Blvd SE Suite 102	Yelm	WA	98597	1922238344	Yelm Family Medicine
Andrew Luk					1356421200	
Andrew Ma	2209 East 32nd Street	Tacoma	WA	98404	1659868131	
Andrew Manista	PO Box 368	Olympia	WA	98507	1316084056	Olympia Orthopaedic Associates
Andrew Odle	1326 N stanford	Liberty Lake	WA	99019	1417300302	
Andrew Pastor	21401 72nd Avenue West	Edmonds	WA	98026	1326207051	Everet Clinic Edmonds
Andrew Patel	1620 Cooper Point Rd SW	Olympia	WA	98502	1235579756	West Olympia Family Medicine
Andrew Pelczar	1710 N 13th Loop Rd	Shelton	WA	98584	1578645099	Mason General Surgery Clinic
Andrew Perry	23320 Highway 99	Edmonds	WA	98026	1114990975	Edmonds Medical
Andrew Schlussek	9040 Fitzsimmons Dr	Tacoma	WA	98431	1841390077	Madigan Army Healthcare
Andrew Selvarajah	4410 106TH ST SW	Mukilteo	WA	98275	1669764635	The Everett Clinic
Andrew Szalay	7210 Roosevelt Way NE	Seattle	WA	98115	1679653781	
Andrew Thurman					1093863219	Edmonds Family Medicine
Andrew Tsoi	7440 Pacific Avenue	Tacoma	WA	98408	1427089689	Pacific General Medical
Andrew Wei	140 SW 146th	Burien	WA	98166	1265894067	
Andy-Linh Vu	13100 MILITARY RD S STE #2	Tukwila	WA	98168	1124030606	Unibe Care Family Practice
Aneesha Sataur	3920 Capital Mall Dr SW Ste 200	Olympia	WA	98502	1659745867	Olympia Family and Internal Medicine
Angel Aguilar	1414 N Vercler Rd Building 4	Spokane	WA	99216	1629552518	
Angel Lin	0 Renton	WA	0	1346452117	HealthPoint Renton	
Angela Hoener	9631 N Nevada St Ste 210	Spokane	WA	99218	1619348786	Jamison Family Medicine
Angela Laney	1724 West Union Avenue Suite 100	Tacoma	WA	98405	1700388196	Puget Sound Orthopaedics - Tacoma
Angela Lawton	451 DUVALL AVE NE STE 100	Renton	WA	98059	1750449088	UW Valley Medical - Highlands
Angela Lucas	1813 Sumner Ave	Aberdeen	WA	98520	1811385354	
Angela Sabra	24080 SE KENT KANGLEY RD	Maple Valley	WA	98038	1841551975	Multicare Clinic- Maple Valley
Angela Shimoda	931 S Market Blvd	Chehalis	WA	98532	1639798077	Providence Medical Group
Angela Steichen	1202 Martin Luther King Jr. Way	Tacoma	WA	98405	1316434426	Community Health Care
Angela Tobias	939 Mountain View Drive Suite 100	Shelton	WA	98584	1588775811	MGH Shelton Family Medicin
Angela Zhang	7203 129th Ave Se	Newcastle	WA	98056	1710324454	Valley Medical Center
Angeles Ballou	1660 South Columbian Way	Seattle	WA	98108	1093863433	
Angelica Bejar Martinez	10217 125th Street Court E	Puyallup	WA	98374	1699036194	Sea Mar Puyallup Medical Services
Angelica Krauss	714 W Pine St Bldg C	Newport	WA	99156	1801988902	
Angelica Martinez	30809 First Ave. S.	Federal Way	WA	98003	1699036194	Franciscan Medical Clinic - Federal Way
Angella Julagay	14408 E Sprague Ave	Spokane Valley	WA	99216	1659763951	Veradale Medical Center
Anita Chopra	1355 N 205 St Mailstop 359410	Shoreline	WA	98133	1043526049	UW Medicine
Ann Allen	0 Renton	WA	0	1770095515	Sea Mar Ocean Shores	
Ann Frolich	1660 S Columbian Way	Seattle	WA	98108	1033253760	VA Puget Sound Health Care System
Ann Goetcheus Gehl	1708 E 44th St	Tacoma	WA	98404	1972760973	Eastside Medical Clinic
Ann Lin	140 SW 146th St	Burien	WA	98166	1134689995	Kaiser Permanente Burien
Ann Marie Wong	1006 N H st	Aberdeen	WA	98520	1669603106	
Anna Coles	1660 S. Columbian Way	Seattle	WA	98108	1639565005	VA Puget Sound Health Care System
Anna Cummings	4040 S 188th Street Suite 201	Seatac	WA	98188	1699134213	HealthPoint

Anna Curtis	735 12th St SE	Auburn	WA	98002	1326067166	Multicare Clinic - Auburn FP
Anna Golob	1660 S. Columbian Way	Seattle	WA	98108	1356503197	VA
Anna Hiatt	7530 204th St NE	Arlington	WA	98223	1609417203	
Anna James	700 Lilly Road N.E.	Olympia	WA	98506	1164886909	
Anna Marie Troncales	34503 9th Ave S Ste 100	Federal Way	WA	98003	1265538557	Franciscan Health System
Anna Pietro	5921 N Market St	Spokane	WA	99208	1649571191	CHAS
Anna Pletz	525 LILLY RD NE	Lacey	WA	98503	1053756999	St Peter Family Medicine
Anna Ribich	1753 NW 56Th Suite 200	Seattle	WA	98107	1033526975	Neighborcare Health at Ballard
Anna Withee	4800 College St SE	Lacey	WA	98503	1891249900	Providence Immediate Care Lacey
Analyse Quintero	11019 Canyon Road East Suite A	Puyallup	WA	98373	1760917363	Summit View Clinic
Anne Barnard	9709 3rd Avenue NE	Seattle	WA	98115	1023404522	The Polyclinic Family Medicine
Anne Elizabeth Cooper	9119 Mil Park Ave	Joint Base Lewis	WA	98433		
Anne Gerich	6020 35th Ave SW	Seattle	WA	98216	1316282411	Neighborcare Health at High Point (Dental)
Anne Gitchel	606 Oakesdale Avenue SW Suite C200	Renton	WA	98057	1548501968	Visiting Physicians Associations
Anne Herbert	127 NE Camnao Drive	Camano Island	WA	98282	1053357244	Skagit Regional Clinics
Anne Horsley	1720E 67th St 119	Tacoma	WA	98404	1841234846	Wellness Made Easy
Anne Laporte	1202 Martin Luther King Jr Way	Tacoma	WA	98405	1003294190	Community Health Care
Anne Marie Correa	4550 FAUNTLEROY WAY SW SUITE 100	Seattle	WA	98126	1841464401	Franciscan Medical Clinic - West Seattle
Anne Marie Williams	2124 4th Ave	Seattle	WA	98121	1073044483	
Anne Smith	9600 Veterans Dr SW	Tacoma	WA	98493	1184732786	VA Puget Sound Healthcare System
Anne Tuttle	11695 NE 4TH ST	Bellevue	WA	98004	1952327850	
Anne Young	10414 Beardslee Blvd	Bothell	WA	98011	1972053650	Healthpoint Bothell
Anneke Van Sloten	0	Renton	WA	0	1285016139	Providence Medical Park Internal Medicine
Anneliese Johnson	9505 Steele St S	Tacoma	WA	98444	1750607800	Kaiser Permanente Tacoma South Medical C
Annmarie Keck	0	Renton	WA	0	1073915617	
Anteneh Fisseha	923 Auburn Way N	Auburn	WA	98002	1154881175	Health Point
Anthony Barnett	751 Ne Blakely Drive Ste No 5010	Issaquah	WA	98029	1063590529	Swedish
Anthony Fritz	1707 Cooks Hill Road	Centralia	WA	98531	1194750901	Centralia Specialty Center
Anthony Gordon	939 Mountain View Drive Ste 100	Silver Creek	WA	98585	1154713063	Mason General Shelton Family Medicine
Anthony Klaassen	1007 39th Ave Se	Puyallup	WA	98374	1699829465	Kaiser Permanente
Anthony Lundberg	115 N Crosby	Tekoa	WA	99033	1346220126	Tekoa Medical Clinic
Anthony Luu	1322 3rd Street SE 240	Puyallup	WA	98372	1568951812	MultiCare East Pierce Family Medicine
Anthony Lyon-Loftus	320 South Kitsap Blvd	Port Orchard	WA	98366	1023262797	Peninsula Community Health Services
Anthony Mitchell	1959 NE Pacific St	Seattle	WA	98195	1679563977	UW Medical Center
Anthony O'neel	212 E Central Suite 140	Spokane	WA	99208	1639572985	Northwest Orthopaedic Specialists
Anthony Rehil-Crest	PO Box 1387	Hayden	ID	83835	1114152980	Heritage Health
Anthony Vitto	1210 W Fairview St.	Colfax	WA	99111	1194243782	
Antoine Tohmeh	605 E Holland Ave Ste 200	Spokane	WA	99218	1366549040	
Antonina Callahan	525 Lilly Rd NE	Olympia	WA	98506	1699260620	
Anupama Nair	275 Bronson Wy NE	Renton	WA	98056		
Anurag Markanday	1019 112th St Sw	Everett	WA	98204	1073747291	Community Health Center
Anusha Iyer	24920 104th Ave SE	Kent	WA	98030	1942409388	Valley Medical Center
Anusha Mannava	1660 S Columbian Way	Seattle	WA	98108	1972920049	VA Puget Sound Health Care System
Anya Krmpotich Corcoran	1001 W 2nd Ave	Spokane	WA	99201	1750911293	
April Degennaro	1812 S Mildred St Suite H	Tacoma	WA	98465	1457967275	
April Estelle	5011 W Lowell Ave Ste 100	Spokane	WA	99208	1386925949	Providence Family Medicine ? Indian Trail
April Hume	840 S Meyers St	Kettle Falls	WA	99141	1326055831	Providence Kettle Falls
April Mcvey	1608 South J Street Floor 5	Tacoma	WA	98405	1730263153	
April Wolanek	875 Wsley St Ste 250	Arlington	WA	98223	1518988542	Family Medicine Whitehorse
Arabelle Estrada	10024 SE 240th St Ste 201	Kent	WA	98031	1376029157	FamilyCare Of Kent
Arash Mirzaie-Amiraba	521 Martin Luther King Jr Way	Tacoma	WA	98405	1750679767	MultiCare Tacoma Family Medicine

Archana Nair	1424 Broadway	Everett	WA	98201	1487094041	Community Health Center Everett-North Med
Archana Rajan	St Franciscan Medical Pavillion	Bonney Lake	WA	98391	1649621806	
Ariana Kamaliazad	624 E FRONT AVE	Spokane	WA	99202	1982268777	
Arif Chowdhury	34503 9th Ave S Ste 230	Federal Way	WA	98003	1225055023	Franciscan Health system
Aristotle Sun	4033 Talbot Rd S Suite 570	Renton		98055	1821354069	Valley Medical Center
Arkadiy Tkachev	601 S Carr Rd Suite 100	Renton	WA	98055	1033232095	Pac Med-Renton
Armando Garcia	10510 Gravelly Lake Drive SW	Lakewood	WA	98499	1619997657	Community Health Care - Lakewood Clinic
Arthi Chawla	4040 S 188th St Suite 201	Seatac	WA	98188	1225391410	Healthpoint SeaTac
Arthur Flores	817 S. Perry STE. B	Spokane	WA	99202	1750310744	CHAS Health - Perry St Clinic
Arthur Gorham	1202 Martin Luther King Jr way	Tacoma	WA	98405	1073046975	Community Healthcare
Arthur Lew	17910 Talbot Rd S	Renton	WA	98055	1235153024	Valley Medical Center - Kent Clinic - Primary
Arturo Castro	No Longer at US Coast Guard Base	Seattle	WA	98134	1033196845	
Arvind Chaudhry	6001 N Mayfair	Spokane		99208		
Ash Patel	1231 116th Ave Ne Suite 750	Bellevue		98004	1477512614	Proliance Surgeons Inc.
Ashely Girdler	4545 Point Fosdick Dr NW suite 250	Gig Harbor	WA	98335	1831518596	MultiCare
Ashish Trivedi	121 N Division St STE 340	Auburn	WA	98001	1134177413	Multicare-Auburn Neurological Institute
Ashley Bieker	1708 East 44th St	Tacoma	WA	98404	1790120608	Community Health Care
Ashley Hoppe	4815 N. Assembly St.	Spokane	WA	99205		
Ashley Jensen	1608 S J St 3rd Floor	Tacoma	WA	98405	1144553819	Franciscan Medical Clinic- St. Joseph
Ashley Jones	10414 W Highway 2 Ste 10	Spokane	WA	99224	1457746737	Multicare
Ashley Kauzlaric	1660 South Columbian Way	Seattle	WA	98108	1679837868	
Ashley Keays	4961 Main St	Tacoma	WA	98407	1346456696	Keays Medical Group
Ashley Kelly	5814 Graham Ave #100	Sumner	WA	98390	1790161511	MultiCare Sumner
Ashley Lee	1205 N 10th St	Renton	WA	98057	1770044018	Renton Landing Primary Care
Ashley Little	5580 Nordic Way	Ferndale	WA	98248	1215358585	MultiCare Tacoma Family Medicine
Ashley Snyder	4404 80th St NE	Marysville	WA	98270	1053726885	
Ashley Thayer	34716 1st Ave S Ste A	Federal Way	WA	98003	1154947844	
Ashley Wheeler	273 Sussex Ave E	Tenino	WA	98589	1952942567	
Ashley Wilkinson	1431 North Liberty Lake Rd Ste B	Liberty Lake	WA	99019	1821479049	Family Medicine Liberty Lake
Ashlin Mounthoy	1424 Broadway	Everett	WA	98201	1154715068	Community Health Center
Ashton Wegeleben PA	605 E Holland Suite 200	Spokane	WA	99218	1609266121	MultiCare Rockwood
Ashvin Punnyamurthi	3919 N Maple St	Spokane	WA	99205	1942614037	CHAS Health - Maple St Clinic
Asif Khan	9720 South Tacoma Way	Lakewood	WA	98499	1821044520	Northwest Intergrated Health
Asmita Chaudhary	16850 SE 272nd St	Covington	WA	98042	1861695124	
Asra Mazhar	400 108th Ave NE Ste 100	Bellevue	WA	98004	1184162190	
Assiatu Bah	2781 S 242nd St	Des Moines	WA	98198	1982067674	
Astrid Aguilera	1708 E 44th St	Tacoma	WA	98404	1326395849	Community Health Care
Atique Ahmad	413 Lilly Rd NE	Olympia	WA	98506	1457546590	Providence St Peter Hospitalists
Aubrey Jean Bot	2020 E 29th Ave Lower Level	Spokane	WA	99203	1831681683	Providence Health&Services
Aubrey Siegel	1322 3rd street SE Suite 240	Puyallup	WA	98372	1548794613	MultiCare East Pierce Family Medicine
Audrey Gray	9710 State Ave	Marysville	WA	98270	1851747455	Seamar
Aurora Jewell	2209 North Pearl Street Suite 100	Tacoma	WA	98406	1912396789	Multicare - West Tacoma
Aurora Shands	5700 100th St SW	Lakewood	WA	98499	1346694130	
Austin Hogland	660 SW 39th Ste 150	Renton	WA	98057	1003213166	Southlake Clinic
Austin Shelton	2209 E 32ND ST	Tacoma	WA	98404	1811334816	
Ayad Dawood	15 SW EVERETT MALL WAY SUITE A	EVERETT	WA	98204	1710946108	SEA MAR
Azar Sadeghalvad	875 140th Ave Ne Ste 205	Bellevue	WA	98005	1336451798	Azar Anti-Aging
Barbara Bjeletich	1959 Ne Pacific St	Seattle	WA	98195	1669465027	UW Medicine
Barbara Clure	220 UNITY ST	Bellingham	WA	98225	1629058524	
Barbara Dauerty	1660 S Columbian Way	Seattle	WA	98108	1386623759	VA Puget Sound Health Care System
Barbara Frey	13221 E 32nd Ave #1	Spokane Valley	WA	99216	1821212671	MultiCare Rockwood South Valley Clinic

Barbara Holloway	1400 Pottery Ave	Port Orchard	WA	98366	1568647626	Washington Permanente Medical Group
Barbara Lazio	615 Lilly Rd NE Ste 220	Olympia	WA	98506	1649389263	
Barbara Meyer	13555 Aurora Ave N	Seattle	WA	98133	1588717748	Neighborcare Health-St Vincent De Paul-Aur
Barbara Sherry	150 Dennis St SW Tumwater 98501	Tumwater	WA	98501	1669422986	Tumwater Family Practice
Barbara Staab	30809 1ST AVE S STE G	Federal Way	WA	98003	1154349249	
Bari Laskow	8720 14th Ave S	Seattle	WA	98108	1689036063	Seamar
Barry Tanne	403 South Granite Avenue PO Box 165	Granite Falls	WA	98252	1265497853	
Basil Griffin	23 E. CRAWFORD AVE	Deer Park	WA	99006	1245206358	Family Practice
Bayu Teklu	77 Wainwright Dr	Walla Walla		99362	1417045915	
Beetham Tran PLLC	16627 Benson Rd S	Renton	WA	98055		
Belinda Escanio	401 S Main St	Deer Park	WA	99006	1679624704	CHAS Health - North County Clinic
Belinda Lear	3100 NW Bucklin Hill Rd Suite 202	Silverdale	WA	98383	1518387802	Silverdale Medical
Bella Arshinova	22000 Marine View Dr S Ste 100	Des Moines	WA	98198	1649223538	Franciscan Medical Clinic - Des Moines
Ben Kuharich	2200 NW Myhre Road	Silverdale	WA	98383	1659407203	The Doctors Clinic Salmon Medical Center
Ben Winkes	1400 La Venture Rd	Mount Vernon	WA	98273	1144372632	Sea Mar
Benjam Adkins	915 NE VALLEY RD	Pullman	WA	99163	1295713667	
Benjamin Chen	1450 5th St Se Ste 4200	Puyallup	WA	98372	1609049295	Multicare
Benjamin Cichon	11019 Canyon Road E Suite A	Puyallup	WA	98373	1346642196	Summit View Clinic
Benjamin Curran	240 W FRONT ST	Port Angeles	WA	98362	1043504863	Port Angeles Family Medicine
Benjamin Daniel Chilczu	4011 Talbot Rd S Suite 300	Renton	WA	98056	1831160886	Proliance Orthopedic Associates
Benjamin Dy	4314 Portland Avenue E No 7	Tacoma	WA	98404	1831253368	Portland Avenue Family Clinic
Benjamin Fasbinder	13030 Military Rd S Ste 200	Tukwila	WA	98168	1710118567	HealthPoint
Benjamin Finch	JACKSON AVE BLDG 9040	Tacoma	WA	98431	1184082091	
Benjamin Goold	319 Pioneer Ave E	Aberdeen	WA	98520	1073879383	Grays Harbor Community Hospital-Montesan
Benjamin Hegenbarth	819 S. 13th St	Mount Vernon	WA	98274	1235516675	Skagit Regional Clinics
Benjamin Hubbard	14408 E Sprague	Spokane Valley	WA	99216	1154588978	
Benjamin Hockett	300 Ocean Avenue	Raymond	WA	98577	1831583863	Valley View Health Center
Benjamin Jaderholm	1326 N Stanford Lane	Liberty Lake	WA	99019	1093128027	Rockwood Clinic
Benjamin Ling	105 W 8th Ave Suite 200	Spokane	WA	99204	1710932579	Providence Neurosurgery and Spine
Benjamin May	931 S Market Blvd	Chehalis	WA	98532	1447634878	Providence Medical Group
Benjamin Paulson	2930 Mapple St	Everett	WA	98201	1477796712	Kaiser Permanente
Benjamin Platt	4477 MATARO DR	San Diego	CA	92115	1952466567	
Benjamin Ross	4245 ROOSEVELT WAY NE	Seattle	WA	98105		
Benson Bagwell	1112 S. Cushman Ave	Tacoma	WA	98405	1639703820	
Berhane Tesfahun	1628 S Mildred St. Ste 104	Tacoma	WA	98465	1235754672	
Bernard Canlas	0	Renton	WA	0	1639276587	VA Puget Sound Healthcare System
Bernard Currigan	1200 E COLUMBIA AVE	Colville	WA	99114	1275521379	
Beth Fricke	1401 Madison Street Suite 100	Seattle	WA	98104	1417342593	Swedish Family Medicine First Hill
Beth Orenstein	14408 E Sprague Ave	Spokane Valley	WA	99216	1821081142	Veradale Medical Center
Beth Simmons	5801 Soundview Dr Ste 150	Gig Harbor	WA	98335	1790194488	Pacific Endometriosis and Pelvic Surgery
Bethany Kapp	2901 Bridgeport Way W	University Place	WA	98466	1174734487	
Bethany Miller	624 E Front Ave	Spokane	WA	99202	1568818581	Providence Family Medicine Residency Clinic
Bethany Mulder	819 S. 13th St	Mount Vernon	WA	98273	1093176398	Skagit Regional Clinics
Bethany Smith	13020 Meridian Ave S	Everett	WA	98208	1073033320	
Bethany Sweet	201 Tahoma Blvd Suite 102	Yelm		98597	1821240904	
Betsy Johnson	669 Woodland Square Loop Se	Lacey	WA	98503	1679762165	SeaMar
Beverly Gilbert	1660 S Columbian Way	Seattle	WA	98108	1225412463	VA Puget Sound Health Care System
Beverly Green	1730 Minor Ave	Seattle	WA	98101	1497809107	
Beverly Huddleston	1000 S SCHEUBER RD PMG SW WA CEN	Centralia	WA	98531	1063521870	Providence Centralia Women's Center
Bhawna Gupta	1330 Rockefeller Avenue	Everett	WA	98201	1649462102	North Everett Clinic
Bichlien Do	2511 SW Trenton St	Seattle	WA	98106	1215258637	Franciscan Medical Clinic - Westwood

Bill Quach	624 E FRONT AVE	Spokane	WA	99202	1053800094	
Binisha Shrestha	14434 Ambaum Blvd Sw Ste 5	Burien	WA	98166	1235658618	SeaMar
Birgit Weeks	16045 1st Ave S	Burien	WA	98148	1457724775	Franciscan Medical Clinic - Burien
Bisher Abdullah	1420 3rd St.Suite 106	Puyallup	WA	98372	1235161712	
Blaire Bradley	900 S. 336th St.	Federal Way	WA	98003	1740544188	Airrosti
Blanca Zuniga	11225 Pacific Ave	Tacoma	WA	98444	1336457258	Community Health Care - Parkland Clinic
Bob Lee	801 W 5th Ave Ste 323	Spokane	WA	99204	1245421551	Multicare
Bob Thong	805 Front St South	Issaquah	WA	98027	1538352802	Issaquah Nursing and Rehabilitation Center
Bobbi Woodward	400 E 5th Ave	Spokane	WA	99202	1417350232	MultiCare Rockwood Main Clinic
Bojia Li	4525 3rd Avenue Southeast Suite 200	Lacey	WA	98503	1689846198	Providence
Bomy Yun	9245 Rainier Ave S	Seattle	WA	98118	1750708269	Neighborcare Health at Rainier Beach
Boney Mcgone	155 Lilly Rd NE	Olympia	WA	98506	1154433597	Washington Center for Pain Management
Bonnie Anderson	575 E Main St. Building 2	Elma	WA	98541	1205162724	Summit Pacific Medical Center
Bonnie Davis					1932196649	Lourdes West Pasco
Bonnie Joy	126 Auburn Avenue Suite 300	Auburn	WA	98002	1902298292	HealthPoint Auburn
Bonnie Mcreynolds	600 E MAIN ST	Elma	WA	98541	1619930914	Summit Pacific Medical Center
Boris Lazarev	34503 9TH AVE S STE 100	Federal Way	WA	98003	1912165226	Franciscan Medical Clinic at St Francis
Bosco Soares	1660 S. Columbian Way	Seattle	WA	98108	1477636132	VA Puget Sound Health Care System
Bowhee Gwak	12800 Bothell-Everett Highway Suite 160	Everett	WA	98208	1366856569	Providence - Mill Creek Family Medicine
Bozena Kocztorz	151 NE Hampe Way Ste B2-6	Chehalis	WA	98532	1184886053	VA Puget Sound Health Care System
Brad Frandsen	463 Tremont St W Ste 200	Port Orchard	WA	98366	1700820966	Sound Healthcare Center
Brad Nelson	91 W 5th #801	Spokane		99204	1962466045	
Bradley Christ	PO Box 368	Olympia	WA	98507	1659675684	Olympia Ortho Associates
Bradley Cook	16528 E Desmet Ct Ste B3100	Spokane Valley	WA	99216	1770957854	Providence Valley Family Physicians
Bradley Roter	10030 SW 210th Street	Vashon	WA	98070	1528045705	Neighborcare Health
Bradley Schmitz	3124 S 19th St Ste 140	Tacoma	WA	98405	1447273990	Multicare
Brady Garland Miller	954 Anderson Drive Suite 102	Aberdeen	WA	98520	1902915945	Providence Regional Cancer System - Aberdeen
Brain Harvey	202 Cullens St	Yelm		98597	1346763455	SeaMar
Brandi Boden	3915 Talbot Rd S Suite 401	Renton	WA	98055	1023676541	
Brandie Tilch-Bryant	1720 2nd St	Cheney	WA	99004	1053810309	
Brandon Auerbach	1100 9th Ave	Seattle	WA	98101		
Brandon Bivens	4430 MISSOURI AVE	Fort Leonard Wc	MO	65473	1649618653	
Brandon Granath	3915 Talbot Rd S Ste 401	Renton	WA	98055	1164521670	
Brandon Orr	16708 Bothell-Everett Hwy Suite 210	Mill Creek	WA	98012	1982993028	Providence Mill Creek Commons
Brandon Robinson	624 E Front Ave	Spokane	WA	99202	1730610577	
Brandon Shiflett	509 Olive Way Suite 851	Seattle	WA	98101	1255738142	Airrosti
Brandy Brooks	403-B Black Hills Lane SW	Olympia	WA	98502	1407214091	Capital Family & Sports Medicine
Brandy Thomas	700 Lilly Rd NE	Olympia	WA	98506	1821244625	
Breanna Polk	1724 W UNION AVE	Tacoma	WA	98405	1942725072	Frances Health System
Brenda Grant	1813 Sumner Ave	Aberdeen	WA	98520	1326195629	Sea Mar Aberdeen Medical Clinic
Brenda Havellana	19217 36th Ave W #215	Lynnwood	WA	98036	1568625895	Washington State Psychological Services
Brendan Morris	3915 Talbot Rd S STE 401	Renton	WA	98055	1316953433	Valley Family Medicine Clinic
Brendon Hutchinson	1608 S J St 3rd Floor	Tacoma	WA	98405	1730190448	Franciscan Medical Clinic- St. Joseph
Brenna Cain	120 W Mission Ave	Spokane	WA	99201	1528533759	Unify
Brenna Harris	1322 3rd St SE Suite 240	Puyallup	WA	98372	1326482332	MultiCare East Pierce Family Medicine
Brent Mccaleb	11019 Canyon Rd. E. Ste A	Puyallup	WA	98373	1710332259	
Bret Price	8903 Key Peninsula Hwy N	Lakebay	WA	98349	1750390332	Key Peninsula Health Center
Brett Henkel	546 N Jefferson Lane STE 200	Spokane	WA	99201	1619135589	Kaiser Permanente Kendall Yard
Brett Schiffman	1660 S Columbian Way	Seattle	WA	98108	1134515000	VA Puget Sound Health Care System
Brett Schweizer	4420 76th Street NE	Marysville	WA	98270	1265778849	The Everett Clinic: Marysville Internal Medicine
Brian Fox	615 North F St	Aberdeen	WA	98520	1073505020	Highland Family Medicine

Brian Gavron	624 E Front Ave	Spokane	WA	99202	1770937765	Providence Family Medicine Residency Clinic
Brian Harvey	202 Cullens St NW	Yelm	WA	98597	1346763455	Sea Mar Community Health Center
Brian Hiller	3021 Griffin Ave	Enumclaw	WA	98022	1386978104	Franciscan Medical Clinic - Enumclaw
Brian Iuliano	615 Lilly Rd NE Ste 220	Olympia	WA	98506	1548201346	Providence Southwest Washington Neurosur
Brian Kim	220 15th Ave SE Suite C	Puyallup	WA	98372	1982860276	Pacific Medical Centers
Brian Lasalle	1001 W 2nd Ave	Spokane	WA	99201	1689992836	CHAS Denny Murphy Clinic
Brian Lay	16515 Meridian Ave E Suite 104-A	Puyallup		98375	1114362027	Multicare South Hill Clinic
Brian Lear	105 W Simpson Ave	Mccleary	WA	98557	1285054577	Summit Pacific Medical Center
Brian Mcdonald	33501 1ST WAY S	Federal Way	WA	98003	1710906110	
Brian Nelson	208 17TH AVE SE Ste 201	Puyallup	WA	98372	1316360639	Meridian Surgery Center
Brian Ottesen	18313 Paulson St Sw	Rochester	WA	98579	1023615549	
Brian Patterson	3130 Ellis St	Bellingham	WA	98225	1982792131	Associates in Family Medine
Brian Reiton	2690 NE Kresky Ave	Chehalis		98532	1326293085	
Brian Rigg	2508 Wheaton Way	Bremerton	WA	98310	1033215165	
Brian Roth Nelson	2209 E 32nd Street	Tacoma	WA	98404	1518222371	Puyallup Tribal Health Authority
Brian Seppi	546 N Jefferson Ln	Spokane	WA	99201	1275581175	Providence Internal Medicine - Kendall Yards
Brian Snitily	805 MADISON ST STE 901	Seattle	WA	98104	1871859942	
Brian Taft	714 W PINE ST	Newport	WA	99156	1184142606	
Brian Tennant	400 E 5th Ave	Spokane	WA	99202	1023499308	MultiCare Rockwood Main Clinic
Brian Wells	690 A ST	Mcchord Afb	WA	98438	1043270549	Madigan Army Medical Center
Brian Wood	325 9TH AVE	Seattle	WA	98104	1609075969	
Brian Yates	1215 N. McDonald Road Suite 101	Spokane Valley		99216	1295784890	Spokane Internal Medicine
Brian Zeranski	14402 E SPRAGUE AVE	Spokane Valley	WA	99216	1114097920	
Briana Rice	14841 179th Ave Se Ste 210	Monroe	WA	98272	1326374877	Evergreen Health
Brianna Grinnell	3915 Talbot Rd S Suite 401	Renton	WA	98055	1235620378	
Brianna Harvey	1202 Martin Luther King Jr Way	Tacoma	WA	98405	1609327030	Community Health Care
Brianna Sexton	931 S Market Blvd	Chehalis	WA	98532	1407319874	Providence Medical Group
Brianna Wing	1200 East Columbia Ave	Colville	WA	99114	1235605213	Providence Medical Group
Brianna Woodruff	25217 32nd Pl S	Kent	WA	98032	1467903955	FamilyCare of Kent
Brianne Randall	911 North 10th Place	Renton		98057	1306270137	Swedish Medical Group
Bridget Lonergan	3919 N Maple St	Spokane	WA	99205	1699228536	CHAS Market St Clinic
Bridget Steiner	3919 N Maple St	Spokane	WA	99205	1780810663	CHAS
Brigitte Sager	9927 MICKELBERRY RD NW SUITE 131	Silverdale	WA	98383	1295279164	Harrison HealthPartners CHI Franciscan Heal
Brita Montes-Sanders	9600 Veterans Drive SW	Tacoma	WA	98493	1851546212	VA Puget Sound Health Care System
Britanny Millard Hasting	9720 South Tacoma Way	Lakewood	WA	98499	1225327075	Northwest Integrated Health
Britt Anderson	515 Minor Ave.	Seattle		98104	1669583506	Swedish Medical Center
Brittany Buescher	3915 Talbot Rd S	Renton	WA	98055	1053979526	
Brittany Johnson					1790181543	
Brittany Ruiz	3775 Martin Way E Suite A	Olympia	WA	98506		Valley View Health Center
Brittany Schroeder	3124 S 19th St. Suite 200	Tacoma	WA	98405	1194205872	
Brittnie Curtis	8815 S Tacoma Way Suite 115	Lakewood	WA	98499	1821446089	ConcertoHealth Lakewood
Brock Rule	120 W Mission Ave	Spokane	WA	99201	1801313804	Unify Community Health
Brooke Azie-Rentz	22635 Ne Marketplace Dr. Ste 130	Redmond	WA	98053	1750449021	Alpine Integrated Medicine
Brooke Parker	2209 E 32ND ST	Tacoma	WA	98404	1003229113	Puyallup Tribal Health Authority
Brooke Powers	2781 S 242nd St	Des Moines	WA	98198	1104374834	Sea Mar Des Moines
Bruce Bobek	9600 Veterans Drive	Tacoma	WA	98493	1225028343	
Bruce Gottlieb	1344 Wintergreen Ln Ne	Bainbridge Islan	WA	98110	1265545180	Virginia Mason
Bruce Lanum	4401 Bridgeport Way	University Place	WA	98466	1205925120	University Place Medical Clinic
Bruce Pederson	8097 Harborview Rd.	Blaine	WA	98230	1316988926	Birch Bay Family Medicine
Bruce Strickland	597 Point Brown Ave Nw	Ocean Shores		98569	1700850880	
Bruce Wing	1620 Cooper Point Road SW	Olympia	WA	98502	1093995698	Providence Immediate Care Clinic West Olym

Bryan Blythe	326 S Stillaguamish Ave	Arlington	WA	98223	1366422602	
Bryan Johnson	1210 W Fairview St	Colfax	WA	99111	1346220670	Whitman Medical Group
Bryan Mitchell	16528 E. Desmet Ct	Spokane Valley		99216		
Bryan Morris-Ward	1301 North Highlands Pkwy stc 101	Tacoma	WA	98406	1184687253	
Bryan Murray	912 32nd Street Suite A	Anacortes	WA	98221	1992892731	Island Internal Medicine
Bryan Rhodes	134 188th St S	Spanaway	WA	98387	1639600018	
Bryan Sundin	3901 NE 4th St	Renton	WA	98056	1467771287	UW Valley Medical - Highlands
Bryan Truong	33501 1st Way S	Federal Way	WA	98003	1134318371	Virginia Mason-Federal Way Clinic
Bryan Wilson	9040 A Jackson Ave	Tacoma	WA	98431	1013332915	Madigan Army Medical Center
Bryan Wu	3915 Talbot Rd S STE 401	Renton	WA	98055	1629460316	Valley Family Medicine Clinic
Bryce Gilman	1414 N Vercler Rd Bldg 4	Spokane Valley	WA	99216	1730261785	Gilman Curalli Gilman
Bryn Chowchuvech	550 16th Ave Suite 100	Tacoma	WA	98422	1396108221	Swedish Family Medicine - Cherry Hill
Buckley Eckert	PO BOX 646	Bothell	WA	98041	1366498008	Lakeshore Clinic
Burdett Rooney	10030 Sw 210th St	Vashon	WA	98070	1518907393	Neighborcare Health
Bushra Rahman	12800 BOTHELL EVERETT HWY SUITE 18	Everett	WA	98208	1407389448	
Buu Bui	4550 Faunt Leroy Way Sw	Seattle	WA	98126	1346657814	Franciscan Health System
Byan Adams	9040A Jackson Ave	Tacoma	WA	98431	1134668056	Madigan Army Medical center
Caitlin Allen	624 E Front Ave	Spokane	WA	99202	1124462478	Providence Health Services
Caitlin Day	403 E Meeker St Suite 200	Kent	WA	98030	1396972154	HealthPoint
Caitlin Enright	2124 4th Ave	Seattle	WA	98121	1205157005	CHS Downtown
Caitlin Harrington	1660 South Columbian Way	Seattle	WA	98108	1235636143	
Caitlin Miller	15812 E Indiana Ave	Spokane Valley	WA	99216	1245773571	CHAS Health - Valley Clinic
Caitlin Rodman	2555 Marvin Road NE	Lacey	WA	98503	1447479134	Providence Internal Medicine - South Sound
Caleb Holtzer	100 W. South Ave	Chewelah	WA	99109	1124438338	
Caleb Skipper	624 E Front Ave	Spokane	WA	99202	1356751564	Providence Family Medicine Residency Clinic
Calvin Kuo	150 Dennis St Sw	Tumwater	WA	98501	1477569143	Tumwater Family Practice Clinic
Calvin Mullins	8115 Country Village Dr	Cordova	TN	38016	1124011747	MidSouth Family Medicine
Camela Billick	1112 6th Ave Ste 301	Tacoma	WA	98405	1275519944	MultiCare Family Medicine Center
Cameron Ingram	624 E Front Ave	Spokane	WA	99202	1700375888	
Cameron Smith	0	Renton	WA	0	1144275272	Franciscan Medical Clinic - Seahurst
Candace Coleman	000 Suite 115	Renton	WA	0	1891037305	Concerto Health - Lakewood
Caoilin Hctor	1608 S J Street Bldg C	Tacoma	WA	98405	1144733668	Franciscan Health SYstem
Carijean Queen	16528 E Desmet Ct Ste B2100	Spokane Valley	WA	99216	1679566996	Providence Health and Services
Carl Berliner	607 N 4th St	Mount Vernon	WA	98273	1881680148	
Carl Gannon	12800 Bothell Everett Highway Suite 160	Everett	WA	98208	1053668335	Providence Medical Group
Carl Trott	4545 Pt Fosdick Dr Nw #250	Gig Harbor	WA	98335	1629285911	MultiCare Gig Harbor Medical Park
Carl Wilson	150 Dennis Street SW	Tumwater	WA	98501	1033110465	
Carla Gaul	220 E ROWAN AVE STE 300	Spokane	WA	99207	1861040362	
Carla Podgurecki	34616 11th Pl S Ste 4	Federal Way	WA	98003	1093070559	Franciscan Medical Clinic - 11th Place
Carla Santos	1414 S 324th St Ste B207	Federal Way	WA	98003	1346653177	Iora Primary
Carla SavInon	4545 Cordara Pkwy	Bellingham	WA	98226		
Carla Walter	463 Tremont St W Ste 200	Port Orchard	WA	98366	1356717086	Sound Health Care Center
Carlo Bellabarba	908 Jefferson Street Fifth Floor	Seattle	WA	98104	1174662431	UW Medicine Orthopaedics & Sports Medicine
Carlos Aristeguieta	Sea Mar Community Health Center 9710 St	Marysville	WA	98270	1578905972	
Carlos Rubio-Reyes	1812 N 13TH LOOP RD	Shelton	WA	98584	1033525852	Mason General Hospital
Carlotta Cary	16528 East Desmet Court Suite A160	Spokane Valley	WA	99216	1811439722	
Carly Allen	2209 E 32nd St	Tacoma	WA	98404	1528455722	Puyallup Tribal Health Authority
Carly Glass	0	Renton	WA	0	1548506918	The Doctors Clinic
Carmela Perez	2102 N PEARL ST SUITE 405	Tacoma	WA	98406	1699149062	Advanced Women's Health
Carmen Morales-Litchar	2781 S 242nd St	Des Moines	WA	98198	1033534672	Seamar
Carmen Oprea	23320 Hwy 99	Edmonds	WA	98026	1447489307	Community Health Center of Snohomish Cou

Carol Achtmeyer	1660 South Columbian Way	Seattle	WA	98108	1548371453	VA Puget Sound Health Care System
Carol Knowlton	202 Cullens St NW	Yelm	WA	98597	1023103348	
Carol Mccahon	930 N BROADWAY	Everett		98201	1871688689	
Caroline Barrett	1202 Martin Luther King Jr Way	Tacoma	WA	98405	1902217813	Community Healthcare
Caroline Carwood	202 Cullens St Nw	Yelm	WA	98597	1679097356	Seamar
Caroline Catalano	624 E Front	Spokane	WA	99202	1326602020	
Caroline Leithner	1813 Summer Ave	Aberdeen	WA	98520	1609312008	Sea Mar Aberdeen Medical Clinic
Caroline Nelson	1718 E. Kessler Boulevard	Longview	WA	98632		
Caroline Roeder	1213 24th Medical Associates	Anacortes	WA	98221	1396171500	Fidaldo Medical Associates
Carolyn Freed	1630 Grove Street	Marysville	WA	98270	1962495929	Grove Street Family Clinic
Carolyn Halley	403 East Meeker St Suite 200	Kent	WA	98030	1699803502	
Carolyn Hendrikson	626 N. Mullar Road #16	Spokane Valley	WA	99019	1891898458	
Carolyn Houk	23213 PACIFIC HWY S	Kent	WA	98032	1437105335	UW Neighborhood Kent
Carolyn Minter	1330 Rockefeller Ste 210	Everett	WA	98201	1710307608	Providence Health&Services
Carolyn Walker	525 Lilly Rd NE	Olympia	WA	98506		
Carolynn Warner	1660 South Columbian Way	Seattle	WA	98108	1881695328	
Carri Jo Timmer	1202 Martin Luther King Jr Way	Tacoma	WA	98405	1033344791	Community Health Care
Carrie Ann Matyac	1620 Cooper Point Rd SW	Olympia	WA	98502	1669439451	West Olympia Family Medicine
Carrie Baker	4800 College St SE	Lacey	WA	98503	1982000766	Providence Immediate Care Lacey
Carrie Peacock		0 Renton	WA	0	1912309295	Providence Neurosurgery
Carrie Welty	2555 Marvin Road NE	Lacey	WA	98516	1043625494	
Carroll Haymon	64 Rainier Ave South	Renton	WA	98057	1154492155	
Cary Jasper	1299 Bishop Rd	Chehalis	WA	98532	1427198852	L.G Steck Memorial Clinic
Casey Bowles	404 Black Hills lane Se Ste B	Olympia	WA	98502	1689916728	Foot&Ankle Surgical Associates
Casey Doggett	212 E CENTRAL AVE STE 440	Spokane	WA	99208	1730412669	Providence Family Medicine - North
Casey Kim	18623 Highway 99 Suite 230	Lynnwood	WA	98037	1073578704	Dr. Kim's Total Medical Care P.S
Casey Martin	624 E Front Ave	Spokane	WA	99202	1114411865	
Casey Somers	4310 Colby Avenue Suite 203	Everett	WA	98203	1376088898	Providence Medical Group
Cassandra Giedt	1600 East Jefferson Street Suite 51	Seattle	WA	98122	1073675807	Swedish Central Seattle Primary Care
Catherine Dhanki	11913 NE 195th St	Bothell	WA	98011	1902198971	
Catherine Dong	16045 1st Ave S 1st Floor	Burien	WA	98148	1174934137	CHI Franciscan
Catherine Droege	2420 Union Ave Ste 300	Tacoma	WA	98405	1467479220	Multicare Tacoma Central primary Care
Catherine Goddard	9600 Veterans Dr SW	Tacoma	WA	98493	1114033735	VA Puget Sound Healthcare System
Catherine Hartjoy	1802 S Union Avenue Suite 200	Tacoma	WA	98405	1275520066	NorthWest Family & Spinal Clinic
Catherine Ignacio	1608 S J St	Tacoma	WA	98405	1346619335	Franciscan Health System
Catherine Jakeman	1708 E 44th St	Tacoma		98404	1548544224	Community Health Care
Catherine Kaminetzky	1660 South Columbian Way	Seattle	WA	98108	1215019542	
Catherine Konrad	19330 Vashon Hwy SW	Vashon	WA	98070	1144490012	Vashon Natural Medicine
Catherine Robinson	5577 Vanbarr Place	Freeland	WA	98249	1659321719	SOUTH ISLAND MEDICAL CENTER
Catherine Wilke	10510 Gravelly Lake Drive SW	Lakewood	WA	98499	1336137868	Community Health Care - Lakewood Clinic
Cathryn Plummer	5612 176th St E Suite C101	Puyallup	WA	98375	1326485590	MultiCare Frederickson Clinic
Caylin Cheney	3915 Talbolt Rd S Ste 200	Renton	WA	98055	1801370697	UW Medicine
Cecilia Christensen	669 Woodland Square Loop Se	Lacey	WA	98503	1013578095	Seamar
Cecilia Lauder	16528 E Desmet Ct Ste B3100	Spokane Valley	WA	99016	1487729315	Providence Valley Family Physicians
Cecilia Zebedeo	817 S Perry ste B	Spokane	WA	99202	1356743744	CHAS
Celina Hayashi	720 8th Ave S Ste 100	Seattle	WA	98104	1194287664	
Celina Palen	9710 STATE AVE	Marysville	WA	98270	1679100135	
Chad Antonie	34503 Ninth Ave. S. Suite 100	Federal Way	WA	98003	1164897112	Franciscan Medical Clinic at St. Francis
Chad Bender	1900 Cooks Hill Rd	Centralia	WA	98531	1003891276	Washington Orthopaedic Center
Chad Cleven	7520 Totem Beach Rd	Tulalip	WA	98271	1700987856	
Chad Imler	15812 E Indiana Ave	Spokane Valley	WA	99216	1760906853	CHAS Health - Valley Clinic

Chad Love	15812 E INDIANA AVE STE 101	Spokane Valley	WA	99216	1437710001	
Chad Marion	1101 Madison Suite 400	Seattle	WA	98104	1679603401	
Chandni Virdi	911 N 10th Place	Renton	WA	98057	1134493802	Swedish Renton Primary Care
Chantel Yuong	23745 225TH WAY SE STE 201B	Maple Valley		98038	1033591235	
Charlene Pruitt	100 N Tribal Center Rd	Skokomish Natio	WA	98584	1700263555	Skokomish Health
Charles Buck			WA		1831152826	
Charles Buser	3000 Limited Lane NW	Olympia	WA	98502	1790850337	Westcare Clinic
Charles Butler	3400 California Ave SW	Seattle	WA	98116	1528004488	Swedish West Seattle Primary Car
Charles Chabal	12040 NE 128th Street	Kirkland	WA	98034	1336193366	Evergreen Health Medical Center
Charles Davis	14410 SE Petrovitsky Rd Ste 104	Renton	WA	98058	1962422956	Fairwood Clinic - Primary Care
Charles Dzah	9600 Veterans Drive	Tacoma	WA	98493	1679043418	
Charles Falzon	1660 South Columbian Way	Seattle	WA	98108	1780655001	
Charles Fujisaki	805 Madison St Suite 901	Seattle		98104	1043285893	
Charles Haigh	1215 N McDonald Rd Suite 101	Spokane Valley	WA	99216	1295788347	MultiCare Rockwood Valley Clinic
Charles Jacobson	825 SE Bishop Bld #120	Pullman		99163		
Charles Kucera	5814 Graham Ave Ste 100	Sumner	WA	98390	1811004351	Multicare Sumner Medical Associates
Charles McClure					1962940411	
Charles McGill	1220 W 1st St Suite B	Centralia	WA	98531	1710993613	Centralia Wellness Center
Charles Nam	1701 3rd St Se Suite 300	Puyallup	WA	98372	1588611313	MultiCare Puyallup Internal Medicine Clinic
Charles Nguyen	1202 MLK Jr Way	Tacoma	WA	98405	1790762755	
Charles Randolph	3915 Talbot Road South Suite 401	Renton	WA	98055		Valley Family Medicine Clinic
Charles Siler	10510 GRAVELLY LAKE DR SW	Lakewood	WA	98499	1780108126	Community HealthCare
Charles Weatherby	1812 South J St Suite 102	Tacoma	WA	98405	1942273917	Primary Care Northwest
Charles Wiley	325 9th ave	Seattle	WA	98104	1134452311	
Charlotte Ainge	156 6th St	Potlatch	ID	83855	1689661050	
CHARLOTTE BARBARA	3775 MARTIN WAY E SUITE A	Olympia	WA	98506	1144372525	
Charlotte Mathis	1708 YAKIMA AVE STE 201	Tacoma		98405	1386824035	
Charlton Lacerna	16045 1st Ave S	Burien	WA	98148	1235373135	Franciscan Medical Clinic - Burien
Chase Kaufman	212 E Central Ave St E 365	Spokane	WA	99208	1922517986	Alpine Orthopaedics & Spine
Chase Kissling	1 Boone Rd	Bremerton	WA	98312	1063707784	
Chase Krumins	1724 W Union Ave Ste 100	Tacoma	WA	98405	1710469614	Puget Sound Orthopaedics
Chelsea Unruh	201 Tahoma Blvd SE Unit 102	Yelm	WA	98597	1821402298	
Chelsey O'Neill	1220 E Polston Avenue	Post Falls	ID	83854	1487978904	Post Falls Family Medicine
Chelsie Price	660 SW 39th St Ste 150	Renton	WA	98057	1295097798	
Chelsy Dryden	905 East D St	Deer Park	WA	99006	1578994356	Deer Park Family Clinic
Chere McCormick	12800 Bothell-Everett Hwy Suite 120	Everett		98208	1346341724	Providence Medical Group
Cheri Dorhauer	201 Tahoma Blvd Se Ste 102	Yelm	WA	98597	1245283472	Yelm Family Medicine
Cherita Raines	4420 76TH ST NE	Marysville	WA	98270	1295990166	The Everett Clinic in Marysville
Cheron Wittman	10004 204TH AVE E STE 2200	Bonney Lake	WA	98391	1427087378	
Cheryl Hayes	425 SW 41st Street	Renton	WA	98057	1841259975	UW Valley Medicine- Physiatry Clinic
Cheryl Jacobs	15214 Aurora Ave N	Shoreline	WA	98133	1164529038	Iora Primary Care
Cheryl Jacobson	15214 Aurora Ave North	Shoreline	WA	98133	1780604249	Iora Primary Care
Cheryl Lewis	1402 Lake Tapps Pkwy SE F106	Auburn	WA	98092	1942665591	
Cheryl Somers	212 E Central Ste 140	Spokane	WA	99208	1508312497	Northwest Orthopaedic Specialits
Chet Jangala	22443 SE 240th St. Suite 203	Maple Valley	WA	98038	1538115472	Office of Dr. Chet Jangala
Chi Gan	1811 156th Ave NE Suite 5	Bellevue	WA	98007	1356520258	Gan Family Practice
Chiagoziem Jane Obiaju	931 South Market Blvd	Chehalis	WA	98532	1780173864	
Chiante Amato	2555 Marvin Rd. NE	Lacey	WA	98516	1245545854	Hawks Prairie Internal Medicine
Chiyang Wu	16916 140th Avenue NE	Woodinville	WA	98072	1760474738	EvergreenHealth
Chloeanne Georgia	904 7TH AVE	Seattle	WA	98104	1770709636	
Chris Buscher	221 N Cass Ave	Newport	WA	99156	1265718852	Family Health Center Newport

Chris Heller	801 W 5th ste 210	Spokane	WA	99204		Spokane Brain and Spine
Chris Peoples	5006 Center st suite R	Tacoma	WA	98409		IORA Primary Care
Christiaan Collier	2690 NE Kresky Ave	Chehalis	WA	98532	1174164875	
Christian Herter	400 108th Ave Ne Ste 100	Bellevue	WA	98004	1619160223	Overlake Medical Clinics
Christie Ceballos	PO BOX 190	Toppenish	WA	98948	1356537989	
Christie Heany	4700 Point Fosdick Dr Nw Ste 200	Gig Harbor	WA	98335	1518150119	Peninsula Family Medical Center
Christina Cheng	908 Jefferson St	Seattle	WA	98104	1053600742	UW Harborview Medical Center
Christina Howard	0	Renton	WA	0	1861524597	
Christina Julian	1519 3rd St SE Ste 101	Puyallup	WA	98372	1013233428	NeoSpine
Christina Lierman	923 Auburn Way N	Auburn	WA	98002	1346658838	HealthPoint
Christina Nelson	4225 Hoyt Ave Suite D	Everett	WA	98203	1386279149	
Christina Ryan	400 E 5th Ave Ste 3N	Spokane	WA	99202	1164451589	Rockwood
Christina Talerico	403 E Meeker St Ste 200	Kent	WA	98030	1912343971	Healthpoint Kent
Christina Wong	1455 NW Leary Way	Seattle	WA	98107	1497193965	
Christine Bruce	1615 Delaware St	Longview	WA	98632	1669007605	
Christine Fordyce	9800 4th Ave NE	Seattle	WA	98115	1962550350	
Christine Goodall	18100 Ne Union Hill Rd Ste 200	Redmond	WA	98052	1053869685	Swedish Primary Care
Christine Hammer	1608 S J St	Tacoma	WA	98405	1821389255	
Christine Hancock	4455 Cordata Parkway	Bellingham	WA	98226	1174848865	Seamar
Christine Harris-Spinks	205 10TH ST NE Ste 200	Auburn	WA	98002	1154614402	Franciscan Medical Clinic - Auburn
Christine Janke	624 E Front St	Spokane	WA	99202	1194213710	
Christine Jennings	911 N 10th Place	Renton	WA	98057	1942721071	Swedish
Christine Macatuno	1608 S J St 3rd Floor	Tacoma	WA	98405	1912212150	Franciscan Medical Clinic- St. Joseph
Christine Nguyen	290 Central Way	Kirkland	WA	98033	1487955480	
Christine Raggi	31 Ne State Route 300 Ste 200	Belfair	WA	98528	1700241759	Belfair Medical
Christine Steele	600 ORONDO AVE STE 1	Wenatchee	WA	98801	1760814958	Columbia Valley Community Health
Christine Tam	33431 13th Place South	Federal Way	WA	98003	1053670026	HealthPoint
Christine Wang	1202 Martin Luther King Jr Way	Tacoma	WA	98402	1053842526	Community Healthcare
Christoper Anderson	601 W 5th ste 400	Spokane		99204		
Christoper Bibby	4410 106th St SW	Mukilteo	WA	98275	1033178322	
Christopher Amsden	801 SE 16th St	Renton	WA	98057	1518054097	
Christopher Bolander	1322 3rd St SE Suite 240	Puyallup	WA	98372	1063808236	MultiCare East Pierce Family Medicine
Christopher Buscher	714 W Pine St	Newport		99156	1265718852	
Christopher Chan	1145 Broadway Avenue	Seattle	WA	98122	1972591873	Broadway - The Polyclinic
Christopher Chandler	8815 S Tacoma Way	Lakewood	WA	98499	1972992329	
Christopher Coons	1608 S J St	Tacoma	WA	98405		CHI
Christopher Coppeans	32018 23RD AVE S	Federal Way	WA	98003	1194922526	Urgent Care Federal Way Clinic
Christopher Dewing	2420 E 29th Spokane	Spokane	WA	99203	1730687161	Integrated Sports Medicine
Christopher Dodd	8815 S Tacoma Way Suite 115	Lakewood	WA	98499	1417159575	ConcertoHealth Lakewood
Christopher Duong	32018 23rd Ave S	Federal Way	WA	98003	1033586532	UW Medicine
Christopher Etzkorn	800 5th Ste P100	Seattle	WA	98104	1912154428	Swedish
Christopher Handyside	2236 North Merritt Creeek Loop STE A	Coeur D Alene	WA	83814	1134524044	Neurosurgery & Spine Northwest
Christopher Iwanoff	9040 JACKSON AVE	Tacoma	WA	98431	1841390077	Madigan Army Medical Center
Christopher Komisarz	1202 Martin Luther King JR Way	Tacoma	WA	98405	1134660640	Community Health Care
Christopher Krumm	16315 Ne 87th St Suite B6	Redmond		98052	1275607814	
Christopher Melich	801 W 5th Ave Suite 518	Spokane	WA	99204	1447365457	Rockwood Chiropractic & Massage Care Clin
Christopher Merifield	PO BOX 5127	Everett	WA	98206	1811978976	The Everett Clinic Comprehensive Pain Cente
Christopher Moore	911 N 10th Place	Renton	WA	98057	1437417029	Swedish Renton Primary Care
Christopher Nelson	16528 E Desmet Ct #B3100	Spokane Valley	WA	99216	1346892858	
Christopher Palmer	15812 E Indiana Ave	Spokane Valley	WA	99216	1568864841	CHAS Health - Valley Clinic
Christopher Penoyar	1812 N 13TH LOOP RD	Shelton	WA	98584	1184627259	MGH Family Health Ankle and Foot Clinic

Christopher Peoples	5006 Center St Suite R	Tacoma	WA	98409	1205198959	
Christopher Quarles	450 S KITSAP BLVD	Port Orchard	WA	98366	1629057658	
Christopher Ramage	13221 E 32nd Ave Ste 1	Spokane Valley	WA	99216	1598086688	MultiCare Rockwood South Valley Clinic
Christopher Rohe	9040 Fitzsimmons Dr	Tacoma	WA	98431	1497187140	Madigan Army Healthcare System
Christopher Schwartz	18313 Paulson St SW Ste A	Rochester	WA	98579	1457761280	Rochester Family Medicine
Christopher Smith	1101 Madison St Ste 301	Seattle	WA	98104	1871584938	Pac Med - First Hill
Christopher Valley	105 W 8th Avenue Suite 6080	Spokane	WA	99204	1093970329	Arthritis Northwest
Christopher Vanderwark	9600 Veterans Drive	Tacoma	WA	98493	1720234750	
Christopher Whitcomb	120 W Mission	Spokane	WA	99201	1538659255	Unify Community Health
Christopher Wright	105 W 8th Ave Ste 6080	Spokane	WA	99204	1356571087	Arthritis Northwest PLLC
Christopher Yarter	2214 E 29th Ave	Spokane	WA	99203	1508859356	RWC Family Medicine
Christopher Yeung	1635 East Myrtle Ave Suite 400	Phoenix	AZ	85020	1205864006	Desert Institute for Spine Care
Christy Ceballos	120 W Mission Ave	Spokane	WA	99201	1356537989	Community Health Plan of Washington
Christy Chantharath	560 Gage Blvd Suite 206	Richland	WA	99352	1730406810	KC South Richland Primary Care
Ciara Smith	1010 S SCHEUBER RD STE 3 & 4	Centralia	WA	98531	1861737389	Providence Health Services
Cindi Shineflew	9631 N. Nevada St. STE 100	Spokane	WA	99218	1538297932	Columbia Medical Associates-North
Cindy Chon	403 East Meeker St Suite 200	Kent	WA	98030	1003232794	
Cindy Finke	701 Hospital loop	Fairchild Air Force Base	WA	99011	1013010461	
Cindy Shieh	521 2nd Place N Suite 11-103	Kent	WA	98032	1801214879	
Cirilio Adao	3716 Pacific Avenue Suite E	Tacoma	WA	98418	1811920010	
Clair Felpel	2508 Wheaton Way	Bremerton	WA	98310	1962849679	Peninsula Community Health Services
Claire Fung	401 2nd St	Snohomish	WA	98290	1316180656	Snohomish Family Medicine - The Everett Clinic
Claire Harvey	1202 Martin Luther King Jr Way	Tacoma	WA	98405	1619355245	Community Health Care
Clara Shin	112 E. Broadway Ave	Montesano	WA	98563	1376516401	Montesano Internal Medicine P.S.
Clare Cloutier	4550 Fauntleroy Way Sw Suite 100	Seattle	WA	98126	1033150768	Franciscan Health System
CLAUDIU-GILY IONESCU	1111 S 2ND AVE	Walla Walla	WA	99362	1265559553	
Clay Randles	9040 Fitzsimmons Dr	Tacoma	WA	98431	1013212943	Madigan Army Medical Center
Clayton Kersting	714 W Pine St	Newport	WA	99156	1962594234	Family Health Center Newport
Clete Barrick	1 boone rd	Bremerton	WA	98312	1457691370	
Clint Thompson	930 N Broadway	Everett	WA	98201	1427405034	
Clinton Daniels	1660 S. Columbian Way	Seattle	WA	98108	1194033084	VA Puget Sound Health Care System
Clinton Hauxwell	2214 E 29th Ave	Spokane		99203	1205828159	MultiCare Rockwood Quail Run Clinic
Clyde Addison	2420 S UNION AVE STE 240	Tacoma	WA	98405	1831121268	MultiCare Tacoma Central Primary Care
Clyde Carpenter	PO Box 368	Olympia	WA	98507	1205906294	Olympia Orthopaedic Associates PLLC
Cody Solders	220 E Rowan Ste 300	Spokane	WA	99207	1255859849	The Doctors Clinic
Colette Hoyt	608 E Holland Ave	Spokane	WA	99218	1578799896	Northside Family Medicine
Colette Kato	1220 Basich Boulevard Suite A	Aberdeen	WA	98520	1598834798	Office of Dr. Colette Kato
Colin Goggin	6060 Portal Way	Ferndale	WA	98248	1659332898	
Colin Linehan	9040 Jackson Ave	Tacoma	WA	98431	1568491173	Madigan Army Family Center
Colin Romero	14350 SE Eastgate Way	Bellevue	WA	98007	1023127784	Eastgate Public Health Center
Colleen Pacem	1851 68th Ave NE STE 100	Kenmore	WA	98028	1497825673	Evergreen Health-Kenmore
Cong Yu	600 Broadway Suite 530	Seattle	WA	98122	1457398158	Swedish Pain Services - First Hill
Connie Edwards	3030 Limited Lane NW	Olympia	WA	98502	1538139027	Seamar
Connie Morantes	1660 S Columbian Way	Seattle	WA	98108	1962509828	VA Puget Sound Primary Care Clinic
Connie Tomada	22180 N.W. Olympic College Way Suite 102	Poulsbo	WA	98370	1982724944	Harrison HealthPartners Internal Medicine
Connor Quinn	2177 W Ironwood Center Dr	Coeur D Alene	ID	83814	1922203215	Kootenai Clinic
Conrad Leprowse	370 S Market Blvd	Chehalis	WA	98532	1134200793	Chehalis Children's Clinic
Constance Barthel	24080 SE KENT KANGLEY RD	Maple Valley	WA	98038	1548347297	Multicare Clinic- Maple Valley
Constance Campbell	11225 Pacific Ave	Tacoma	WA	98444	1124355144	Community Health Care - Parkland Clinic
Constance Christ	400 E 5th	Spokane		99202		
Constance Hood	24080 SE Kent Kangley	Maple Valley	WA	98038	1447342027	

Cordelia Dickinson	2101 E Yesler Way	Seattle	WA	98122	1760690374	Country Doctor Community Clinic
Corey Finnerty-Ludwig	1660 S Columbian Way	Seattle	WA	98108	1477895399	VA Puget Sound Primary Care Clinic
Corey Sullivan	2555 Marvin Rd NE	Lacey	WA	98516	1699110601	Hawks Prairie Family Medicine
Cori Lopez	19 N 7th St Cheney	Cheney	WA	99004	1487875647	Multicare
Corie Sandall	9230 SKY ISLAND DR E	Bonney Lake		98391	1013996180	
Corliss Newman	12410 E Sinto Ave Ste 101	Spokane Valley	WA	99216	1760475073	
Corrine Bresko	16528 E Desmet Ct Ste B3100	Spokane Valley	WA	99216	1447247499	Providence Medical Group Family Practice
Cory Lundberg	9040A Jackson Ave	Tacoma	WA	98431	1992934624	Madigan Army Medical Center
Courtney Albert	11019 Canyon Rd East Ste A	Puyallup	WA	98373	1497718316	Summiy View CLinic
Courtney Beaver	701 HOSPITAL Loop	Fairchild Afb	WA	99011	1497250211	AFB
Courtney Jankowski	326 S Stillaguamish Ave	Arlington	WA	98223	1063971455	CHCSC
Courtney Kennel	5920 100th St SW Ste 31	Lakewood	WA	98499	1912261447	Physicians Care Northwest - Lakewood
Courtney Tuegel	9600 Veterans Drive	Tacoma	WA	98493	1437549128	
Craig Barrow	212 E Central Ave #245	Spokane		99208		
Craig Bone	220 E Rowan Ste 100	Spokane		99207	1073668075	
Craig Karr	19245 7th Ave NE	Poulsbo	WA	98370	1225449861	The Doctors Clinic
Craig Mcgoran	17900 Talbolt Rd S Ste 102	Renton	WA	98055	1295744209	UW Medicine - Cornerstone Clinic
Craig Teveliet	815 K St	Hoquiam	WA	98550	1366411365	Family Practice Center of Grays?Harbor
Crenguta Stepan	3901 NE 4th St Suite # 105	Renton	WA	98056	1548422629	Highlands Primary Care
Cris Johnson	5130 Corporate Center Ct SE	Lacey	WA	98503	1144390261	Pioneer Family Practices
Cris Perez	1322 3rd St Se Ste 240	Puyallup	WA	98372	1366824914	Multicare
Cristina Covert	955 POWELL AVE SW SUITE A	Renton	WA	98057	1184640856	HealthPoint Administration
Cristina Palmer	4310 Colby Avenue Suite 203	Everett	WA	98203	1457645772	Providence Medical Group Urology - Everett
Culbert Serrano	16110 8TH AVE SW SUITE A2	Burien	WA	98166	1922038827	Frances Health System
Cullen Owen	1010 S Scheuber Rd Suite 3 and 4	Centralia	WA	98531	1790217776	
Curtis Fanta	32018 23rd Ave S	Federal Way	WA	98003	1164940680	
Curtis Reinke	405 BLACK HILLS LN SW STE C	Olympia	WA	98502	1609958271	Capital Medical Center
Cydne Marckmann	1322 3rd St. SE Unit 240	Puyallup	WA	98372	1578649679	Mulicare
Cynthia Desmond	11216 Sunrise Blvd E Ste 3 106	Puyallup	WA	98374	1245220003	Sound Family Medicine
Cynthia Edwards	1901 S Untion Ave Suite B-7005	Tacoma	WA	98405	1750302287	MultiCare Allenmore Family Medicine
Cynthia Garner	9230 Sky Island Drive E	Bonney Lake	WA	98391	1760573232	Franciscan Medical Clinic - Bonney Lake
Cynthia Greenlee	5455 Almira Dr NE	Bremerton	WA	98311	1740434547	Peninsula Community Health Services
Cynthia Hahn	212 E Central #360	Spokane		99208		
Cynthia Jensen	9600 Veterans Drive	Tacoma	WA	98493	1932149937	
Cynthia Lobe	1299 Bishop Rd	Chehalis	WA	98532	1932104700	Steck Memorial Clinic
Cynthia Mosbrucker	5801 Soundview Dr Ste 150	Gig Harbor	WA	98335	1467544460	Pacific Endometriosis and Pelvic Surgery
Cynthia Smyth	509 Olive Way 9th Floor	Seattle	WA	98101	1881681641	Polyclinic
Cynthia Taylor	14212 Ambaum Blvd. SW Suite 106	Burien	WA	98166	1841224102	Whole Family Health Care
Cynthia Whitney	150 Dennis St SW	Tumwater	WA	98501	1508817677	Tumwater Family Practice
Cynthia Wilson	201 TAHOMA BLVD SUITE 102	Yelm	WA	98597	1467683920	
Cynthia Wolfe	1603 Cooper Point Rd Noethwest	Olympia		98502	1235272634	
Cynthia Wornstaff	915 Anderson Drive	Aberdeen	WA	98520	1811271661	Grays Harbor Community Hospital
Cyrus Ghavam	16259 Sylvester Rd SW Suite 301	Burien	WA	98166	1023063989	
Dacotah Spurgeon	801 W 5th Ave Suite 323	Spokane	WA	99204	1902975097	
Dale Nelson	3909 10th St Se	Puyallup	WA	98374	1376856385	Sound Family Medicine
Dale Petersen	6002 North lidgerwood	Spokane	WA	99208	1740265941	Kaiser Permanente
Dale Raschko	105 W 8th Ave Ste 6080	Spokane	WA	99204	1497089056	Arthritis Northwest
Dale Smith	9600 Veterans Dr SW	Tacoma	WA	98493	1487752879	VA Puget Sound Healthcare System
Dalim Ki	16045 1st Ave S 1st Floor	Burien	WA	98148	1114396405	
Dan Welch	1750 112th Ave NE Ste D 258	Bellevue	WA	98004	1447360599	Swedish
Dan Wilcox	124 E Rowan Ave Suite 202	Spokane	WA	99207	1912900994	

Dana Fong	1007 39th Ave SE	Puyallup	WA	98374	1558511816	Kaiser Permanente Puyallup Medical Center
Dana Lynge	1660 S. Columbian Way	Seattle	WA	98108	1275639825	VA Puget Sound Health Care System
Dana Saunders	0	Renton	WA	0	1508061656	Family Practice Associates of Olympia
Dana Shuey	930 N Broadway	Everett	WA	98201	1225407562	Everett-College Medical
Dana Tell	1660 South Columbian Way	Seattle	WA	98108	1760587737	
Dane Bay	3021 Griffin Ave	Enumclaw	WA	98022	1346690625	
Dane Nimako	4040 S 188th St Ste 201	Seatac	WA	98188	1699120303	HealthPoint
Dang Do	17700 SE 272nd St STE 240	Covington	WA	98042	1891953766	MultiCare Clinic - Covington
Dangtuong Nguyen	0	Renton	WA	0	1538295688	Multicare - West Tacoma
Daniel Berjac	3901 Hoyt Everett	Everett	WA	98201	1669658662	The Everett Clinic
Daniel Brelsford	3901 NE 4th Street Suite 105	Renton	WA	98056	1033556873	UW Valley Medical - Highlands
Daniel Buffington	1200 112th NE Suite B100	Bellevue	WA	98004	1801022389	Swedish Bellevue Primary Care
Daniel Burnet	3915 Talbot Rd S Ste 401	Renton	WA	98055	1548828056	UW Medicine
Daniel Burns	904 7th Ave	Seattle	WA	98104	1689630063	The Polyclinic - Madison Center
Daniel Burris	24261 N US HIGHWAY 101	Hoodsport	WA	98548	1801277637	MGH Hoodsport Family Clinic
Daniel Carr	908 Jefferson St	Seattle	WA	98104	1114285707	Harborview Surgical Spine Clinic
Daniel Cevetello	127 N East Camano Drive Suite A	Camano Island	WA	98282	1538572151	Skagit Regional Clinics
Daniel Clerc	3021 Griffin Ave	Enumclaw	WA	98022		CHI Franciscan
Daniel Coffin	10330 Meridian Ave. N Suite 230	Seattle	WA	98133	1295170181	Northwest Hospital
Daniel Coughlin	9040 Jackson Ave	Tacoma	WA	98431	1629363213	Madigan Army Medical Center
Daniel Dami	605 E Holland Ave Ste 200	Spokane	WA	99218	1386636249	MultiCare Rockwood Northpointe Specialty C
Daniel Dibble	1117 N Evergreen Ste 2	Spokane Valley	WA	99216		
Daniel Dionne	820 S Mcclellan St Ste 200	Spokane	WA	99204	1386693307	Providence Medical Group - Spokane
Daniel Doan	1660 S COLUMBIAN WAY S-123-PCC	Seattle		98108	1235438730	VA Puget Sound Health Care System
Daniel Durris	24261 US-101	Hoodsport	WA	98548		
Daniel Flores	13221 E 32nd Ste 1	Spokane Valley	WA	99216	1326198037	
Daniel Fong	34512 South 16th Ave Suite A	Federal Way	WA	98003	1548642655	
Daniel Garcia	7438 S D Ave Ste A	Concrete	WA	98237	1124137997	Sea Mar Concrete Medical Clinic
Daniel Ginsberg	3124 S 19th St Ste 140	Tacoma	WA	98405	1841303740	MultiCare Allenmore Internal Medicine
Daniel Goodman	4201 Rucker Ave	Everett	WA	98203	1205909082	Everett-Central Medical
Daniel Graves	17900 Talbot Rd S Ste 101	Renton	WA	98055	1255365839	UW Medicine-Maranatha Clinic
Daniel Herman	3915 Talbot Road South	Renton	WA	98055	1205850369	Valley Family Medicine Clinic
Daniel Hesskamp	4815 N Assembly St	Spokane	WA	99205		
Daniel Jereza	10507 156th ST E Bldg B Ste G 112	Puyallup	WA	98374	1609980333	Madigan Army Medical Center
Daniel Kang	9040 Fitzsimmons Dr	Tacoma	WA	98431	1659532364	Madigan Army Healthcare
Daniel Katz	0	Renton	WA	0	1316087042	Daniel M. Katz D.O.
Daniel Kelley	3915 Talbot Rd S Ste 401	Renton	WA	98055	1275796641	Valley Medical Center
Daniel Kowals	202 Cullens Rd Yelm	Yelm	WA	98597	1669678207	Sea Mar Yelm Medical Clinic
Daniel Krebs	1708 E 44th St	Tacoma	WA	98404	1467766782	Eastside Medical Clinic
Daniel Larimer	1326 N Stanford Ln	Liberty Lake	WA	99019	1346645298	Multicare Rockwood Liberty Lake Clinic
Daniel Lazar	1560 N 115th st	Seattle	WA	98133	1023074689	
Daniel Letinsky	7203 129th Ave SE Suite 100	Newcastle	WA	98056	1366605651	Valley Family Medicine Clinic
Daniel Low	200 S 2ND ST	Renton	WA	98057	1801328919	
Daniel Nehls	1608 South J Street Fifth Floor	Tacoma	WA	98405	1194743732	Franciscan Neurosurgery Associates at St. Jo
Daniel Nelson	12911 120th Ave NE Suite H-210	Kirkland		98034	1205878469	ProOrtho
Daniel Randolph	9631 N Nevada St Suite 101	Spokane		99218	1205838992	
Daniel Rona-Hartzog	104 W 5th Ave Suite 200W	Spokane	WA	99204	1376906941	Providence Family Medicine North Spokane C
Daniel Roquiz	265 W Prairie Shopping Center	Hayden	ID	83835	1295041986	FMC Hayden Office
Daniel Schmidt	730 N Hamilton Ave	Spokane	WA	99202	1518994946	Champions Sports&Occupational Medicine
Daniel Shelton	30809 1st Ave S	Federal Way	WA	98003	1134151038	Franciscan Medical Clinic - Federal Way
Daniel Sim	4815 N Assembly St	Spokane	WA	99205	1932140290	Mann-Grandstaff VA Medical Center

Daniel Smith	4903 108th St SW	Lakewood	WA	98499	1790101616	The Home Doctor
Daniel Stein	1620 Cooper Point Rd SW	Olympia	WA	98502	1497018055	West Olympia Family Medicine
Daniel Stephenson	4455 Cordata Pkwy	Bellingham	WA	98226	1225044381	Sea Mar Bellingham Medical Clinic
Daniel Stoop	9001 N Country Homes Blvd	Spokane	WA	99218	1780680173	Multicare Rockwood North Clinic
Daniel Troupe	5921 N Market St	Spokane	WA	99208	1023211729	CHAS Health
Daniel Wells	3908 10th St SE	Puyallup	WA	98374	1548340375	
Daniel Wingo	9040A Jackson Ave	Tacoma	WA	98431	1871975052	Madigan Armu Medical Center
Daniel Yang	9631 N Nevada St 300	Spokane	WA	99218	1649372756	
Daniela Sorokovska	939 Mountain View drive Suite 100	Shelton	WA	98584	1003028705	MGH Shelton Family Medicin
Danielle Daehnke	320 South Kitsap Blvd	Port Orchard	WA	98366	1144505991	Peninsula Health Community Services
Danielle Debelak	17638 140th Avenue NE	Woodinville	WA	98072	1063598811	UW Neighborhood Woodinville Clinic
Danielle Ellzey	9040 JACKSON AVE Health System	Tacoma	WA	98433	1780184291	Army Medicine-fort Lewis Madigan Ob
Danielle Rosser	15418 Main St	Mill Creek	WA	98012	1558773598	
Danielle Yee	4800 College Street SE	Lacey	WA	98503	1689058075	Providence Medical Group
Danny Kim	121 N Division Street Suite 202	Auburn	WA	98001	1013125046	MultiCare Auburn General Surgery
Dara Carlson	4245 Roosevelt Way NE	Seattle	WA	98105	1588067433	UW Medicine-Roosevelt
Dara Jolly	3915 Talbot Rd S	Renton	WA	98055	1255549507	UW Medicine
Darcie Adams	10004 204th Ave E	Bonney Lake	WA	98391	1518950047	Sound Family Medicine - Bonney Lake
Darin Blackburn	11216 Sunrise Blvd E Ste 3 106	Puyallup	WA	98374	1629011010	Sound Family Medicine
Darin Eckert	0	Renton	WA	0	1073515458	Moran Prairie Mulit Care
Darren Cuevas	939 Mountain View Drive Suite 100	Shelton	WA	98584	1023497310	Mason General Shelton Family Medicine
Darren Swenson	1201 Pacific Avenue Ste 600	Tacoma	WA	98402	1942274170	Manor Care of Tacoma
Darshana Chadda Dettm	606 oakesdale Ave Sw Ste C200	Renton	WA	98057	1194920140	Visiting Physicians Association
David Adam	9040 Fitzsimmons Dr	Tacoma	WA	98431	1528128386	Madigan Army Medical Center
David Anderson	939 Mountain View Drive Suite 100	Silver Creek		98585	1780909556	
David Applebury	624 E Front Ave	Spokane	WA	99202	1760845234	Providence Internal Medicine
David Baum	4011 Talbot Rd Suite 300	Renton	WA	98055	1770986739	Airrosti
David Benson	1603 South 3rd Street	Mount Vernon	WA	98273	1629057278	
David Borg	120 W Mission Ave	Spokane	WA	99201	1639527898	Spokane Falls Family Clinic
David Brent Mccaleb	PO BOX 5127	Everett	WA	98206	1710332259	
David Brown	34503 9th Ave. S. Suite 230	Federal Way	WA	98003	1912955063	
David Call	9600 Veterans Drive	Tacoma	WA	98493	1982076170	
David Cassidy	669 Woodland Square Loop SE	Lacey	WA	98503	1417975988	SeaMar Lacey
David Caulfield	273 Sussex Ave E	Tenino	WA	98589	1851446553	Valley View Health Center
David Chambers	920 W Ironwood Dr #101	Coeur D Alene	ID	83814	1700857729	
David Chan	604 NW RICHMOND BEACH RD	Shoreline	WA	98177	1144648148	
David Chang	17700 SE 272nd St STE 240	Covington	WA	98042	1720003114	MultiCare Clinic - Covington
David Cline	24080 SE KENT KANGLEY RD	Maple Valley	WA	98038	1205855087	Multicare Clinic- Maple Valley
David Colvin	39 Shortcut Rd	Inchelium	WA	99138	1629544457	Lake Roosevelt Community Health Centers
David Congdon	2512 Wheaton Way	Bremerton	WA	98310	1841271236	Harrison HealthPartners CHI Franciscan Heal
David Coons	3124 South 19th St suite 340	Tacoma		98405	1215956024	Multicare Orthopedics and Sports Medicine
David Cooper	300 Ocean Avenue	Raymond	WA	98577	1104837574	Valley View Health Center Raymond
David Eki	923 Auburn Way N	Auburn	WA	98002	1215438221	
David Ellis	530 NE Kresky Ave Suite C	Chehalis	WA	98532	1184711426	
David Escobar					1639432537	
David Escobedo	9040 JACKSON AVE	Tacoma	WA	98431	1396701868	
David Estroff	1202 Martin Luther King Jr. Way	Tacoma	WA	98405	1639159981	Community Health Care
David Farrell	3707 PROVIDENCE POINT DR SE STE G	Issaquah	WA	98029	1821173279	Lakeside Family Physician
David Feldman	24920 104th Ave SE	Kent	WA	98030	1528592987	
David Fischer	1215 N McDonald Rd Ste 101	Spokane Valley	WA	99216	1477730901	Spokane Internal Medicine
David Gent	900 Sheridan Road Suite 101	Bremerton	WA	98310	1205818069	Kitsap Foot and Ankle Clinic

David Gillingham	1620 Cooper Point Rd Sw	Olympia	WA	98502	1376617159	Providence Medical Group
David Glenn	1300 E Mullan Ave Suite 1300	Post Falls	ID	83854	1619381852	Kootenai Clinic - Family Medicine
David Gordon	930 N Broadway	Everett	WA	98201	1457410110	Community Health Care Everett-College Clin
David Gruber	105 W 8th Ste 200W	Spokane		99204	1700824554	Inland Neurosurgery and Spine
David Hudon	212 E Central Ave	Spokane	WA	99208	1366862369	Providence Medical Group
David Janeway	875 Wesley Street Suit 250	Arlington	WA	98223	1821177437	Whitehorse Family Medicine
David Jimenez	9710 State Ave	Marysville	WA	98270	1679732879	Sea Mar Marysville Medical Clinic
David Kennel	5921 100th St SW Ste 31	Lakewood	WA	98499	1952345563	Physicians Care Northwest - Lakewood
David Lar	10510 Gravelly Lake Dr SW	Tacoma	WA	98402	1962636845	
David Larson	1675 SW Marlow Ave Ste 202	Portland	OR	97225	1992798599	Prestige Post Acute and Rehab Center Centra
David Lessman	4011 Talbot Rd S Suite 300	Renton	WA	98055	1558527143	
David Lindgren	1008 S 38th Ave	Yakima		98902	1861513426	
David Lindstrom	4225 Hoyt Ave Suite D	Everett	WA	98203	1902852569	
David Little	2690 NE Kresky Ave	Chehalis	WA	98532	1992749915	Valley View Health Center
David Lowery	4033 Talbot Rd S Ste 520	Renton	WA	98055	1205082856	Neurosurgery Clinic&Spine Center
David Lu	1660 S Columbian Way	Seattle	WA	98108	1225014640	VA Puget Sound Healthcare Systems
David Lundin	4033 TALBOT RD S STE 520	Renton	WA	98055	1790722692	Valley Medical Center Neurosurgery
David McIntire	1 BOONE RD	Bremerton	WA	98312	1346693603	NAVAL HOSPITAL
David Overton	300 Lilly Road NE Suite C	Olympia	WA	98506	1851307003	Advanced Pain Care PS
David Patterson	751 Northeast Blakely Drive	Issaquah	WA	98029	1861539520	Swedish Gastroenterology - Issaquah
David Ramey	16528 East Desmet Court Suite B2100	Spokane Valley	WA	99216	1578771853	Providence Neurology - Spokane Valley
David Rich	202 North Division St Plaza 2 Suite 402	Auburn	WA	98001	1134158694	MultiCare Auburn Family Medicine
David Russell	7 deye LN	Eastsound	WA	98245		
David Schumer	125 3rd St NE #403	Auburn	WA	98002	1407895220	David Schumer Family Medicine
David Shipowick	3010 S SOUTHEAST BLVD Suite A	Spokane	WA	99223	1295756930	Columbia Medical Associates-South Hill
David Stackhouse	2000 W Marine View Dr	Everett	WA	98207	1669446639	NHCL Everett
David Stoller	3125 COLBY AVE SUITE J	Everett		98201	1467525246	
David Su	1717 13th Street Suite 401	Everett	WA	98201	1083863005	
David Sweiger	27203 216th Ave SE	Maple Valley	WA	98038	1811903685	UW Lake Sawyer Clinic Primary Care
David Vanos	5633 N Lidgerwood	Spokane		99207		
David Vetter	209 MARTIN LUTHER KING JR WAY	Tacoma	WA	98405	1639127228	
David Ward	546 N Jefferson Lane Ste 200	Spokane	WA	99201	1740452721	Kaiser Permanente Kendall Yards
David White	1660 S. Columbian Way	Seattle	WA	98108	1881654713	VA Puget Sound Health Care System
Dawn Ann Mickelson	2214 E 29th Ave	Spokane	WA	99203		
Dawn Kopp	105 W 8th Avenue Suite 6020	Spokane	WA	99204	1053639989	Northwest Ob-Gyn PS
Dawn Mattison	605 E Holland Ave Suite 200	Spokane	WA	99218	1598104804	Multicare- Rockwood Northpointe Specialty C
Dean Chier	2611 NE 125TH ST STE 90	Seattle	WA	98125	1962564724	
Dean Cranney	2214 E 29th Ave	Spokane	WA	99203	1043202021	Multicare Rockwood Clinic
Dean Nair	4112 Harbour Pointe Boulevard Sw St	Mukilteo	WA	98275	1639481500	Providence Medical Group
Dean Sparks	14401 E Sprague Ave	Spokane Valley	WA	99216	1952312217	Kaiser Permanente Verdale Medical Center
Dean Steel	209 MAIN AVE S SUITE 115 NORTH BEN	North Bend		98045	1467413161	
Dean Steele	209 MAIN AVE S SUITE 115	North Bend	WA	98045	1467413161	Meadowbrook Urgent Care
Dean Williams	220 Unity Street	Bellingham	WA	98225	1760490882	
Debbie Tillman	1100 Wheaton Way	Bremerton	WA	98310		
Debbie Turner	225 176th St S	Spanaway	WA	98387	1679972533	Multicare Clinic - Spanaway
Deborah Brunner	9800 4th Ave NE	Seattle	WA	98115	1699827915	Kaiser Perm-Northgate Medical Center
Deborah Cavaliere	1813 Sumner Ave	Aberdeen	WA	98520	1881766699	
Deborah Greenberg	4245 Roosevelt Way NE	Seattle	WA	98105	1912083726	UW Medicine-Roosevelt
Deborah Hoenig	14916 Washington Avenue SW	Lakewood	WA	98498	1508222019	
Deborah Montowski	1200 E Columbia Ave	Colville	WA	99114	1093703100	
Deborah Pavich	939 Mountain View Drive Suite 100	Shelton	WA	98584	1255602199	Mason General Shelton Family Medicine

Deborah Shields	2030 Benson Rd	Point Roberts	WA	98281	1770984346	Supertrack Point Roberts Clinic
Deborah Wiser	817 S Perry Suite B	Spokane	WA	99202	1467627430	CHAS
Debra Berger	15214 Canyon Rd E	Puyallup	WA	98375		CHI Franciscan
Debra Cole	10414 W Hwy 2 Ste 11	Spokane	WA	99224	1467624155	MultiCare Rockwood Airway Heights Clinic
Debra Fischer	0	Renton	WA	0	1598743106	Seattle Indian Health Board
Debra Glasser	9600 Veterans Dr SW	Tacoma	WA	98493	1700956232	VA Puget Sound Healthcare System
Debra Gore	322 West N River Dr	Spokane	WA	99201	1306984646	Kaiser Permanente Riverfront Medical Center
Debra Kraft	720 S 320TH ST STE E	Federal Way	WA	98003	1902821234	Asio Family Care
Debra Newby	931 S Market Blvd	Chehalis	WA	98532	1801802707	
Debra Simpson	9600 Veterans Dr SW	Tacoma	WA	98493	1992863807	VA Puget Sound Healthcare System
Debra Stimpson	624 E Front Ave	Spokane	WA	99202	1720010028	Providence Family Medicine Residency Clinic
Deeanna Maughan	1019 112th St SW	Everett	WA	98204	1316207707	
Deepika Arora	1901 S Cedar St Suite 201	Tacoma	WA	98405	1053689455	MultiCare Rheumatology Specialists
Deepti Paturi	700 Lilly Road NE	Olympia	WA	98506	1609139260	
Deevya Narayanan	9600 Veterans Drive	Tacoma	WA	98493	1033461371	
Delia Viisoreanu	33501 1st Way S	Federal Way	WA	98003	1033348602	Virginia Mason-Federal Way Clinic
Demery Paladichuk	31 NE State Route 300 Suite 200 Bel	Belfair	WA	98528	1073002572	Peninsula Community Health Services
Denis Harlock	830 Ball St	Vancouver	WA	98683	1164532941	PeaceHealth Medical Group
Dennis Galvon	4423 Point Fosdick Dr. #212	Gig Harbor	WA	98335	1295862159	Dr. Dennis Galvon
Dennis Haack	10521 Meridian Ave N	Seattle	WA	98133	1417052648	Neighborcare Health at Lake City
Dennis Kim	11306 Bridgeport Way AW	Lakewood	WA	98499	1669586087	Puget Sound Pain Clinic-Lakewood
Dennis Mann	16410	Arlington	WA	98223		
Dennis Nagy	19200 N Kelsey St	Monroe	WA	98272	1821199134	Providence Clinic - Monroe
Dennis Rochier	5486 Harbor Avenue	Freeland	WA	98249	1528175973	WhidbeyHealth Primary Care
Dennis Stumpp	3600 Lind Ave Sw Ste 170	Renton	WA	98055	1336158393	UW Medicine
Depen Patel	1202 Martin Luther King Jr Way	Tacoma	WA	98405	1336559079	Community Health Care
Derek Hennessy	322 West N River Dr	Spokane	WA	99201	1073685285	Kaiser Permanente Riverfront Medical Center
Derek Hoopes	615 Lilly Rd Ste 100	Olympia	WA	98506	1679769913	
Derick Potter	2690 NE Kresky Ave	Chehalis	WA	98532	1811355803	Valley View Health Center
Desiree White	5700 100TH ST SW STE 510	Lakewood		98499	1306855952	
Devin Jordan	9600 Veterans Drive	Tacoma	WA	98493	1285115915	
Devin Sawyer	5130 Corporate Center Ct SE	Lacey	WA	98503	1497756308	Pioneer Family Medicine
Devin Schock	14410 SE Petrovitsky Rd Ste 104	Renton	WA	98058	1649617382	UW Valley Medical - Fairwood
Dexter Preugschat	316 W Boone Ste 757	Spokane	WA	99201	1306158779	
Dhiren Ajudia	148 Park Ave N	Renton	WA	98057	1043235872	Allcare Medical Clinic
Dhruva Gulur	400 S 43Rd St	Renton	WA	98055	1649407016	Valley Medical Center ED
Diana Chia	11225 Pacific Ave S	Tacoma	WA	98444	1336524503	Community Health Care
Diana Currie	525 LILLY RD NE	Olympia	WA	98506	1942371828	Providence East Olympia Family Medicine
Diana Ferdana	904 7TH AVE SEATTLE WA	Seattle		98104	1922212547	
Diana Huang	1401 Madison St Suite 100	Seattle	WA	98104	1720519374	Swedish Family Medicine
Diana Kao	13231 Se 36th St Ste 110	Bellevue	WA	98006	1548346711	UW Medicine
Diana King	4215 49th Ave NE	Tacoma	WA	98422	1144312729	MultiCare Clinic Northshore
Diana Schott	19917 7th Avenue Suite 205	Poulsbo	WA	98370	1487691945	Peninsula Community Health Services - Poulsbo
Diana Velikova	3920 Capital Mall Dr SW 200	Olympia	WA	98502	1841295615	Providence Medical Group Hawks Prairie Inte
Diane Ames	5602 Ruddell Rd Se	Lacey	WA	98503	1932653052	Lacey Medical Clinic
Diane Bai	1112 6TH AVE STE 200	Tacoma	WA	98405	1932145646	Franciscan Digestive Care Associates - Tacor
Diane Beernink	5921 N Market St	Spokane	WA	99208	1003845082	CHAS Health - Market St Clinic
Diane Crum	118 Washington Ave N PO Box 1060	Eatonville	WA	98328	1922651652	
Diane Kaplan	1400 N LAVENTURE RD	Mount Vernon	WA	98273	1336291830	Sea Mar Mount Vernon Medical Clinic
Diane Levitan	315 Martin Luther King Jr Way	Tacoma	WA	98405	1134204944	MultiCare Regional Cancer Center
Diane Scheer	537 BERGEN ST #4L	Brooklyn	NY	11217	1811143712	

Dianna Kaiser	0	Renton	WA	0	1962516377	MGH Family Health Ankle and Foot Clinic
Dianna Roberts	11225 Pacific Ave S	Tacoma	WA	98444	1134166168	Franciscan Medical Clinic - Lakewood
Dianne Avey ARNP	4401 Brideport Way W	University Place	WA	98466	1740215755	University Place Family Care
Dianne Kutzke	2420 S Union Ave. Suite 300	Tacoma	WA	98405	1750363628	MultiCare Tacoma Central Primary Care
Diem Phuong Tran	1019 112th St Sw	Everett	WA	98204	1053547232	Community Health Center Everett-South Med
Dieter Eppel	24080 SE Kent-Kangley Rd.	Maple Valley	WA	98038	1861532764	MultiCare Maple Valley Clinic
Dimple Sahay	220 15th Ave SE	Puyallup	WA	98372	1295932150	Pacific Medical Centers
Dina Tuyetloan	4033 Talbot Rd S STE 570	Renton		98055	1457367997	
Dina Tuyetloan Nguyen	3915 Talbot Rd S STE 200	Renton	WA	98055	1457367997	UW Medicine Cascade Clinic
Dinelle Pineda	550 16TH AVE STE 100	Seattle		98122	1972720043	Swedish Family Medicine - Cherry Hill
Dinh Tran	3021 Griffin Avenue	Enumclaw	WA	98022	1992091235	CHI Franciscan
Dirk Sypherd	910 W. 5th Ste 801	Spokane		99204		
Divya Parihar	233 2nd Ave S.	Kent	WA	98032	1699087098	Sea Mar Kent Medical Clinic
Do Andrea May	817 S Perry Ste B	Spokane	WA	99202	1769993737	
Doctor Pham	30809 Ave South	Tacoma		98405		
Dolly Lent	3920 Capital Mall Dr SW Ste 200	Olympia	WA	98502	1619979598	Olympia Family and Internal Medicine
Dominika Jegen	4111 194TH ST SW	Lynnwood	WA	98036	1023528155	
Donald Allison	745 Williams St	Mossyrock	WA	98564	1467439414	Arbor Health Mossyrock
Donald Andrew Loomis	2517 N Washington	Tacoma	WA	98406	1700835329	Doctors Office
Donald Baumer	2603 Bridgeport Way W STE F	University Place	WA	98466	1740615749	
Donald Brunk	220 Unity St	Bellingham	WA	98225	1740270131	Unity Care NW
Donald Dillinger	10333 19th Ave SE Suite 103	Everett		98208	1790784114	
Donald Lee	11307 Bridgeport Way S.W. Suite 200	Lakewood	WA	98499	1720094675	Franciscan Medical Clinic-Lakewood
Donald Lynch	125 16th Ave E	Seattle	WA	98112	1255549242	Kaiser Permanente - Capitol Hill
Donald Novey	20730 Bond RD NE STE	Poulsbo	WA	98370	1659397701	
Donald Sharman	2256 Colchester Drive PO Box 689	Manchester	WA	98353	1851331318	Kitsap Medical Group
Donald Sinden	11216 Sunrise Blvd E Ste 3-106	Puyallup	WA	98374	1316922735	Sound Family Medicine - Puyallup
Donella Young	100 3rd St Ste 1	Davenport	WA	99122	1073554119	North Basin Medical Clinics
Donna Henry	401 S MAIN AVE DEER PARK	Deer Park	WA	99006	1972939114	CHAS Health - North Valley Clinic
Donna Horton	2508 Wheaton Way	Bremerton	WA	98310	1033645049	Peninsula Community Health Services
Donna Hunt	820 S. McClellan St. Suite 200	Spokane	WA	99204	1013949296	Providence Internal Medicine - Spokane
Donna Landry	1603 Cooper Point Rd Nw	Olympia	WA	98502	1366523490	Oly Med Family
Donna Lee	1830 Bickford Ave Suite 211	Snohomish	WA	98290	1730712779	
Donna Lerma	1 Boone Road	Bremerton	WA	98312	1972589877	Naval Medical
Donna Longpre	1414 N VERCLER RD STE 2	Spokane Valley		99216	1093836850	
Donnaville Ortiz	2508 Wheaton Way	Bremerton	WA	98310	1609991926	Peninsula Community Health Services
Doria Narively	4111 194th St Sw	Lynnwood	WA	98036	1619396389	Community Health Center Lynnwood Medica
Doris Rosellini	7900 Talbot Rd S Ste 102	Renton	WA	98055	1730193012	
Dorothy Daniel					1952804353	
Doug Kim	31830 PACIFIC HWY S SUITE D	Federal Way	WA	98003	1720087067	Sound Medical Center Inc
Douglas Aguirre	1202 Martin Luther King Jr Way	Tacoma	WA	98405	1548618432	Community Health Care
Douglas Bell	9505 Steele St S	Tacoma	WA	98444	1487786653	Tacoma South Medical Center
Douglas Berger	1660 South Columbian Way	Seattle	WA	98108	1295748762	VA Puget Sound Primary Care Clinic
Douglas Dightman	0	Renton	WA	0	1538355938	MGH Shelton Family Medicin
Douglas D'Jang	1412 Sw 43rd St Ste 315	Renton	WA	98057	1851313761	Concerto Health
Douglas Hammerstrom	1212 N Pines Rd	Spokane Valley	WA	99206	1316998354	Providence Family Medicine - North Pines
Douglas Linford	566 W Prairie Ave	Coeur D Alene		83815	1821180134	
Douglas Louie	12157 Pacific Ave S	Tacoma	WA	98444	1821190018	Douglas H. Louie M.D PHD. P.S. Family Pract
Douglas Mcinnis	850 W IRONWOOD DR SUITE 202	Coeur D Alene	ID	83814	1326151150	
Douglas McMahon	2841 AVENUE G SUITE 100	White City	WA	97503	1568555001	
Douglas Mcmillen	23320 Hwy 99	Edmonds	WA	98026	1093721508	Community Health Center of Snohomish Cou

Douglas Nicholson	315 W Dalton Avenue	Coeur D Alene	ID	83815	1538233796	Northwest Family Medicine - CDA
Douglas Tanner	1803 W Maxwell Ave	Spokane	WA	99201	1063899185	The Native Project
Douglas Taylor	PO Box 368	Olympia	WA	98507	1124271077	Westside Medical Center
Douglas Trotter	629 Avenue D	Snohomish	WA	98290		
Douglas White	118 N LEWIS ST SUITE 111	Monroe	WA	98272	1922146026	
Drostan Baker	2207 N Molter Rd #203	Liberty Lake	WA	99019	1467689166	Kootenai Clinic Family Medicine - Hayden
Duncan Lahtinen	220 E Rowan Ste 300	Spokane	WA	99207	1407877491	The Doctors Clinic
Duong Duong	PO BOX 98886	Lakewood	WA	98496	1831154293	
Duong Than	1000 S Scheuber Rd	Centralia	WA	98531	1558625897	Providence Medical Group
Dustin Reed PA-C	1412 SW 43rd Street Suite 110	Renton	WA	98057	1437466604	Washington Center for Pain Management
Ebony Graham	15812 East indiana Ste 200	Spokane Valley	WA	99216	1336629518	CHAS
Eddie Espanol	3124 S 19th St Ste C200	Tacoma	WA	98405	1497074314	Multicare Health System
Eddie Wang	9600 Veterans Dr SW	Tacoma	WA	98493	1679741581	VA Puget Sound Healthcare System
Edgar Figueroa	905 E D street	Deer Park		99006	1487650883	Deer Park Family Care Clinic
Eduardo Cuevas	4905 108th St SW	Lakewood	WA	98499	1831163294	Adult Medicine Associates
Eduardo Duquez	3021 Griffin Ave.	Enumclaw	WA	98022	1285079145	Franciscan Medical Clinic - Enumclaw
Eduardo Garza	4207 Kitsap Way	Bremerton	WA	98312	1225471303	
Edward Bahk	19200 N Keley Street	Monroe	WA	98272	1184812273	Providence Health&Services
Edward Bednarz	1660 S. Columbian Way	Seattle	WA	98108	1043303522	VA Puget Sound Health Care System
Edward Boyko	1660 S COLUMBIAN WAY # S-111PCC	Seattle	WA	98108	1831295401	
Edward Cates	5130 Corporate Center Ct. SE	Lacey	WA	98503	1730231127	Pioneer Family Practice LLC
Edward Davila	22000 Marine View Dr S Ste 100	Des Moines	WA	98198	1972545143	Franciscan Medical Clinic - Des Moines
Edward Dy	1321 SE 36th St Ste 110	Bellevue	WA	98006	1790771947	UW Neighborhood Factoria Clinic (Closed)
Edward Hartzler	16233 SYLVESTER RD SW SUITE 210	Burien	WA	98166	1609809748	Edward W Hartzler Inc Ps
Edward Jansen	2555 Marvin Road Northeast	Lacey	WA	98516	1972537918	Providence - Hawks Prairie Internal Medicine
Edward Lee	2902 164TH ST SW BLDG E1	Lynnwood	WA	98087	1033134267	Providence Medical Group Lynwood Clinic
Edward Simon	25989 BARBER CUT OFF RD NE SUITE A3	Kingston	WA	98346	1396723466	Swedish Kingston Primary Care
Edward Smith	915 NE Valley Rd	Pullman	WA	99163	1760577308	
Edward Wakatake	1007 39th Ave Se	Puyallup	WA	98374	1447284492	Kaiser Permanente
Edwin Kwon	5006 Center Street Suite R	Tacoma	WA	98409	1487097846	Iora Primary Care - Central Tacoma
Edwin Melendez II	4112 Harbour Pointe Blvd SW	Mukilteo	WA	98275	1568854370	
Efren Caratao Jr	10413 SE 244th St	Kent	WA	98030	1366502601	EASTHILL MEDICAL CLINIC
Eiko Klimant	3700 Pacific Hwy E Ste 100	Fife		98424	1154354967	
Eileen Bailey	1100 9th Ave C8 GIM	Seattle	WA	98101	1194822254	Virginia Mason Hospital & Seattle Medical Ce
Eileen Bennhoff	1660 S. Columbian Way S.	Seattle	WA	98108	1528012689	
Ekaterina Kraeva	624 E Front Ave	Spokane	WA	99202	1326571746	Spokane Teaching Health Center
Elaine Henriksen	1660 South Columbian Way	Seattle	WA	98108	1821394107	VA Puget Sound Health Care System
Elanor Walker	220 Unity St	Bellingham	WA	98225		
Eleanor Bly	23320 Hwy 99	Edmonds	WA	98026	1265675508	Community Health Center of Snohomish Cou
Eleanor Walker	220 Unity St	Bellingham	WA	98225	1073997458	
Elena Derkits	1660 S. Columbian Way	Seattle	WA	98108	1346637782	VA Puget Sound Health Care System
Elena Robinson					1649314022	
Elinor Jordan	120 PEAR ST NE	Olympia	WA	98506	1467570457	
Elisa Apostle	4400 37th Ave South	Seattle	WA	98118	1639628878	Neighborcare Health
Elisa Esper	2512 Wheaton Way Suite B	Bremerton	WA	98310	1073754040	Franciscan-Harrison Health Partners Primary
Elisa Williams	16110 8th Ave SW STE A2	Burien	WA	98148	1184799074	Franciscan Medical Clinic - Burien
Elisabeth Gehringer	220 Unity Street	Bellingham	WA	98225	1104277375	
Elisabeth Golden	27500 168th PL SE	Covington	WA	98042	1104048180	UW Medicine - Covington Clinic South
Elisabeth Hansen	1810 State Highway 508	Onalaska	WA	98570	1356727069	Valley View Health Center
Elisabeth Mahmud	23745 225TH WAY SE SUITE 201B	Maple Valley		98038	1063961373	
Elisabeth Mccrery	3425 Ensign Rd NE	Olympia	WA	98506	1730607664	Family Medicine Clinic

Elisabeth Poorman	23213 Pacific Highway S	Kent	WA	98032	1720425259	
Elise Gelston	1019 112th St Sw	Everett	WA	98204	1427411834	CHCSC
Elisha Mvundura	1000 S Scheuber Rd	Centralia	WA	98531	1083872410	
Elissa Freundenberg	1921 Summer Ave	Aberdeen		98520	1396040770	
Eliza Hutchinson	2101 E Yesler Way	Seattle	WA	98122	1295950467	
Elizabet Figueroa	615 Lilly Rd NE Suite 220	Olympia	WA	98506	1659472504	Providence Neurosurgery Clinic
Elizabeth Ann Paesch	2505 2nd Ave Ste 200	Seattle	WA	98121	1346409042	UW Medicine
Elizabeth Culliton	9245 Rainier Ave S	Seattle	WA	98118	1780109959	
Elizabeth Eaman	23213 Pacific Hwy S	Kent	WA	98032	1194950188	UW Neighborhood Kent
Elizabeth Friesema	1708 E 44th St	Tacoma	WA	98404	1992977763	Community Healthcare
Elizabeth Gabay	220 UNITY ST	Bellingham	WA	98225	1932127222	
Elizabeth Gilroy	16528 Desmet	Spokane Valley	WA	99216	1386006427	Providence Medical Group
Elizabeth Goldberg	10330 Meridian Ave N Ste 230	Seattle	WA	98133	1538601927	UW Medicine
Elizabeth Hague	1620 Cooper Point Road Southwest	Olympia	WA	98502	1770180689	
Elizabeth Harris	0	Renton	WA	0	1700221504	HealthPoint - Auburn
Elizabeth Hedden	3016 E 57th Ave Ste 27	Spokane	WA	99223	1780789149	Multicare
Elizabeth Hersch	9600 Veterans Drive	Tacoma	WA	98493	1043281439	
Elizabeth Jansen	16528 Desmet Ct	Spokane Valley	WA	99216	1013086693	Providence Family Medicine-Spokane Valley
Elizabeth Jones	1212 N Pines Rd	Nine Mile Falls	WA	99026	1235580630	Providence Health Services
Elizabeth Jones	3501 Shelby Rd Ste B	Lynnwood	WA	98087	1952844987	Family Medicine Lake Serene
Elizabeth LEHMANN-TAYLOR	5708 E LAKE SAMMAMISH PKWY SE	Issaquah	WA	98029	1881875144	Overlake Medical Clinics Primary Care
Elizabeth Loft	26401 PACIFIC HWY S STE 101	Des Moines	WA	98198	1558707760	
Elizabeth Martin	626 N. Mullar Road #16	Spokane Valley	WA	99206	1982933792	Columbia Medical Associates
Elizabeth Montgomery	1322 3rd street SE	Puyallup	WA	98372	1184241416	
Elizabeth Muzik	16703 SE McGillivray Blvd	Vancouver	WA	98683	1326248436	
Elizabeth O'KANE	1355 N 205th St	Shoreline	WA	98133	1063598787	UW Medicine Shoreline Clinic
Elizabeth Renae Angstrom	125 16TH AVE E CSB 160	Seattle		98112	1144596313	
Elizabeth Scott	26401 Pacific Highway S Ste 101	Des Moines	WA	98198	1073033965	Healthpoint
Elizabeth Serdar	4001 Harrison Ave NW	Olympia	WA	98502	1629325204	Heritage Family Medicine
Elizabeth Siegel	4816 She-Nah-Num Dr. SE	Olympia	WA	98513	1295887461	
Elizabeth Spokoiny	801 SW 16th ST STE 121	Renton	WA	98057	1356724579	
Elizabeth Taylor-Hui	1299 Bishop Road	Chehalis	WA	98532		
Elizabeth Teeling	1057 12th Ave	Longview	WA	98632	1972970010	Cowlitz Family Health center
Elizabeth Turner	5901 N Lidgerwood St Ste 128	Spokane	WA	99208	1457363269	Elizabeth Turner MD
Elizabeth Wahl	1660 S Columbian Way	Seattle	WA	98108	1215100557	VA Puget Sound Health Care System
Elizabeth Wood	301 S 320th St	Federal Way	WA	98003	1376782763	Kaiser Permanente Federal Way Medical Cen
Elizabeth Wytychak	200 S 2nd St	Renton	WA	98057	1861748832	HealthPoint Renton
Ella Bostanjian	617 5th Ave S	Edmonds	WA	98020	1871735647	Edmonds Health Clinic
Ellen Abell	220 15th Ave Se Ste B	Puyallup	WA	98372	1093196701	Multicare
Ellen Kim	19200 N Kelsey St	Monroe	WA	98272	1124024229	Providence Medical Group
Ellen Martin	122 Washington Ave S	Orting	WA	98360	1538685110	Medical Center of Orting Inc
Ellen Rak	1400 N LAVENTURE RD	Mount Vernon		98273	1538211016	
Elliot Kalauawa	277 Ohua Ave Honolulu	Honolulu	HI	96815	1144202870	Ohua Clinic
Elliott Twiggs	17638 140th Ave. NE	Woodinville	WA	98072	1396164851	
Eloi Hoopman	1322 3rd St. SE	Puyallup	WA	98372	1629204557	
Elva Brings	8815 S Tacoma Way Suite 115	Lakewood	WA	98499	1386727246	ConcertoHealth Lakewood
Elvira Kadyrova	525 LILLY RD NE STE 250	Olympia	WA	98506	1386932580	Olympia Primary Care
Emad Girgis	122 Washington Ave S	Orting	WA	98360	1235146077	MultiCare Medical Center of Orting
Emerisse Shen	1410 Broadway	Everett	WA	98201	1255645701	
Emi Hosoda	1427 Jefferson Ave Suite 102	Enumclaw	WA	98022	1104994250	Women's Health Focus
Emilia Parrott	1708 E 44th St	Tacoma	WA	98404	1114272473	Eastside Medical Clinic

Emily April	433 E 8th Street	Port Angeles	WA	98362	1598733883	OMP Primary Care Clinic - 8th & Vine
Emily Ashbaugh	550 16TH AVE SUITE 400	Seattle	WA	98122	1013201979	
Emily Bainwol	3915 Talbot Road South Suite 401	Renton	WA	98055	1770066979	Valley Family Medicine
Emily Balser	911 N Kent Place	Renton	WA	98057	1225073158	Swedish
Emily Benson	1608 S. J St. 3rd Floor	Tacoma	WA	98405	1356783385	Franciscan Medical Clinic at St. Joseph
Emily Colgate	15812 E Indiana Ave	Spokane Valley	WA	99216	1699021980	CHAS Health - Valley Clinic
Emily Conway	2508 Wheaton Way	Bremerton	WA	98310	1255952701	
Emily Hall	3801 5th St SE	Puyallup		98374	1801029665	Rainer Orthopedic Institute
Emily Hilderman	314 NE Thornton Place	Seattle	WA	98125	1063845006	UW Neighborhood Northgate Clinic
Emily Hunt	2209 N Pearl St Ste 100	Tacoma	WA	98406	1619333242	Multicare
Emily Kunz	819 S 13th St	Mount Vernon	WA	98274	1407419542	
Emily Maldonado	801 N Montesano St	Westport		98595	1053523852	
Emily Marshall	923 Auburn Way N	Auburn	WA	98002	1861849283	HealthPoint
Emily Peterson	5741 N 26th St Suite 115	Tacoma	WA	98407	1295236271	CHI Franciscan
Emily Piekenbrock	624 E Front Ave	Spokane	WA	99202	1891255386	
Emily Robinson	1901 So Union B-7005	Tacoma		98405	1871969584	
Emily Savage	3901 Hoyt Ave	Everett	WA	98201	1427084961	
Emily Sharp	2690 NE Kresky Ave	Chehalis	WA	98532	1508218884	Valley View Health Center
Emily Turnbull	24920 104th Ave Se	Kent	WA	98030	1184992091	Kent Primary Care
Emily Zaragoza	3033 N CENTRAL AVE SUITE #700	Phoenix	WA	85012	1043320484	Arizona Center for Integrative Medicine
Emmanuel Martinez	16259 Sylvester Road SW Suite 502 & 503	Burien	WA	98166	1568501559	Franciscan Neurology Associates - Burien
Empress Hartman	2555 Marvin Rd NE	Lacey	WA	98516	1780997783	Hawks Prairie Internal Medicine
Empress Oramas	2555 Marvin Rd NE	Lacey	WA	98516	1780997783	Hawks Prairie Internal Medicine
Endow Curtis	33501 1St Way S	Federal Way		98003	1386679918	
Enrica Basilico	515 Minor Ave	Seattle	WA	98104	1053348896	Swedish Center for Comprehensive Care
Eric Alyea	16259 Sylvester Road SW Suite 301	Burien	WA	98166	1700219920	
Eric Benson	750 North Syringa Street	Post Falls	ID	83854	1639272644	Northwest Specialty Hospital
Eric Bowton	820 S MCCLELLAN ST SUITE 300	Spokane	WA	99204	1538169446	
Eric Chang	1717 13th Street Suite 401	Everett	WA	98201	1538295928	Providence Medical Group Cranial Spine and
Eric Demun	0	Renton	WA	0	1275526014	Cascade Family Medical Clinic
Eric Frevert	403 Black Hills Lane SW Suite B	Olympia	WA	98502	1518027903	Capital Family Medicine
Eric Gil	515 Minor Ave	Seattle	WA	98104	1891781746	Swedish Center for Comprehensive Care
Eric Guang Zhe Li	275 Bronson Way	Renton	WA	98056	1861870677	
Eric Hansen	12910 Totem Lake Blvd NE Suite 101	Kirkland	WA	98034	1447249206	Pac Med-Totem Lake
Eric Jemison	16528 E. Desmet #B3100	Spokane Valley	WA	99216	1881128353	
Eric Klein	110 Delphi Rd Nw Suite 101	Olympia	WA	98502	1083612568	West Olympia Internal Medicine PLLC
Eric Lauer	4700 Pt Fosdick Dr NW STE 202 & 203	Gig Harbor	WA	98335	1942225875	Franciscan Medical Clinic-Pt Fosdick
Eric Li	275 Bronson Way NE	Renton	WA	98056	1861870677	Kaiser Permanente
Eric Mueller	105 W 8th ste 6080	Spokane		99204	1912017203	Arthritis Northwest PLLC
Eric Puttler	3801 5TH ST SE SUITE 110	Puyallup	WA	98374	1538138268	Rainier Orthopedic Institute
Eric Renk	114 S. Main PO Box 126	Springdale	WA	99173	1568659910	Springdale Community Health Center
Eric Schubert	16528 Desmet Ct Suite B 2100	Spokane Valley	WA	99216	1346439452	Providence - Neurology & Sleep Medicine
Eric Tomich	16251 Sylvester Road Southwest	Burien	WA	98166	1699974725	CHI Franciscan Health
Eric Wall	314 NE Thornton PL	Seattle	WA	98125	1487660973	UW Neighborhood Northgate Clinic
Erica Bechtel	UNIVERSITY OF WASHINGTON DEPT OF F	Seattle	WA	98195	1508123282	
Erica Lybarger	900 Pacafic Ave	Everett	WA	98201	1881938512	The Everett Clinic
Erica Mcmilan	17638 140th Ave Ne	Woodinville	WA	98072	1316494586	UW Medicine
Ericka Gianotto	2930 South Meridian Suite 200	Puyallup	WA	98373	1174070213	Franciscan Medical Clinic - Puyallup
Ericka Gilson-Buell	10004 204th Ave E	Bonney Lake	WA	98391	1093056384	Sound Family Medicine - Bonney Lake
Erik Becker	9040 Fitzsimmons Dr	Tacoma	WA	98431	1720374689	Madigan Army Healthcare
Erik Bylund	2116 EAST SECTION STREET	Mount Vernon	WA	98274	1306833090	North Cascade Family Physicians

Erik Janson	500 19th Avenue East	Seattle	WA	98112	1891121067	Country Doctor Community Health Centers
Erika Gilson	3908 10th St SE	Puyallup	WA	98374		Sound Family Medicine
Erika Ross	9245 Rainier Ave S	Seattle	WA	98118	1841569969	Neighborcare Health at Rainier Beach
Erin Anderson	237 Professional Way	Shelton	WA	98584	1649484833	Mason General Olympic Physicians
Erin Baumgart	3015 Squalicum Parkway Ste 100	Bellingham	WA	98225	1396704342	Center of Senior Health
Erin Chase	1299 Bishop Rd	Chehalis		98532	1134238744	Steck Medical Group
Erin Church	2214 E 29TH AVE	Spokane	WA	99203	1891797353	
Erin Dunnington	1202 Martin Luther King Jr. Way	Tacoma	WA	98405	1659862043	Community Health Care Hilltop Tacoma
Erin Edwards	600 S Carr Rd Ste 100	Renton	WA	98055	1306837463	Pac Med - Renton
Erin Flynn	201 Tahoma Blvd Se Ste	Yelm	WA	98597	1144450149	Yelm Family Medicine
Erin Grady	1019 112th St Sw	Everett	WA	98204	1376918078	Community Health Center Everett-South Med
Erin Ham	9600 Veterans Dr SW	Tacoma	WA	98493	1154642817	VA Puget Sound Healthcare System
Erin Kallock	521 Martin Luther King Jr Way	Tacoma	WA	98405	1053574335	MultiCare Tacoma Family Medicine
Erin Kershishnik	3703 Ensign Rd NE Suite 10-A	Olympia	WA	98506	1861584161	Vantage Physicians
Erin Longley	10510 Gravelly Lk Dr	Lakewood	WA	98499	1619997657	Community Healthcare
Erin Maloney	5580 Nordic Way	Ferndale	WA	98248	1952306490	Ferndale Family Medical Center
Erin Marckel	27500 168th place se	Covington	WA	98042	1699781799	
Erin Mclaughlin	3915 Talbot Rd. S Suite 401	Renton		98055	1932555620	Valley Family Medicine Clinic
Erin Medina	605 E Holland Ave Suite 200	Spokane	WA	99218	1902121932	MultiCare Rockwood Northpointe Specialty C
Erin Rogers-Marckel	27500 168th PL SE	Covington	WA	98042	1699781799	UW Medicine - Covington Clinic South
Estelle Lin	31833 B Gateway Center Blvd S	Federal Way	WA	98003	1912224692	Pac-Med - Federal Way
Estenys Delvalle	4815 N. Assembly Street	Spokane	WA	99205	1841667631	
Ester Johnson	923 Auburn Way	Auburn	WA	98002		
Ester SEE-SEBASTIAN	1718 E KESSLER BLVD	Longview		98632	1285866582	
Esther Johnston	923 Auburn Way N	Auburn		98002	1023305380	
Esther Williams	4254 Jackson Highway	Chehalis	WA	98532	1205942117	Mary's Corner Medical Clinic
Estrelino Velasco	2748 Milton Way Ste 101	Milton	WA	98354	1407889660	Franciscan Medical Clinic - Milton
Ethan Angell	3919 N Maple St	Spokane	WA	99205	1265490247	CHAS Health - Maple St Clinic
Ethan Chang	3915 Talbot Rd S	Renton	WA	98055	1578004131	
Eugene Lee	624 E Front St	Spokane	WA	99202	1831586981	Spokane Teaching Health Clinic
Eugene Partridge	3021 Griffin Ave	Enumclaw	WA	98022	1396734695	Franciscan Medical Clinic - Enumclaw
Eugenia Guray	610 S Meridian	Puyallup	WA	98371	1275506263	Trinity Familiy Medical Clinic
Eun Young Kim	3901 HOYT AVE	Everett	WA	98201	1588975239	The Everett Clinic Founders Building
Eunice Chen	32018 23rd Ave. S	Federal Way	WA	98003	1306877725	UW Neighborhood Olympia Clinic
Eunice Fu	1401 MADISON ST STE 100	Seattle	WA	98104	1265963235	
Eunjin Lipton	1112 6th Ave Ste 301	Tacoma	WA	98405	1962952036	Multicare
Eun-Young Ahn	525 LILLY RD NE	Olympia	WA	98506	1497141162	Providence East Olympia Family Medicine
Evan Cantini	916 pacific ave 2nd flr	Everett	WA	98201	1023049244	Providence Health&Services
Evan Krasner	4815 N. Assembly Street	Spokane	WA	99205	1073771036	Mann-Grandstaff VA Medical Center
Evan Kroh	1414 South 324th St	Federal Way	WA	98003	1326429689	
Evan Oakes	403 E MEEKER ST STE 300	Kent		98030	1740273424	Healthpoint
Evan Teplow	17707 W Main St	Monroe	WA	98272	1063497089	Sea Mar Monroe Medical Clinic
Evelyn May	1813 Sumner Avenue	Aberdeen	WA	98520	1265455372	Sea Mar
Fadumo Omar	4755 South 48th Street	Tacoma	WA	98409	1164913893	Orchard Park Health and Rehabilitation Cente
Fairyal Kassam	616 6th St. Medical	Bremerton	WA	98337	1477841237	Peninsula Community Health Services
Faith Heisler	525 Lilly Rd NE	Olympia	WA	98506	1992295505	
Faith Mborothi	2690 NE Kresky Ave	Chehalis	WA	98532	1366780389	Valley View Health Center Chehalis
Fangyi Zhang	1660 South Columbian Way	Seattle	WA	98108	1619062254	VA Puget Sound Health Care System
Farah Abdul	550 16th Ave Suite 100	Seattle	WA	98122	1689136202	Swedish Family Medicine
Faried Gulamali	9600 Veterans Drive	Tacoma	WA	98493	1770680589	VA Puget Sound Health Care System
Faziha Khan	445 MONARCH HILL CT	Keller	TX	76248	1174014104	

Federico Leon	510 Doyle Park Drive	Santa Rosa	CA	95405	1659349173	Doyle Park Family Medicine
Felice Barnow					1811058290	Seattle Naturopathy&Acupuncture
Felino Deleon	3716 PACIFIC AVE SUITE #D	Tacoma	WA	98418	1255433132	Southwest Portland Medical Clinic
Felix Vladimir	1802 S. Yakima Ave Suite 204	Tacoma	WA	98405	1962472993	
Fenfen Wu	34503 Ninth Ave. S. Suite 100	Federal Way	WA	98003	1457621286	St Francis Medical Clinic
Feng Zhao	1990 Hospital Drive	Sedro Woolley	WA	98284	1104230465	Peace Health medical Group
Fengxia Qiao	22707 SE 29th St Bldg C	Sammamish	WA	98075	1881767507	
Ferdijackson Ramiro	30809 1st Ave S	Federal Way	WA	98003	1265729164	Franciscan Medical Clinic - Federal Way
Flavia Constantin	1412 SW 43rd St 200	Renton	WA	98057	1942257951	
Florence Fadele	300 Ocean Avenue	Raymond	WA	98577	1548433915	Valley View Health Center Raymond
Floyd Sekeramayi	1201 Pacific Ave Ste 1950	Tacoma	WA	98402	1912324559	Swenson Health Care
Floyd Smith	1611 Kresky Ave Ste 112	Centralia	WA	98531	1437218211	Floyd D. Smith MD
Forrest Hsu	1717 13th St Ste 401	Everett	WA	98201	1346546322	Providence Health Services
Forrest McGriff	1813 Sumner Ave	Aberdeen	WA	98520	1538147764	Sea Mar Aberdeen Medical Clinic
Fox Patrick	911 NORTH 10TH PLACE	Renton	WA	98057		
Francine Martis	4545 Cordata Parkway	Bellingham	WA	98226	1144518218	Peace Health
Francis Prince	611 31st Ave SW	Puyallup	WA	98373	1790331163	
Francis Senecal	1624 S I ST SUITE 305	Tacoma	WA	98405	1417046236	Northwest Medical Specialties-Oncology
Franco Monteza	9710 State Ave	Marysville	WA	98270	1750434031	Sea Mar Marysville Medical Clinic
Frank D'Andrea	319 5th St SW	Puyallup	WA	98371	1831195346	
Frank Fung	24920 104th Ave SE	Kent	WA	98030	1871547927	Valley Medical Center Nephrology Clinic
Frank Hing	800 Alder Street PO Box 438	South Bend	WA	98586	1669439659	Willapa Harbor Hospital
Franklin Bjorseth	2511 M Avenue Suite A	Anacortes	WA	98221	1477612299	
Frantz Alphonse	6981 Littlerock Rd SW	Tumwater	WA	98512	1811345762	Littlerock Family Medicine
Fred Albrecht	2771 Hemlock St Ste 201	Bremerton	WA	98310	1679592166	Nephrology Associates
Fred Leitz	5814 Graham Ave Suite 100	Sumner		98390	1437261658	
Frederick Chancellor	700 Lilly Road NE	Olympia	WA	98506	1700959780	Kaiser Permanente
Frederick Dore Jr	2620 Wheaton Way	Bremerton	WA	98310	1851372395	Olympic Internal Medicine
Frederick Reed	550 E Broadway	Reardan		99029	1467411157	North Basin Medical Clinics
Frederick Stephens	Madigan Army Medical Ctr 9040 Jacks	Tacoma	WA	98431	1306005988	Madigan Army Medical Center
Frederick Stevens	9040 A Jackson Ave	Joint Base Lewis	WA	98431	1578530184	Madigan Army Medical Hospital
Frederick Vandusen	4550 Fauntleroy Way SW Ste 200	Seattle	WA	98126	1619951894	Franciscan Prompt Care
Fredrick Brooking	14402 East Sprague Ave	Spokane	WA	99216	1265403745	Kaiser Permanente Veradale
Freeha Bokhari	16110 8th Ave SW STE A2	Burien	WA	98148	1043289796	Franciscan Medical Clinic - Seahurst
Frida PENA BENITEZ	301 S 320TH ST	Federal Way	WA	98003	1134385164	FEDERAL WAY MEDICAL CENTER
Furaha Massaquoi	6981 Littlerock Rd SW	Tumwater	WA	98512	1326679903	
Gabrielle Worzella	220 UNITY ST	Bellingham	WA	98225	1083054050	
Gail Fulton		0 Renton	WA	0	1992748024	Puyallup Tribal Health Authority
Gail Johnson	6020 35th Ave SW	Seattle	WA	98126	1023112471	
Gargi Ganguly	820 S. McClellan St. Suite 200	Spokane	WA	99204	1144652652	Providence Internal Medicine - Spokane
Garima Ajmani	3915 Talbot Rd S	Renton	WA	98055	1225484926	
Garret Decastro	1230 Seventh Avenue	Longview	WA	98632	1427273895	Kaiser Permanente Longview-Kelso Medical C
Garrett Jeffery	11216 Sunrise Blvd E Ste 3-106	Puyallup	WA	98374	1134488794	Sound Family Medicine - Puyallup
Gary Bilodeau	1299 Bishop Rd	Chehalis	WA	98532	1063447704	Woodland Urgent Care
Gary Blume	9600 Veterans Drive Tacoma	Tacoma	WA	98493	1447318274	
Gary Candelaria	1210 W Fairview St	Colfax	WA	99111	1972583722	Whitman Medical Group
Gary Clark	9040 Fitzsimmons Dr	Tacoma	WA	98431	1205816543	Madigan Army Medical Center
Gary Craig	105 W 5th Ste 6080	Spokane		99204	1508936436	
Gary Gleason	3919 N Maple St	Spokane	WA	99205	1215072665	CHAS Market St Clinic
Gary Goin	412 Black Hills Ln Sw Ste D	Olympia	WA	98502	1912081506	Going Gary R MD
Gary Helton Jr.	9040 JACKSON AVE	Tacoma	WA	98431	1912280892	

Gary Kato	17900 Talbolt Rd S Ste 102	Renton	WA	98055	1801903323	UW Medicine - Cornerstone Clinic
Gary Kelsberg					1790707362	Valley Family Medicine Clinic
Gary Koch	10030 SW 210th St	Vashon	WA	98070	1265478929	Neighborcare Health at Vashon
Gary Noland	0	Renton	WA	0	1093747719	CHAS Health - Valley Clinic
Gary Reichard	1202 Martin Luther King Jr Way	Tacoma	WA	98405	1235195017	Community Health Care
Gary Schillhammer	1190 RIDDLE ST	Darrington	WA	98241	1396735437	
Gary Schuster	1600 116th Avenue NE Suite 202	Bellevue	WA	98004	1053500223	Broadway Sports & Internal Medicine
Gavin Smith	7308 Bridgeport Way W Ste 201	Lakewood	WA	98499	1427019868	Puget Sound Orthopaedics
Gayatri Menon	955 Powell Ave SW	Renton	WA	98057	1366604340	Healthpoint Auburn North
Gayle Juenemann	9245 Rainier Ave S	Seattle	WA	98118	1548613730	Neighborcare Health at Rainier Beach
Gayoung Hong	403 E Meeker St Ste 200	Kent	WA	98030	1194072876	Healthpoint Kent
Geetha Samuel	605 E Holland Ave	Spokane	WA	99218	1922483775	
Gene Knutson	7808 Pacific Ave Ste 1	Tacoma	WA	98408	1487688982	Pacific Podiatry Gourp
Genesis Juat	4040 S 188th St Suite 201	Seatac	WA	98188	1851646707	Healthpoint SeaTac
Geoffrey Ankeney	700 Lilly Road NE	Olympia	WA	98506	1831290360	
Geoffrey Julian	1424 N McDonald Suite 101	Spokane Valley	WA	99216	1346246535	Spokane Valley Ear Nose Throat & Facial Plas
Geoffrey Mcnicoll	15214 Canyon Rd E	Puyallup	WA	98375	1255438586	Franciscan Medical Clinic - Canyon Road
Geoffrey Mwangi	1803 W MAXWELL AVE	Spokane		99201	1407190606	
Geoffry Jones	714 W Pine St Newport	Newport		99156	1578655866	
George Hammond	4201 Rucker Ave	Everett	WA	98203	1255364618	Community Health Center of Snohomish
George Ioannou	1660 S. Columbian Way S-111-GI	Seattle	WA	98108	1568571727	VA Puget Sound Health Care System
George Lee	14858 Lake Hills Blvd	Bellevue	WA	98007	1972642130	Lake Hills Medical Associates
George Paris	316 West Boone Avenue Suite 757	Spokane	WA	99201	1851533913	Genesis Health Care
George Sullivan	616 Sixth St	Bremerton	WA	98337		
Georgina De La Garza	120 W Mission Ave	Spokane	WA	99207	1518316611	Unify Community Health
Gerald Duris	800 South Meridian Suite A	Puyallup	WA	98371	1760540215	Puyallup Clinic Inc Ps
Gerald Little	9600 Veterans Dr SW	Tacoma	WA	98493	1750320396	VA Puget Sound Healthcare System
Gevin Parker	700 Lilly Rd NE	Olympia	WA	98506	1881086833	Olympia Medical Center
Gheorghe Plesiu	0	Renton	WA	0	1902162829	Providence Internal Medicine - South Sound
Gia Hemmen	24920 104th Avenue SE	Kent	WA	98030	1205858123	Valley Medical Center - Kent Primary Care
Giang Vu	801 E Main Street	Puyallup	WA	98372	1386733483	Dove Medical Clinic
Giju Nair	910 W 5th #801	Spokane		99204		
Gillian Shaw	230 Grant Road	East Wenatchee	WA	98802	1982624318	RediMedi Clinic
Gina Cadena-Forney	1830 Bickford Ave #211	Snohomish	WA	98290	1598708786	Providence Medical Group
Gina Monaco	105 W 8TH AVE STE 200	Spokane	WA	99204	1871931493	
Gina Perez-Baron	611 12th Avenue South	Seattle	WA	98144	1275703118	
Gina Wolf	15404 E Springfield Avenue Suite 100	Spokane Valley	WA	99037	1750431474	Wolf Chiropractic Clinic
Gina Yartz	20 W Central Avenue	Spokane	WA	99205	1710050851	Central Chiropractic PC
Ginger Allen	26458 Maple Valley Black Diamond Rd	Maple Valley	WA	98038	1568490340	UW Valley Medical - Maple Valley
Ginger Evans	4245 Roosevelt Way NE	Seattle	WA	98105	1932309671	
Ginger Evans	4245 Roosevelt Way NE	Seattle	WA	98105	1932309671	VA Puget Sound Health Care System
Giovanni Aggabao	616 6th St	Bremerton	WA	98337	1982017174	Peninsula Community Health Services
Girma Admasu	15812 E Indiana Ste 200	Spokane Valley	WA	99216	1568023547	CHAS
Glen David	500 17th Ave Suite 500	Seattle	WA	98122	1639285182	Swedish Cherry Hill Medical Center
Glen Volyn	1701 Lincoln Way	Coeur D Alene	ID	83814	1801831235	Multicare Rockwood South Valley Clinic
Glenda Waller	525 LILLY RD NE	Olympia	WA	98506	1558594085	Providence East Olympia Family Medicine
Glenn Garo	4545 CORDATA PKWY STE 2A 2B	Bellingham	WA	98226	1184639445	PeaceHealth Medical Group
Glenn Kietzer	4401 Bridgeport Way W.	University Place	WA	98466	1003847179	University Place Medical Clinic
Glenn Pacio	7501 92nd Avenue Ct SW	Lakewood		98498	1497755268	
Gloria Lowe	118 Washington Ave N PO Box 1060	Eatonville	WA	98328	1063673168	Multicare Clinic Eatonville
Gordon Rennie	1450 NW Lane SE Ste A	Lacey	WA	98503	1144386400	Providence Medical Group - Panorama Clinic

Govind Singh	1210 W Fairview St.	Colfax	WA	99111	1730199464	
Grace Gamponia	3915 Talbot Rd S Ste 200	Renton	WA	98055	1164450748	Cascade Primary Care
Grant Bursell	910 W 5th Ave Ste 501	Spokane	WA	99204	1104273648	Multicare
Grant Grant	1813 SUMNER AVE	Aberdeen	WA	98520	1326195629	
Grant Lohse	18100 NE Union Hill Rd Ste 300	Redmond	WA	98052	1205033784	
Grant Taylor	7205 265th St NW	Stanwood	WA	98292	1134346810	Stanwood Family Medicine - The Everett Clin
Greg Martinez	1424 Broadway	Everett	WA	98201	1982640215	CHC-Everett
Greg Mennie	1660 S Columbian Way	Seattle	WA	98108	1386736528	VA Puget Sound Health Care System
Greg Sanders	9710 STATE AVE	Marysville	WA	98270	1982756128	Marysville Dental Clinic
Gregg Ostergren	4545 Pt Fosdick Dr NW Ste 250	Gig Harbor	WA	98335	1477568277	MultiCare Gig Harbor Medical Park
Gregory Aeschliman	6916 140th Ave NE	Woodinville	WA	98072	1770565756	
Gregory Castillo	184 E Leland Rd Suite B	Pittsburg	CA	94565	1104830728	
Gregory Doering	1215 N McDonald Rd Suite 101	Spokane Valley	WA	99216	1659389773	MultiCare Spokane Internal Medicine
Gregory Ennis	6401 KIMBALL DR SUITE 201	Gig Harbor		98335	1245220672	
Gregory Heinicke	624 E Front Ave	Spokane	WA	99202	1295267987	
Gregory John	904 7th Ave	Seattle	WA	98104	1225005101	The Polyclinic Madison Center - Internal Med
Gregory Jungwirth	3915 Talbot Rd S STE 401	Renton	WA	98055	1407238207	Valley Family Medicine Clinic
Gregory Maddox	1035 116th Ave NE	Bellevue	WA	98004	1114212347	
Gregory Martin	700 Lilly Road NE	Olympia	WA	98506	1033199393	Kaiser Permanente Occupational Health
Gregory May	211 SKYVIEW DR	Aberdeen	WA	98520	1265401533	Grays Harbor Community Hospital
Gregory Morlin	1019 112th St SW	Everett	WA	98204	1982715223	Community Health Center Everett-South Mec
Gregory Pendle	4800 College St SE Lacey	Lacey	WA	98503	1174780282	
Gregory Proulx	15214 Canyon Rd E	Puyallup	WA	98375	1982038063	Franciscan Medical Clinic - Canyon Road
Gregory Raappana	615 Lilly Rd NE Ste 220	Olympia	WA	98506	1144250572	Providence Medical Group Neurosurgery Clin
Gregory Sanders	9710 State Ave	Marysville		98270	1982756128	
Gretchen Lasalle	2214 E 29th Ave	Spokane	WA	99203	1497781926	Multicare Clinic- Rockwood
Gretchen Mjelde	126 Auburn Ave Suite 300	Auburn	WA	98002	1669732400	HealthPoint?Auburn
Gubir Gill	4201 Rucker Ave	Everett	WA	98201	1891178521	CHCSC
Gurvinder Dhillon	1720 East 67th Street Suite 119	Tacoma	WA	98404	1194232579	Wellness Made Easy Clinic
Gwendolyn Gabby Lucas	11017 East Sprague	Spokane Valley		99206	1821393083	Lucas Community Health
Gwendolyn Jackson	6020 35th Ave Sw	Seattle	WA	98126	1588011035	Neighborcare Health
Ha Nguyen	1206 S 11TH ST ste 2	Tacoma	WA	98405	1508825449	Multicare - Tacoma Foot and Ankle Clinic
Habtamua Melaku	546 N Jefferson Ln Ste 100	Spokane	WA	99201	1558310755	Providence Health&Services
Haines Paik	3901 Capital Mall Drive Ste A	Olympia	WA	98502	1780889063	
Haley Doyle	12623 East Sprague Ave	Spokane Valley	WA	99216	1134506660	
Hanna Filitovich	1424 Broadway	Everett	WA	98201	1457758054	Community Health Center Everett-North Med
Hannah Bishop	2508 Wheaton Way	Bremerton	WA	98310	1790263366	Peninsula Community Health Services - Whe
Hannah Harper	10030 SW 210th Street	Vashon	WA	98070	1588032346	Neighborcare Health
Hannah Merrell	315 Martin Luther King Jr Way 3 Phi	Tacoma	WA	98405	1629492947	Multicare
Hannah Reynolds	22820 E Appleway Ave	Liberty Lake	WA	99019	1912443128	Kindred at Home
Hany Fouad	5051 Verdugo Way Ste 110	Camarillo	CA	93012	1396799052	Dignity Health Medical Group - Ventura Coun
Hardhipriya Sudarsanam	16528 E Desmet Ct Ste B3100	Spokane Valley	WA	99016	1295801124	
Haritha Avula	1660 S Columbian Way	Seattle	WA	98108	1033237177	VA Puget Sound Health Care System
Haritha Vankireddy	4560 Klahanie Drive SE Suite 400	Issaquah	WA	98029	1861439341	Swedish Klahanie Primary Care
Harley Miller	1299 Bishop Rd	Chehalis	WA	98532	1780628727	Steck Medical Group
Harmony Kroll	23745 225th W Se Ste 201	Maple Valley	WA	98038	1306487772	Crown Health
Harold Bailey	1212 North Pines Rd	Spokane Valley	WA	99206	1184797821	Columbia Medical Associates
Harold Clark	4404 80TH ST NE	Marysville	WA	98270	1831194745	
Harold Scott Mounts	1550 S Pioneer Way	Moses Lake	WA	98837	1497806772	Samaritan Health
Haroon Samar	9040 JACKSON AVE	Tacoma	WA	98431	1881980480	Madigan Army Medical Center
Harpreet Chhokar	10830 SE KENT KANGLEY RD 100A	Kent	WA	98030	1194779629	Kent Family Medical Clinic

Harrison Kalodimos	1801 NW Market St. Suite 403	Seattle		98107	1487016689	
Harry Pepe	18100 NE Union Hill Rd. Suite 200	Redmond	WA	98052	1891777397	Swedish Redmond Primary Care
Hasan Abdessamad	16045 1st Ave S 2nd Floor	Burien		98148	1265643472	
Hazel Philp	3670 Stone Way N	Seattle	WA	98103	1689714008	Bastyr Center fo Natural Health
Heather Armbrust	319 Pioneer Avenue	Montesano	WA	98563	1912373234	Harbor Medical Group
Heather Brennan					1043292808	Kaiser Permanente
Heather Chibambo	1909 214th St Se Ste 110	Bothell	WA	98021	1588814669	Evergreen Health
Heather Flynn					1962534834	
Heather Gillis	616 6th St	Bremerton	WA	98337	1831547504	Peninsula Community Health Services
Heather Hokanson	611 31st Ave SW	Puyallup	WA	98373	1417109844	Sound Family Medicine
Heather Latham	105 W Simpson Ave	Mccleary	WA	98557	1548691736	Summit Pacific Medical Center
Heather Novak	2690 NE Kresky Ave	Chehalis	WA	98532	1629518113	Valley View Health Center
Heather Ostmann	2901 174TH ST NE	Marysville	WA	98271	1508095696	
Heather Porter	18313 Paulson St Sw	Rochester	WA	98579	1972849917	Providence Medical Group
Heather Readhead	1212 N Pines Rd	Spokane Valley	WA	99206	1528220159	Providence Family Medicine - North Pines
Heather Rudisill	14410 Se Petrovitsky Rd	Renton	WA	98058	1396949095	
Heather Stearman	1812 S Mildred St Suite H	Tacoma	WA	98465	1699904383	MultiCare James Center Primary Care
Heatlene Dehann	1519 3rd St SE	Puyallup	WA	98372	1831176999	
Hector Reyes	450 S Kitsap Blvd Ste 210	Port Orchard	WA	98366	1255380804	Franciscan Medical Clinic - Port Orchard
Heidi Allred	2512 Wheaton Way Suite B	Bremerton	WA	98310	1790122018	Franciscan-Harrison Health Partners Primary
Heidi Alterson	134 188th St S	Spanaway	WA	98387	1134521818	Community Health Care - Spanaway Clinic
Heidi Eiseman	842 S Cowley	Spokane		99202		
Heidi Harper	1424 Broadway	Everett	WA	98201	1942554175	Community Health Center of Snohomish Cou
Heidi Herold	740 Mc Kinley Ave W	Kellogg	ID	83837	1043322217	
Heidi Sedra		0 Renton	WA	0	1568712776	Capitol Physician Services
Heidi Swift	5130 Corporate Center Ct Se	Lacey	WA	98503	1730551862	Pioneer Family Practice
Hela Marie Kelsch	212 East Central Avenue Suite 440	Spokane	WA	99208	1740600550	Providence Family Medicine - North
Helan Lee-Garrard	1202 Martin Luther King Jr Way	Tacoma	WA	98405	1255741997	Community Health Care
Helena Albertin	4545 Point Fosdick Dr NW 250	Gig Harbor	WA	98335	1770765885	
Helena Orbach	23213 Pacific Hwy S	Kent	WA	98032	1144648072	UW Medicine
Hellen Migwi	2748 Milton Way	Milton	WA	98354	1851953525	
Henry Davis	315 Martin Luther King Jr Way	Tacoma	WA	98405	1346216421	MultiCare Tacoma General Hospital
Henry Hochberg	22721 76Th Avenue West #B	Edmonds	WA	98026	1942238977	Henry M Hochberg MD
Henry Im	939 Mountain View Dr Ste 130	Shelton	WA	98584	1215389515	
Henry Mroch	105 W 8th Ave Suite 7010	Spokane	WA	99204	1245324219	Providence Kidney Care
Heung In	1701 North 13th Street	Shelton	WA	98584	1215389515	
Hilary Baer	2209 E 32nd St	Tacoma	WA	98404	1063900280	
Hilary Walker	939 Mountain View Drive Suite 100	Shelton	WA	98584	1790195832	MGH Shelton Family Medicin
Hilary Zetlen	4245 Roosevelt Way NE	Seattle	WA	98105	1235664053	UW
Hillary Allen-Kissick	403 Black Hills Lane Sw Ste B	Olympia	WA	98502	1851392765	Capital Family Medicine
Hillary Starr	19200 North Kelsey Street	Monroe	WA	98272	1629280326	Providence Medical Group
Hilton Chen	219 State Ave N	Kent	WA	98030	1821017922	Multicare
Hoan Tran	1608 S J St	Tacoma	WA	98405	1730228750	CHI Franciscan
Hoan-Vu Tran	1608 South J St 5th Floor	Tacoma	WA	98405		Franciscan Neurosurgery Associates at St Jo
Holli Banister	11019 CANYON RD E STE A	Puyallup	WA	98373	1770589061	MutliCare Summit View Clinic
Hollie Kaufman	243511 W Hwy 101	Port Angeles	WA	98363	1518056357	
Hollie Matthews		0 Renton	WA	0	1386856169	UW Neighborhood Olympia Clinic
Holly Christoferson	33431 13th Place S	Federal Way	WA	98003	1639280191	HealthPoint - Federal Way
Holly Dickson	1427 JEFFERSON AVE STE B3	Enumclaw	WA	98022	1235145715	Womens Wellness NW
Holly Hawks	605 E Holland Suite 200	Spokane	WA	99218	1144777673	MultiCare Rockwood
Holly Torgerson	10510 Gravelly Lake Drive SW	Lakewood	WA	98499	1689854937	Community Health Care - Lakewood Clinic

Hong Nhung Nguyen	0	Renton	WA	0	1780860783	Franciscan Medical Clinic-Federal Way
Hong Ren	33501 First Way S	Federal Way	WA	98003		
Hong-an Ngo	1322 3rd Street Southeast 240	Puyallup	WA	98372	1508338799	
Honghue Duong	720 8th Ave S	Seattle	WA	98104	1164724142	International Community Health Services
Hope Umbel	403-B Black Hills Ln SW	Olympia	WA	98502	1124101555	Capital Family & Sports Medicine
Howard Hull	P.O. Box 1060	Eatonville	WA	98328	1265410138	Multicare
Howard Kenney	105 W 8th #6080	Spokane	WA	99204	1780754671	Providence -Arthritis Northwest PLLC
Howard Lichtenstein	4420 76th St NE	Marysville	WA	98270	1144201039	
Hsiang-Hwa Chen	14410 SE Petrovitsky Rd Ste 104	Renton	WA	98058	1043539968	UW Valley Medical - Fairwood
Huan Yan	1720 Cooks Hill Road	Centralia	WA	98531	1942598180	Providence General Surgery
Hugo Deoliveira	1299 Bishop Rd	Chehalis	WA	98532	1174900237	Steck Memorial Clinic
Hui Wang	3315 S 23rd St Suite 200	Tacoma	WA	98405	1750347852	Electrodiagnosis and Musculoskeletal Associ
Huong Lakin	669 Woodland Square Loop SE	Lacey	WA	98503	1669430948	Sea Mar Lacey Medical Clinic
Hyojin Meadows	5952 Blackstone Way	Nine Mile Falls	WA	99026	1356816383	
Hyosoon Jung	9040 Jackson Ave	Tacoma	WA	98431		
Hyun Hong	1900 116th Avenue NE Suite 201	Bellevue	WA	98004	1336123827	WCPM
Ian Hallows	525 Lilly Rd. NE	Olympia	WA	98506	1528482650	Providence Health Services
Ian Moore Bennett	314 NE Thornton Place	Seattle	WA	98125	1992740518	UW Medicine Northgate Clinic
Iandine Paras	4700 Point fosdick Drive 203	Gig Harbor	WA	98335	1689950529	Franciscan Medical Clinic
Ifesinachi Oguakwa	450 SO Kitsap Blvd Suite 100	Port Orchard	WA	98366	1063501534	Franciscan-Harrison Urgent Care-Port Orchar
Ignatius Medani	34716 1ST AVE S #A	Federal Way	WA	98003	1295831659	Sound Internal Medicine
Igor Bedarev	219 State Ave N Suite 220	Kent	WA	98030	1497069918	Multicare Clinic-Kent
Igor Uritskiy	1740 NW Maple St Ste 111	Issaquah		98027	1043468101	
Ilana Krumm	1660 S Columbian Way	Seattle	WA	98108	1356875405	VA Puget Sound Health Care System
Ilana Simon	1200 112th Ave Ne Ste C 160	Bellevue	WA	98004	1073966966	Eastside Family Medicine Clinic
Ileana Howard	1660 S Columbian Way	Seattle	WA	98108	1063522365	VA Puget Sound Health Care System
Iley Copeland	15812 E Indiana Ste 200	Spokane	WA	99216	1962998856	CHAS
Iliana Micali	34630 11th Ave S Ste 100	Federal Way	WA	98003	1134128788	Adult Medicine Clinic
Iman Madj	13231 Se 36th St Ste 110	Bellevue	WA	98006	1831237452	UW Neighborhood Clinic
Imelda Devilla	209 M L King Jr Way	Tacoma	WA	98405	1457399370	
In Kwon Park	8725 South Tacoma Way	Lakewood	WA	98499	1255588679	Christian Family Care
In Kyu Yoo	237 Professional Way	Shelton	WA	98584	1033452073	MGH - Olympic Physicians
Indeep Bal	1990 Hospital Dr #200	Sedro Woolley	WA	98284	1811304157	
Inderjot Bajwa	3901 Pont Ave	Everett	WA	98201	1720466980	The Everett Clinic
Indira Reddy	9600 Veterans Dr SW	Tacoma	WA	98493	1760480883	VA Puget Sound Healthcare System
Ingela Pezzolesi	9398 Ridge Blvd NW	Silverdale	WA	98383	1235167180	Doctors Clinic
Ingrid Acuna-Eaton	1830 Bickford Ave Ste 211	Snohomish	WA	98290	1255438339	Providence Medical Group
Injune Wong	16401 Pacific Highway S Suite 101	Des Moines	WA	98198	1154446300	HealthPoint
Ioan Nicolescu	400 E 5th Ave	Spokane	WA	99202	1053501452	Rockwood Main Clinic - Internal Medicine
Iona Parker	1112 S Cushman Ave	Tacoma	WA	98405	1740480896	SeaMar
Ione Adams	4455 Cordata Pkwy	Bellingham	WA	98226	1366598625	
Irene Brown	1400 E Kincaid Street	Mount Vernon	WA	98274	1699137406	Skagit Regional Clinics - Mount Vernon
Irene Chege	14410 SE Petrovitsky Rd Ste 104	Renton	WA	98058	1871995191	
Irene Mudehwe	784 14th Ave	Longview	WA	98632	1750851846	Cowlitz Family Health Center
Irene Palmer	1660 South Columbian Way	Seattle	WA	98108	1417131194	VA Puget Sound Health Care System
Irene Robertson	2420 S Union Ave. Suite 300	Tacoma	WA	98405	1871955203	Multicare
Irina Hughes	690 Barnes Blvd	Joint Base Lewis	WA	98438	1679846950	McChord Family Practice
Iris Tio-Matos	9600 Veterans Drive	Tacoma	WA	98493	1508887647	VA Puget Sound Health Care System
Iryna Kylyukh	4550 Fauntleroy Way SW #100	Seattle	WA	98126	1225561210	
Isaura Torres	1112 S Cushman Ave	Tacoma	WA	98405	1710535976	
Iseasa Combs	16045 1st Ave S	Burien	WA	98148	1932382991	Franciscan Medical Clinic - Burien

Ivan Martinez	624 E Front Ave	Spokane	WA	99204	1487143442	Spokane Teaching
Ivan Reveron	515 W. Main St	Elma	WA	98541	1750393781	Sea Mar
J David Swift	19917 7th Ave Ne Ste 205	Poulsbo	WA	98370		
Jack Choi	15580 3RD AVE SW SUITE 101	Burien	WA	98166	1902840382	Home Towne Family Medicine PLLC
Jacob Ruzevick	1660 S Columbian Way	Seattle	WA	98108	1467721142	VA Puget Sound Healthcare System
Jacob Swan	222 State Ave N.	Kent	WA	98030	1154838035	Multicare Family practice
Jacob Thomas	701 Hospital Loop	Fairchild Air Force	WA	99011	1780113886	
Jacqueline Babol	205 N University Rd	Spokane Valley	WA	99206	1528050994	
Jacqueline Flowers	815 K St	Hoquiam	WA	98550	1891312526	
Jacqueline Howard					1588755458	
Jacqueline Proudfoot	5455 Almira Dr NE	Bremerton	WA	98311	1407261001	Almira Medical
Jacqueline Wong	611 12th Ave	Seattle	WA	98144	1184841710	Seattle Indian Health Board
Jacquelyn Victoroff	624 east front avenue	Spokane		99202	1093102287	
Jade Hennings	15812 E Indiana Ave Suite 200	Spokane Valley	WA	99216	1114334745	CHAS
Jai Jun Byeon	31405 18th Ave S	Federal Way	WA	98003	1386694982	Seamar
Jaime Fajardo	26401 Pacific Highway S	Des Moines		98198	1285993071	
Jaime Foland	20369 STARR KING DR	Soulsbyville	CA	95372	1780659813	Jaime Foland MD
Jaime Klippert	26401 Pacific Hwy S STE 101	Des Moines		98198	1285993071	
Jaime Payne	315 MARTIN LUTHER KING JR WAY	Tacoma	WA	98405	1477716850	MultiCare Tacoma General Hospital
Jaime Vantine	115 N Crosby	Tekoa	WA	99033	1073799375	Whitman Medical Group
James Babington	21616 76TH AVE W STE 212	Edmonds	WA	98026	1760525760	
James Brown	1909 214th Street SE Suite 110	Bothell	WA	98021	1659353290	EvergreenHealth Primary Care - Canyon Park
James Chavez-Muramat	0	Renton	WA	0	1518946144	Multicare Rockwood North Clinic
James Christensen	1660 S Columbian Way Stop Codes-01 Sys	Seattle	WA	98108	1285677625	VA Puget Sound Health Care System
James Darnton	325 9th Ave BOX 359892	Seattle	WA	98104	1396087227	UW Medicine
James Dunlap	820 S McClellan #300B	Spokane		99204		
James Fernando	624 E Front Ave	Spokane	WA	99202	1679929541	Providence Family Medicine
James Fletcher	875 Wesley St Ste 250	Arlington	WA	98223	1407935091	Family Medicine Whitehorse
James Glenn	3801 lake Otis Parkway Ste	Anchorage	AK	99508	1457313538	orthopedic Physicians Alaska
James Grierson	11603 State Ave Suite G	Marysville	WA	98271	1679560189	Providence Marysville Clinic
James Hooper	2209 E 32nd St	Tacoma	WA	98404	1376070904	
James Julin	406 A Black Hills LN SW	Olympia	WA	98502		Olympia Multi Specialty Clinic
James Kerbacher	597 Point Brown Ave NW	Ocean Shores	WA	98569	1154360766	Sea Mar Ocean Shores Medical Clinic
James Kim	1818 121ST ST SE EVERETT WA	Everett	WA	98208	1376645994	The Everett Clinic - Silver Lake
James Lee	5418 Main St Suite 200	Mill Creek	WA	98012	1831155696	
James Lenhart	1202 Martin Luther King Jr Way	Tacoma	WA	98405	1619955424	Community Health Care
James Maddox	6002 N Lidgerwood St	Spokane	WA	99208	1932216751	Kaiser Permanente Lidgerwood Medical Cent
James Majors	1818 Cole St	Enumclaw	WA	98022	1285674341	
James Morgan	1608 S J St Floor 3	Tacoma	WA	98405	1114020112	
James Morsch	126 Auburn Ave Ste 300	Auburn	WA	98002	1851385371	HealthPoint
James Murimatsu	4815 N Assembly St	Spokane	WA	99205	1518946144	Mann-Grandstaff VA Medical Center
James Numata	0	Renton	WA	0	1396811220	Valley Family Physicians - CLOSED
James Pense	202 N Division St Ste 405	Auburn	WA	98001	1962898775	Multicare
James Pittman	9103 N Division St	Spokane	WA	99218	1740474071	Country Homes Nurse Practitioner Associates
James Prim	One Road	Bremerton	WA	98312	1275872533	Naval Hospital Bremerton
James Richman	315 Martin Luther King Jr Way	Tacoma	WA	98405	1578829248	Multicare
James Robinson	4225 Roosevelt Way NE Box 354692	Seattle	WA	98105	1790863157	Center For Pain Relief
James Schoenecker	2979 SQUALICUM PKWY SUITE 301	Bellingham	WA	98225	1871565572	
James Simmons	3425 Ensign Rd Ne Suite 320	Olympia		98506	1801283841	Providence - South Sound Internal Medicine
James Stauffer	1701 N 13th St	Shelton	WA	98584	1205219417	MGH Shelton Family Medicin
James Williams	7401 S Pine St Ste B	Tacoma	WA	98409	1003032186	Tacoma Medical Clinic

James Wilson	5920 100th St SW #26A	Lakewood	WA	98499	1518913680	
James Wilson	3124 S 19TH ST STE 140	Tacoma	WA	98405	1679598080	Allenmore
James Winegart	9911 N Nevada #200	Spokane	WA	99218	1902324445	
James Wyman	Multicare Orthopedics and Sports Me 3124	Tacoma	WA	98405	1477572931	
James Yanes	3920 Capital Mall Dr SW Ste 200	Olympia	WA	98502	1730372251	Olympia Family and Internal Medicine
James Yee	450 NW GILMAN BLVD SUITE 301-A SUITE	Issaquah	WA	98027	1275674665	
Jamey Sledge	122 W 7TH AVE STE 450	Spokane	WA	99204	1457319584	Providence - Spokane Cardiology
Jamie Key	220 E Rowan #300	Spokane	WA	99207	1285267559	
Jamie Klippert	26401 PACIFIC HWY S STE 101	Des Moines		98198	1285993071	Healthpoint Midway
Jamie Nixon	403-B Black Hills Ln SW	Olympia	WA	98502	1619060431	Capital Family & Sports Medicine
Jamie Roche	1210 W Fairview St	Colfax	WA	99111	1477751261	Whitman Medical Group
Jamie Wilkinson	1322 3rd St SE	Puyallup	WA	98372	1336674662	
Jan Mueller	322 W N River Drive	Spokane	WA	99201	1801831185	Kaiser Permanente
Jana Madeja	3915 Talbot Rd S	Renton	WA	98055		
Jana Struckel	604 NW Richmond Beach Road	Shoreline	WA	98177	1326347782	Swedish Richmond Beach Primary Care
Janani Kidambi	22707 SE 29th Street	Sammamish	WA	98075	1205107943	Swedish Pine Lake Primary Care
Jane Ballantyne	801 SW 16th St Ste 121	Renton	WA	98057	1306837232	
Jane Dunham	33501 1ST WAY S	Federal Way	WA	98003	1831200682	Virginia Mason Federal Way
Jane Geraci	2555 MARVIN RD NE	Lacey	WA	98516	1568560241	Hawks Prairie Internal Medicine
Jane Jacobson	10 Ros Cir	Republic	WA	99166	1003243718	
Jane King	2101 E Yesler Way	Seattle	WA	98122	1518956226	
Jane Miller	1959 NE Pacific St	Seattle	WA	98195	1437239423	UWMC Urogynecology and Female Urology
Jane O'Connor	1608 S J St 3rd Floor	Tacoma	WA	98405	1265614689	Franciscan Medical Clinic- St. Joseph
Jane Pemberton	1660 South Columbian Way	Seattle	WA	98108	1194800433	VA Puget Sound Health Care System
Janelle Ibsen	3901 Hoyt Ave	Everett	WA	98201	1831372622	The Everett Clinic
Janet Donovan	16110 8th Ave SW STE A2	Burien	WA	98148	1497795405	Franciscan Medical Clinic - Seahurst
Janette Reeves	3475 N Saratoga St	Oak Harbor	WA	98278	1588840326	
Janice Beaver	9600 Veterans Drive	Tacoma	WA	98493	1720434178	
Janice Carlton	3915 Talbot Rd S STE 401	Renton	WA	98055	1649201872	Valley Family Medicine Clinic
Janis Fegley	15214 Canyon Rd E	Puyallup	WA	98375	1730190547	Franciscan Medical Clinic - Canyon Road
Janna Chao	911 N 10th Place	Renton	WA	98057	1649376070	Swedish Renton Primary Care
Janna Fikkan	9600 Veterans Dr SW	Tacoma		98493	1972836328	VA Puget Sound Health Care System
Jared Cornelison	PO Box 368	Olympia	WA	98507	1083785398	
Jared Nelson	92nd Medical Group 701 Hospital Loo	Fairchild Afb	WA	99011	1528034980	Fairchild Airforce Base
Jared Rapier	0	Renton	WA	0	1619379021	Sound Family Medicine - Puyallup
Jarret Sands	500 Lilly Rd Ne	Olympia	WA	98506	1619946217	
Jarrett Bruno	2209 E 32nd St	Tacoma	WA	98404	1689102485	Puyallup Tribal Health
Jasanjot Parmar	326 S Stillaguamish Ave	Arlington	WA	98223	1255772406	
Jason Baker	3915 TALBOT RD S	Renton		98055	1154702538	
Jason Graeme	1615 Delaware St	Longview	WA	98632	1609917160	Peace Health
Jason Grassbaugh	9040 Fitzsimmons Dr	Tacoma	WA	98431	1184697211	Madigan Army Medical Center
Jason Heffernan	5633 Lidgerwood St	Spokane	WA	99208	1528107562	Avalon Healthcare Center
Jason Kim	1301 4th Ave Nw Ste	Issaquah	WA	98027	1265534036	Pacific Pain Specialist
Jason Luong Nguyen	301 S. 320th St.	Federal Way	WA	98003	1558622902	
Jason Ly	801 SW 16TH ST SUITE 121	Renton	WA	98057	1851684997	Seattle Pain Center - CLOSED
Jason Mckinley	931 S Market Blvd	Chehalis	WA	98532	1679036032	Providence Medical Group
Jason Norsen	222 112th Ave Ne	Bellevue	WA	98004	1144248550	Virginia Mason Bellevue Medical Center
Jason Wright	3919 N Maple St	Spokane	WA	99205	1043608458	CHAS Health - Maple Street Clinic
Jaspreet Jaura	3915 Talbot Rd S 401	Renton	WA	98055	1902287394	Valley Family Medicine
Jay Gusler	315 Martin Luther King Jr Way	Tacoma	WA	98405	1831281401	MultiCare Tacoma General Hospital
Jay Reynolds	601 W 5th #400	Spokane		99204		

Jay Smitherman	2555 Marvin Road NE	Lacey	WA	98516	1225028053	Providence Medical Group - Hawks Prairie
Jay Wittenkeller	910 W 5th #700	Spokane		99204		
Jayashree Srinivasan	801 BROADWAY	Seattle	WA	98122	1407812134	
Jazmyn Carroll	11025 Canyon Rd E Ste A	Puyallup	WA	98373	1184134371	Multicare
Jean Marie Riquelme	1400 Pottery Ave	Port Orchard	WA	98366	1568446128	
Jeanette Nyman					1396831525	
Jeanette Paz	1660 South Columbian Way	Seattle	WA	98108	1962485243	
Jeanette Revay	2474 Pacific Avenue Southeast B-19	Olympia	WA	98501	1043313935	
Jeanine Fickert	4815 N Assembly St	Spokane	WA	99205	1447297288	Mann-Grandstaff VA Medical Center
Jeanne Adams	176 NE School St	Chehalis	WA	98532	1831208057	
Jeanne Boudrieau	515 W Main St	Elma	WA	98541	1669445359	SeaMar-Elma
Jeanne Hall	16515 Meridian Ave E Ste 104-A	Puyallup	WA	98375	1457466229	MultiCare South Hill Clinic
Jeanne Isaacson	14463 Military Rd S	Tukwila	WA	98168	1093707929	
Jeanne Moore	451 DUVALL AVE NE STE 100	Renton	WA	98059	1780814426	UW Valley Medical - Highlands
Jeanne Olson	6020 35th Avenue SW	Seattle	WA	98126	1821033853	Neighborcare Health
Jeannette Kane	3915 Talbot Rd S	Renton		98055	1831526664	
Jeannie Chang	911 N. 10th Place	Renton	WA	98057	1114088713	Swedish Renton Primary Care
Jeannie Le	403 East Meeker St Suite 200	Kent	WA	98030	1063899979	
Jeff Smith	1202 MARTIN LUTHER KING JR WAY	Tacoma	WA	98405	1982612107	Community Health Care
Jeff Summe	7614 195th St SW #200	Edmonds	WA	98026	1861409732	
Jefferson Boulet	305 N River Ave Po Box 1268	Buckley	WA	98321	1740274745	
Jeffery Dawson	1212 N. Pines Rd	Spokane Valley	WA	99206	1427539766	
Jeffery Trail	42 E ROWAN AVE SUITE A	Spokane	WA	99207	1952584419	Northside Family Physicians
Jeffrey Blackwell	1818 121st Street SE	Everett	WA	98208	1831167451	The Everett Clinic: Silver Lake
Jeffrey Dassel	200 S 2nd St	Renton	WA	98057	1619068970	Healthpoint Community Health Centers
Jeffrey Dawson	1212 N Pines	Spokane	WA	99206	1427539766	Providence Health&Services
Jeffrey Emery	610 S Sherman Ste 201	Spokane	WA	99202	1083611396	Selkirk Neurology PLLC
Jeffrey Hanspetersen	10030 SW 210th St	Vashon	WA	98070	1437183928	Neighborcare Health at Vashon
Jeffrey Harrison	4700 Pt Fosdick Dr NW STE 202 & 203	Gig Harbor	WA	98335	1194773135	Franciscan Medical Clinic-Pt Fosdick
Jeffrey Hayward	5921 N Market St	Spokane	WA	99208	1003218389	CHAS Health - Market St Clinic
Jeffrey Hunter	1100 9TH AVE MS M4-PA	Seattle		98101	1508885997	
Jeffrey James Gallagher	2335 172nd St NE	Marysville	WA	98271	1932682705	
Jeffrey Jamison DO	9631 N. Nevada St Suite 210	Spokane	WA	99218	1811068836	Jamison Family Medicine
Jeffrey Lee	9245 Rainier Ave S	Seattle	WA	98118	1558471987	Neighborcare Health at Rainier Beach
Jeffrey Liles	1111 East West View Suite B	Spokane	WA	99218	1669427449	Columbia Medical Associates-Westview
Jeffrey Lyman	980 W ironwood Drive Ste 206	Coeur D Alene	ID	83814	1316945876	OSI Orthopedic Specialty Institute
Jeffrey Markin	626 N. Mullar Road #16	Spokane Valley	WA	99206	1801800404	Columbia Medical Associates
Jeffrey Pedersen	14402 E Sprague Ave	Spokane Valley	WA	99216	1629151428	Kaiser Permanente
Jeffrey Pryor		0 Renton	WA	0	1790045045	MultiCare Rockwood Valley Clinic
JEFFREY ROBERT O'CONNOR	309 E FARWELL RD STE 204	Spokane	WA	99218	1528166766	
Jeffrey Selbig	22707 SE 29TH ST	Sammamish	WA	98075	1609252063	Swedish Pine Lake Primary Care
Jelena Svircev	1660 S Columbian Way	Seattle	WA	98108		VA Puget Sound
Jeneeca Bruce	521 Milk way	Tacoma	WA	98405	1720586977	Multicare
Jenifer Gillis	1802 S Union Ave Suite 200	Tacoma	WA	98405		
Jenna Madeja	3915 Talbot Rd S STE 401	Renton	WA	98055	1306240890	Valley Family Medicine Clinic
Jenna Schmidt	9710 State Ave	Marysville	WA	98270	1861989162	
Jennifer Alice Mayfield	5901 N LIDGERWOOD ST SUITE 127	Spokane	WA	99208	1376577676	Dr. Jennifer Mayfield
Jennifer Ash	1910 Black Lake Blvd SW	Olympia	WA	98512	1013174812	Ash Family Medicine
Jennifer Avila-Smith	27500 168th PL SE	Covington	WA	98042	1356604995	UW Medicine - Covington Clinic South
Jennifer Azen	23213 Pacific Hwy S	Kent	WA	98032	1073703294	UW Neighborhood Kent-Des Moines Clinic
Jennifer Benson	110 N. LaVenture Rd Suite C	Mount Vernon	WA	98273	1801899182	

Jennifer Biggs	4040 S 188th Street Suite 201	Seatac	WA	98188	1265739635	HealthPoint
Jennifer Bohannon	1322 3rd Street SE Suite 240	Puyallup	WA	98372	1891283313	MultiCare East Pierce Family Medicine
Jennifer Brown	1299 Bishop Rd	Chehalis	WA	98532	1316401722	Steck Medical Group
Jennifer Burger	1414 N VERCLER RD Bldg 2	Spokane Valley	WA	99216	1205042520	MultiCare Rockwood Vercler Clinic
Jennifer Casler	150 Dennis Street SW	Tumwater	WA	98501	1437675667	Tumwater Family Practice
Jennifer Castelluccio	26458 Maple Valley Black Diamond Rd SE	Maple Valley	WA	98038	1679561435	UW Maple Valley Clinic Urgent Care
Jennifer Cha	11025 Canyon Rd E Ste A	Puyallup	WA	98373	1700309416	Multicare
Jennifer Charron	3900 S Zintel Way	Kennewick	WA	99337	1100000761	
Jennifer Colvin	2214 E 29th Ave	Spokane	WA	99203	1770997934	
Jennifer Crowe Tolo	1603 116th Ave NE #110	Bellevue	WA	98004	1922023209	
Jennifer Daniels	9245 Rainier Ave South	Seattle	WA	98118	1003096082	Neighborcare Healthcare
Jennifer Davis	400 S 43RD ST	Renton	WA	98055	1831485846	
Jennifer Eickstadt	714 West Pine Street	Newport	WA	99156	1417259060	Newport Community Hospital Family Health C
Jennifer Elliott	3645 E McLeod Rd	Bellingham	WA	98226	1194781518	
Jennifer Engstrom	11603 State Ave Ste G	Marysville	WA	98271	1063675346	Providence Medical Group
Jennifer Gateley	11800 NE 128th St	Kent	WA	98031	1306295936	Virginia Mason Medical Center
Jennifer Goble	4524 Intelco Loop SE	Lacey	WA	98503	1578929949	
Jennifer Goodrich	525 Lilly Rd Ne	Olympia	WA	98506	1588221642	
Jennifer Hamamoto	22820 E Appleway Ave	Liberty Lake	WA	99019	1992210496	House Calls Primary Care
Jennifer Hoock	9245 Rainier Ave S	Seattle	WA	98118	1912054859	Neighborcare Health
Jennifer King	9600 Veterans Drive SW	Tacoma	WA	98493	1396735163	VA Puget Sound Health Care System
Jennifer Knowles	1322 3rd St Se Ste 240	Puyallup	WA	98372	1922181304	East Pierce Family Medicine
Jennifer Knox	931 S Market Blvd	Chehalis	WA	98532	1134516933	Providence Chehalis Family Medicine
Jennifer Kummerfeldt	1812 N 13th Loop Road	Shelton	WA	98584	1669751467	Mason General Family Health
Jennifer Liu	6515 Meridian E Ste 104 A	Puyallup	WA	98375	1982050480	Multicare
Jennifer Marnik-Scalici	1000 S Scheuber Rd	Centralia	WA	98531	1760521579	Providence Medical Group
Jennifer Moneypenny	6981 Little Rock Road	Tumwater	WA	98512	1942740949	Little Rock Family Medicine
Jennifer Morris	1412 SW 43rd St Ste 200	Renton	WA	98057	1851722573	Women?s & Family Health Specialists (WFHS
Jennifer Nelson	237 Professional Way	Shelton	WA	98584	1043611429	MGH - Olympic Physicians
Jennifer Newman	8804 MADISON AVE NE SUITE 200	Bainbridge Island	WA	98110	1417127093	Franciscan-Harrison Bainbridge Urgent Care
Jennifer Payette	6821 N Country Homes Blvd	Spokane	WA	99208		
Jennifer Playstead	5130 Corporate Center Court SE	Lacey	WA	98503	1851464937	Pioneer Family Practice
Jennifer Potter	9040 Fitzsimmons Dr Madigan Army He	Tacoma	WA	98431	1518934348	Madigan Army Medical Center
Jennifer Richards	1200 112TH AVE NE #B250	Bellevue		98004	1033227814	
Jennifer Shen	1355 N 205th St	Shoreline	WA	98133	1548398522	UW Medicine
Jennifer Smith	4700 POINT FOSDICK DR NW STE 220	Gig Harbor	WA	98335	1215919170	Peninsula Family Medical Center
Jennifer Smith-Grady	575 E Main St	Elma	WA	98541	1457808206	Elma Family Medicine PLLC
Jennifer Sweet	3021 Griffin Ave	Enumclaw	WA	98022	1548605926	Franciscan Medical Clinic - Enumclaw
Jennifer Tackitt	1821 N LeClerc Road 1	Cusick	WA	99119	1730667833	
Jenny Coleman	1701 N 13th St Mail Stop #1	Shelton	WA	98584	1407226681	
Jensen Nelson	521 2nd Place North Suite 11-103	Kent	WA	98032	1437339942	Valley Medical Center Kent Station Clinic
Jeong Kim	11812 N Creek Parkway N 202	Bothell	WA	98011	1861591786	
Jeonghun Moon	4033 Talbot Rd S Suite 440	Renton	WA	98055	1437410354	
Jere Renner	4815 N Assembly St	Spokane	WA	99205	1326087339	Mann-Grandstaff VA Medical Center
Jeremia Bernhardt	550 16th Ave Ste 100	Seattle	WA	98122	1073738373	
Jeremiah Alexander	1959 NE PACIFIC St	Seattle	WA	98195	1417186412	UW Medical Center
Jeremiah Brack	3801 5th Street SE #110	Puyallup	WA	98374	1366835068	Rainer Orthopedic Institute
Jeremy Curry	2270 S. Ridge view Drive Suite 300	Yuma	AZ	85364	1679658736	
Jeremy Eaton	525 LILLY RD NE	Olympia	WA	98506	1497887723	Providence - Peter Family Medicine
Jeremy Gieson	11216 Sunrise Blvd E Ste 3-106	Puyallup	WA	98374	1265640767	Sound Family Medicine - Puyallup
Jeremy Graham	914 W Carlisle Ave	Spokane	WA	99205	1093767303	CHAS

Jeremy Lewis	714 W Pine St	Newport	WA	99156	1164514436	Family Health Center Newport
Jeremy Quinn	13030 Military Rd S Ste 200	Tukwila	WA	98168	1144318122	HealthPoint Tukwila
Jeremy Schroeder	9040 Jackson Ave	Tacoma	WA	98431	1386906352	Madigan Hospital
Jeremy Thompson	AF C 92nd MED Grp Fairchild 701 Hospita	Fairchild Air Forc	WA	99011	1770936940	Fairchild AFB
Jerod Stanley	3525 Ensign Rd NE Suite N	Olympia	WA	98506	1356758668	Olympia Podiatry Clinic
Jerome Graber	1959 NE Pacific St	Seattle	WA	98195	1770782385	
Jerry Duris	800 S Meridian Suite A	Puyallup		98371	1760540215	The Puyallop Clinic
Jerry Park	9222 N. Newport Highway Suite 1	Spokane	WA	99218	1245337153	Concentra Northside Spokane
Jesse Kim	11812 N Creek Parkway N 202	Bothell	WA	98011	1861591786	
Jesse Klebba	2209 E 32nd St	Tacoma	WA	98404	1861804577	Puyallup Tribal Health Authority
Jesse Mierzwiak	1450 5th St. SE Suite 2100	Puyallup	WA	98372	1013117803	MultiCare Health System
Jesse Miller	624 E Front Ave	Spokane	WA	99202	1114373131	Providence Family Medicine Residency Clinic
Jesse Reynolds	9040 Fitzsimmons Dr	Tacoma	WA	98431	1841390077	Madigan Army Medical Center
Jesse Schneider	15812 E INDIANA SUITE 200	Spokane Valley	WA	99216	1598728412	CHAS
Jessett Pocus	2601 Cherry Avenue Suite 200	Bremerton	WA	98310	1790174142	Peninsula Pain Clinic Bremerton
Jessica Au	325 9th Ave	Seattle	WA	98104	1164768438	UW Medicine-Harborview Adult Medicine Clir
Jessica Brandt	15418 Main St	Mill Creek	WA	98012	1063726701	
Jessica Cicoria	1322 3rd St SE #300	Puyallup	WA	98372	1093205213	
Jessica Cook	4201 Rucker Avenue	Everett	WA	98203	1568856458	
Jessica Diane Mckeown	18313 Paulson St Sw Ste A	Rochester	WA	98579	1407322670	
Jessica Goman	140 S.W. 146th St.	Burien	WA	98166	1255754313	Kaiser Permanente
Jessica Greb	16515 Meridian Ave E Ste 104-A	Puyallup	WA	98375	1417202656	MultiCare South Hill Clinic
Jessica Grogan	0	Renton	WA	0	1780074096	Providence Family Medicine-Spokane Valley
Jessica Guh	3815 S Othello St 2nd Floor	Seattle	WA	98118	1851652135	ICHS
Jessica Jameson	1641 E. Polston ave	Post Falls	ID	83854	1962944272	
Jessica Karp	26401 Pacific Highway S Suite 101	Des Moines	WA	98198	1538429402	
Jessica Kelp	26401 Pacific Hwy	Des Moines		98198		Healthpoint
Jessica Klassen	8097 Harborview Rd	Blaine	WA	98230	1811317092	Birch Bay Family Medicine
Jessica Mcabee	27203 216th Ave SE Ste D	Maple Valley	WA	98038	1720373806	UW Lake Sawyer Clinic Primary Care
Jessica Myhre	303 W 8TH ST	Port Angeles		98362	1376820688	
Jessica Price	26401 Pacific Highway S Ste 101	Des Moines	WA	98198	1699187781	HealthPoint
Jessica Ryan	18313 Paulson Street SW PO Box 400	Rochester	WA	98579	1407322670	Providence Medical Group Rochester
Jessica Schneider	560 Gage Blvd Suite 101. Suite 206	Richland	WA	99352	1528357423	Kadlec Regional Medical Center
Jessica Schwinck	1720 East 67th Street Suite 119	Tacoma	WA	98404	1740791912	Wellness Made Easy
Jessica Volkman	1701 3rd St. SE Suite 300	Puyallup	WA	98372	1962927806	MultiCare Puyallup Internal Medicine
Jessica Wesch	10030 Sw 210th St	Vashon	WA	98070	1689745689	Neighborcare Health
Jessica Wheeler	2428 W Reynolds Ave	Centralia	WA	98531	1811426521	Valley View Health Center Centralia
Jessica Wilcox	916 S 3rd St	Mount Vernon		98273	1134400732	Skagit Natural Family Medicine Llc
Jessica Wynne	6060 PORTAL WAY	Ferndale	WA	98248	1992960785	
Jessy Ang	2411 S 19TH ST	Tacoma	WA	98405	1255544359	Stress Clinic
Jestyn Cummings	1708 E 44th St	Tacoma	WA	98404	1114175973	Community Healthcare
Jesus Casino	4700 Pt Fosdick Dr NW STE 202 & 203	Gig Harbor	WA	98335	1417260126	Franciscan Medical Clinic-Pt Fosdick
Jesus Rendon	12709 E Mirabeau Pkwy STE 300	Spokane Valley	WA	99216	1467970616	
Jette Benedetto	14408 E Sprague Ave	Spokane Valley	WA	99216	1740282565	MultiCare Rockwood Valley Clinic
Jewel Aurora	2209 N Pearl St.	Tacoma	WA	98406	1912396789	MultiCare West Tacoma Family Medicine
Jewel Mcneil	1629 N 45th St	Seattle		98103	1316057656	
Jhoana Miguel	9040A Jackson Ave	Tacoma	WA	98431	1043600273	Madigan Army Medical Center
Jhoanna Santos	1400 E Kincaid St Skagit Regional Clinic	Mount Vernon		98274	1902017239	
Jianhong Hua	1660 South Columbian Way	Seattle	WA	98108	1629396379	VA Puget Sound Health Care System
Jianping Sun	4500 NE Sunset Blvd Suite D	Renton	WA	98059	1902917164	Pain & Wellness NW
Jideofor Ndulue	931 S Market Blvd	Chehalis	WA	98532		

Jikyung Kim	735 12th St SE	Auburn	WA	98002	1316376478	Multicare Clinic - Auburn FP
Jill Eggers-Knight	1608 S J St	Tacoma	WA	98405	1215996798	Franciscan Health System
Jill Fuller	33431 13th Place S	Federal Way	WA	98003	1871576744	HealthPoint - Federal Way
Jill Maliske	23745 225th Way SE Suite 201	Maple Valley	WA	98038	1497241871	Crown Health
Jill Neiman	1200 E Columbia Ave	Colville	WA	99114	1851778070	Prvidence NEWMG
Jill Nicholson	5350 Orchard St W Suite 202	University Place	WA	98467	1649558479	Optimal Health Systems
Jill Turner	202 N Division St Ste 301	Auburn	WA	98001	1598847451	Multicare Clinic - Auburn Internal Med
Jillian Foglesong Stabile	905 E D street	Deer Park		99006	1518134964	Deer Park Family Care Clinic
Jillian Moshay	4540 Union Bay Place Ne	Seattle	WA	98105	1982917316	Swedish Sand Point Primary Care
Jimmy Wesson	237 Professional Way	Shelton	WA	98584	1407262496	MGH - Olympic Physicians
Jinat Parveen	1909 214th St Se Ste 110	Bothell	WA	98021	1497054811	Evergreen Health
Jinna Kim	9245 Rainier Ave S	Seattle	WA	98118	1487764866	Neighborcare Health
Jinny Kim	403 E Meeker St Ste 200	Kent	WA	98030	1063669604	Healthpoint
Jo Prophet	1326 North Stanford Lane	Liberty Lake	WA	99019	1184047508	Rockwood
Jo Walker	751 NE Blakely Dr	Issaquah	WA	98029	1750440954	
Joan Amistoso	14410 SE Petrovitsky Rd Ste 104	Renton	WA	98058	1730521329	UW Valley Medical - Fairwood
Joan Zimmer	9103 N Division St	Spokane	WA	99218	1437343746	Country Homes Nurse Practitioners
Joanna Bauer	1202 Mlk Jr Way 3rd floor General Medical	Tacoma	WA	98405	1982017430	Community Health Care
Joanna Branstetter	9040 Fitzsimmons Dr	Tacoma	WA	98431	1841390077	Madigan Army Medical Center
Joanna Hagen	35020 SE KINSEY ST	Snoqualmie		98065	1487695714	
Joanna Polistico	7210 40th St W Suite 100	University Place	WA	98466	1558682864	Franciscan Medical Clinic - University Place
Joanne Boisvert	624 E Front Ave	Spokane	WA	99202	1407242969	Providence Health Services
Joanne Mayhew	1607 Cooper Point Rd NW	Olympia	WA	98502	1649369729	
Jocelyn BURGOS-DAGO	0	Renton	WA	0	1821251372	MultiCare Tacoma Central Internal Medicine
Jocelyn Korasick	14408 E Sprague Ave	Spokane Valley	WA	99216	1457346603	MultiCare Rockwood Valley Clinic
Jodi Fischer	1450 Northwest Lane Se Ste A	Lacey	WA	98503	1033514187	Providence Medical Group
Joe Chang	9600 Veterans Drive	Tacoma	WA	98493	1982849196	
Joe Kohn	105 W Simpson Avenue	Mccleary	WA	98557	1083141105	McCleary Healthcare Clinic
Joel Carey	23213 PACIFIC HWY S	Kent	WA	98032	1326278060	UW Neighborhood Kent/Des Moines Clinic
Joel Deming	1299 Bishop Rd	Chehalis	WA	98532	1285814129	
Joel Estrada	1701 3rd St Se Suite 300	Puyallup	WA	98372	1811040173	MultiCare Puyallup Internal Medicine
Joel Felipe	1340 M Street SE SUITE A	Auburn	WA	98002	1366552838	White River Family Health Clinic
Joel Hagedorn	11011 Meridian Ave N. Suite 201	Seattle	WA	98133	1922083559	
Joel Konikow	600 Broadway Suite 530	Seattle	WA	98122	1215007091	Swedish Pain Services - First Hill
Joel Stegen	3823 172nd St Ne	Arlington	WA	98223	1851763270	UW Medicine
Joel Yelland	74 Bogachiel St. P.O. Box 296	Clallam Bay	WA	98326	1538197207	
Joelle Lucas	1600 South Columbian Way	Seattle	WA	98108	1487971677	VA Puget Sound Health Care System
Joey Laske	9600 Veterans Drive	Tacoma	WA	98493	1427040138	
Johann Bernardo	16110 8th Ave SW STE A2	Burien	WA	98148	1326057688	Franciscan Medical Clinic - Seahurst
Johann Gurnell	669 Woodland Square Loop SE	Lacey	WA	98503	1659602175	Sea Mar Lacey Medical Clinic
Johanna Wang	1201 N 175th St	Shoreline	WA	98133	1043288764	
John Bak	11307 Bridgeport Way SW Suite 217	Lakewood		98499	1063413938	
John Bausher	1020 Anderson Drive Ste 203	Aberdeen	WA	98520	1033207824	Family Medicine
John Chaffee	32018 23rd Ave S	Federal Way	WA	98003		UW Medicine
John Chiu	4816 She-Nah-Num Dr SE	Olympia	WA	98513	1790907582	Nisqually Indian Health
John Colver	3919 N Maple St	Spokane	WA	99205	1063738052	CHAS Market St Clinic
John Daniel	801 E MAIN Ave	Puyallup	WA	98372	1083788160	Dove Medical Clinic
John David Swift	19917 7th Avenue NE Suite 205	Poulsbo	WA	98370	1003917600	Peninsula Community Health Services
John Demakas	801 W 5th #525	Spokane		99204		
John Dinh	11019 CANYON RD E STE A	Puyallup	WA	98373	1538456280	MutliCare Summit View Clinic
John Eiland	815 K Street	Hoquiam	WA	98550	1588730337	

John Finch	1507 NE 150th Street	Shoreline	WA	98155	1740219906	Family HealthCare
John Floyd	546 N jefferson lane suite 100	Spokane	WA	99201	1114913621	Providence Primary Care - Kendall Yards
John Gray	35020 SE Kinsey Street	Snoqualmie	WA	98065	1770663759	Snoqualmie Ridge Medical Clinic
John Howlett	805 Madison St Suite 901	Seattle	WA	98104	1962512947	Proliance Orthopedic Associates - Renton
John Hurley	4001 N Cook	Spokane	WA	99207	1427206218	Unify Community Health
John Kabosky	518 East Clay Avenue	Chewelah	WA	99109	1427328731	Chewelah Community Health Center
John King	9040A Jackson Ave	Tacoma	WA	98465	1902946437	
John Lank	8910 VERNON RD	Lake Stevens	WA	98258	1942275797	The Everett Clinic at Lake Stevens
John Loeser	1959 Ne Pacific St # C212	Seattle	WA	98195	1770668584	UW Department of Neurological Surgery
John Loudon	19 N 7TH ST	Cheney	WA	99004	1538171707	
John Mark Beard	4410 106th St SW	Mukilteo	WA	98275	1225118201	Harbour Pointe Family Medicine
John Mccarthy	1803 W Maxwell Ave	Spokane		99201	1699795823	The Native Project
John Mitchell	4815 N Assembly Street	Spokane	WA	99205	1396739991	Mann-Grandstaff VA Medical Center
John Moen	1001 FOURTH AVE PLAZA STE 420	Seattle	WA	98154	1568547800	Swedish
John Nguyen	3915 TALBOT RD S SUITE 401	Renton		98055	1447697842	
John Okrent	1112 S Cushman	Tacoma	WA	98405	1477811263	SeaMar
John Olson	1629 N 45th St	Seattle	WA	98103	1679512487	45th Street Clinic
John Rodakowski	322 S Birch St	Mccleary	WA	98557	1003046426	Providence- McCleary Family Practice
John Sashko	11307 Bridgeport Way S.W. Suite 200	Lakewood	WA	98499	1669483947	Franciscan Medical Clinic-Lakewood
John Sestero	3016 E 57th Ave Suite 27	Spokane	WA	99223	1356359475	MultiCare Rockwood Moran Prairie Family Me
John Shuster	601 W 5th Ave #400	Spokane		99204	1710955307	Northwest Orthopaedic Specialists
John Smoots	1608 S J St Floor 3	Tacoma	WA	98405		CHI Franciscan
John Stephen Roberts	1 Boone Road	Bremerton	WA	98312	1184912628	Naval Hospital
John Stevens	1801 North west Market St Suite 403	Seattle	WA	98107	1316239015	Swedish Family Medicine - Ballard
John Stevenson	105 W 8th Ste 6080	Spokane		99204		
John Stoddard	1111 S 2nd Ave	Walla Walla	WA	99362	1558599654	Providence
John Tilley	220 Unity St	Bellingham	WA	98225	1568519486	
John Tilley	PO BOX 3360	Portland	OR	97208	1730444175	
John Tomchick	27203 216th Ave SE Ste D	Maple Valley	WA	98038	1770525537	UW Lake Sawyer Clinic Primary Care
John Torquato	12405 N. Wilson Street	Mead	WA	99021	1417901638	North View Medical Clinic
John Urrutia	176 FALLS AVENUE	Twin Falls		83301	1831290097	
John Watts	1111 East West View Suite B	Spokane	WA	99218	1710916580	Columbia Medical Associates-Westview
John Williams	1660 South Columbian Way	Seattle	WA	98108	1336536200	VA Puget Sound Health Care System
John Woo	15214 Canyon Rd E Ste 100	Puyallup	WA	98375	1962504266	Franciscan Hospice and Palliative Care
John Wurst	105 W 8th Ave Suite 560	Spokane	WA	99204	1164513909	Spokane Headache Clinic
John Yuen	1200 12th Ave S	Seattle	WA	98144	1225027360	Pac-Med-Beacon Hill
Johnny Bell	Address PO BOX 500	Tokeland	WA	98590	1356362081	Shoalwater Bay Tribe - Wellness Center
Johnny Erkins	1708 East 44th Street	Tacoma	WA	98404	1467593533	Community Health Care
Johnny Liner	23745 225TH Way SE Ste 201	Maple Valley	WA	98038	1124685045	Crown Health
Johnny Shum	24920 104th Ave SE	Kent	WA	98030	1407140056	Valley Medical Center - Kent Clinic - Primary
Joleen Brisbois	15812 E Indiana Avenue Suite 101	Spokane Valley	WA	99216	1619102902	CHAS
Jolie Keenan	1019 112th st SW	Everett	WA	98204	1407236417	
Jolson Tharakan	33431 13th Place South	Federal Way	WA	98003	1275784555	
Jon Hillyer	2601 Cherry Ave # 200	Bremerton	WA	98310	1255398178	Peninsula Pain Clinic
Jon Mortensen	10510 Gravelly Lake Drive SW	Lakewood	WA	98499	1407930456	Community Health Care - Lakewood Clinic
Jon Neher	3915 Talbot Rd S Ste 401	Renton	WA	98055	1437163201	
Jon Olson	21616 76th Avenue West Suite 209	Edmonds	WA	98026	1487703922	Dr. Jon Olson MD
Jonas Merrill	530 Bogachiel Way	Forks	WA	98331	1013287002	Forks Community Hospital
Jonathan Clemens	6981 littlerock Rd SW	Tumwater	WA	98512	1972865582	Littlerock Family Medicine
Jonathan Jin	11311 BRIDGEPORT WAY SW 204	Lakewood	WA	98499	1790776284	CHI Franciscan Health - Internal Medicine
Jonathan King	850 W Ironwood Dr	Coeur D Alene	ID	83814	1326034430	Orthopedic Surgery and Sports Medicine

Jonathan Lam	80 SW 2nd St	Renton	WA	98057	1720540867	
Jonathan McBride	1812 South J St Suite 102	Tacoma	WA	98405	1225135221	Primary Care Northwest
Jonathan Mendelsohn	19245 7th Avenue NE	Poulsbo	WA	98370	1285955526	
Jonathan Moore	9600 Veterans Drive	Tacoma	WA	98493	1578884789	VA Puget Sound Health Care System
Jonathan Ratcliff	419 S L ST	Tacoma	WA	98405	1598054413	
Jonathan Seabrook	19200 N Kelsey St	Monroe	WA	98272	1275541393	Providence Health&Services
Jonathan Shupe	1919 Lincoln Way	Coeur D Alene	ID	83814	1417241597	
Jonathan Staben	19 North Seventh St	Cheney	WA	99004	1720071889	MultiCare Rockwood Cheney Clinic
Jonathan Wells	6020 35th Ave Sw	Seattle	WA	98126	1427342591	Neighborcare Health at High Point (Dental)
Jonathan Wildi	1 Boone Rd	Bremerton	WA	98312	1710298583	NAVAL HOSPITAL
Jonathan Wilson	905 E D street	Deer Park	WA	99006	1790959971	Deer Park Family Care Clinic
Jonathan Wilton	525 Lily Rd Ne	Olympia	WA	98506	1316329980	Peter Family Medicine
Jonathan Wolman	9600 Veterans Drive	Tacoma	WA	98493	1164445607	VA Puget Sound Health Care System - American
Jonathon Hodges	3907 Hoyt Ave	Everett	WA	98201	1467862581	
Jong-Wook Ban	1010 S Scheuber Rd Ste 3 and 4	Centralia	WA	98531	1265467930	Providence - Internal Med Centralia
Joni Castaneda	4545 Point Fosdeck Drive Nw 250	Gig Harbor	WA	98335	1255626362	Multicare
Joni Ghormley	7203 129TH AVE SE STE 100	Newcastle	WA	98056	1649293267	Valley Medical Newcastle Clinic
Joonis Abdulkhader					1518154335	Providence Medical Group
Jordan Abel	931 S Market Blvd	Chehalis	WA	98532	1821438029	Providence Chehalis Family Medicine
Jordan Collier	3915 Talbot Rd S STE 401	Renton	WA	98055	1629484464	Valley Family Medicine Clinic
Jordan Espiritu	15812 E Indiana Ave	Spokane Valley	WA	99216	1982910329	CHAS Health - Valley Clinic
Jordan Gunkel	33501 First Way S	Federal Way	WA	98003		Virginia Mason
Jordan Hirschi	4815 N Assembly St	Spokane	WA	99205	1912313875	Mann-Grandstaff VA Medical Center
Jordan Leach					1962517078	Mann-Grandstaff VA Medical Center
Jordan Snell	931 S Market Blvd	Chehalis	WA	98532	1588199889	Providence Medical Group
Jordan Storhaug	9911 N Nevada St Ste 200	Spokane	WA	99218	1194088237	Providence Family Medicine Point
Jorge Chaves	1624 SOUTH I STREET SUITE 102	Tacoma	WA	98405	1265610752	Northwest Medical Specialties-Oncology
Jos Cove	315 Martin Luther King Jr way	Tacoma	WA	98405	1578613998	Multicare
Jose Gomez Bautista	624 E Front Ave	Spokane	WA	99202	1508354010	Providence Sacred Heart
Jose Manuel	1608 S. J St. 3rd Floor	Tacoma	WA	98405	1558625863	Franciscan Medical Clinic at St. Joseph
Jose Mata	9710 State Ave	Marysville	WA	98270	1346227170	Sea Mar Marysville Medical Clinic
Joseph Angel	2420 S Union Ave. Suite 300	Tacoma	WA	98405	1760743363	Multicare Medical Group
Joseph Campbell		0 Renton	WA	0	1467828186	The Doctors Clinic
Joseph Davis	1660 S Columbian Way	Seattle	WA	98108	1053421586	VA Puget Sound Health Care System
Joseph Haynes	925 East Main Street	Enumclaw	WA	98022	1811232598	Auburn Periodontics & Implantology
Joseph Herman	2620 WHEATON WAY	Bremerton	WA	98310	1558358531	Olympic Internal Medicine
Joseph Ho	615 Lilly Rd Ne Ste 220	Olympia	WA	98506	1487782009	Providence Medical Group
Joseph Kreilkamp	10414 W HIGHWAY 2 STE 10	Spokane	WA	99224	1003263542	MultiCare Rockwood Airway Heights Clinic
Joseph Lim	908 Jefferson Street 5th Floor	Seattle	WA	98104	1487104840	UW Medicine - Harborview Surgical Spine Cli
Joseph Magley	3021 Griffin Ave	Enumclaw	WA	98022	1558523241	Franciscan Medical Clinic - Enumclaw
Joseph Martinez	4201 Rucker Avenue	Everett	WA	98203	1295749729	
Joseph Mcfadden	575 E Main Street	Elma	WA	98541	1083258859	
Joseph Michael Lauinge	23213 Pacific Hwy S	Kent	WA	98032	1598840308	UW Neighborhood Kent/Des Moines Clinic
Joseph Nadeau	20 E J st	Deer Park	WA	99006	1497846612	
Joseph Ollivier	4815 N Assembly Street	Spokane	WA	99205	1427028067	Mann-Grandstaff VA Medical Center
Joseph Petersen	10 Ros Circle	Republic		99166	1467603266	Republic Medical Clinic
Joseph Regimbal	11307 bridgeport waay sw ste 200	Lakewood	WA	98499	1265466403	Franciscan Medical Clinic - Lakewood
Joseph Sclafani	7259 Calabria Ct Unit 32	San Diego		92122	1629364088	
Joseph Slotkin	17700 SE 272nd St STE 240	Covington	WA	98042	1639192495	MultiCare Clinic - Covington
Joseph Sutton	220 E Rowan Ste 300	Spokane	WA	99207	1407258783	The Doctors Clinic
Joseph Taylor	208 Cedar Creek Terrace	Ione	WA	99139	1427139583	Northeast Washington Health Program

Joseph Warner	9040 Fitzsimmons Dr	Tacoma	WA	98431	1336531763	Madigan Army
Joseph Ye	141 Lily Rd NE	Olympia	WA	98502	1700881422	Providence Associates Med
Joshua Anderson	3730 Plaza Way	Kennewick	WA	99338	1912307653	Trios Health
Joshua Griggs	1400 E. KINCAID STREET SKAGIT REGION	Mount Vernon	WA	98274	1164463378	
Joshua Hoskin	463 Tremont St W #200	Port Orchard	WA	98366	1689141442	
Joshua Hunt	606 N Pines Rd Ste 101	Spokane Valley	WA	99206	1871939355	Spokane Foot Clinic
Joshua Kachner	604 NW Richmond Beach Road	Shoreline	WA	98177	1053624866	Swedish Richmond Beach Primary Care
Joshua Kistner	5921 N Market St	Spokane	WA	99208	1942620307	CHAS
Joshua Mccoy	220 15th Ave SE Suite B	Puyallup	WA	98372	1659720084	MultiCare
Joshua Webb	3501 SHELBY RD STE B	Lynnwood	WA	98087	1063405017	
Josiah Newton	801 W 5TH AVE STE 525	Spokane	WA	99204	1215395397	
Jowairiyya Ahmad	4800 College St SE Lacey WA 98503	Lacey	WA	98503	1447539408	
Joy Bonnie	27041 St Ne	Auburn	WA	98002	1902298292	Healthpoint Auburn
Joy Chang	3021 Griffin Ave	Enumclaw	WA	98022	1194243915	Franciscan Medical Clinic - Enumclaw
Joy Molleston	7424 Bridgeport Way west suite 301	Lakewood	WA	98499	1851326722	Ruiz-Molleston Joy P MD
Joy Ziemann	34616 11th Pl S Ste 4	Federal Way	WA	98003	1679592364	Franciscan Medical Clinic - 11th Place
Joyce Burt	4404 80th St NE	Marysville	WA	98270	1336393222	
Joyce Wipf	1660 South Columbian Way	Seattle	WA	98108	1457440349	Seattle VA Primary Clinic
Joycelyn Thomas	30809 1ST Ave S	Federal Way		98003	1235595026	
Juan Bala	605 E Holland Ave Suite 200	Spokane	WA	99202	1043434681	MultiCare Rockwood Northpointe
Juan Miguel Lee	931 South Market Boulevard	Chehalis	WA	98532	1235469784	Providence Chehalis Family Medicine
Jude Verzosa	3021 Griffin Ave	Enumclaw	WA	98022	1770598112	Franciscan Medical Clinic - Enumclaw
Judith Brewer	931 S Market Blvd	Chehalis	WA	98532	1033492343	Providence Chehalis Family Medicine
Judith Epstein	10414 Beardslee Blvd Ste 100	Bothell	WA	98011	1649243668	HealthPoint
Judith Hill	1100 9TH AVE	Seattle	WA	98101	1881739696	Seattle Medical Center
Judith Miller	103 E Broadway Ave	Montesano	WA	98563	1649330333	Hometown Family Health
Judith Nielsen	31833 Gateway Center Blvd S	Federal Way	WA	98003	1093871634	Pacific Medical Centers
Judith Son	404 Black Hills In Sw Ste D	Olympia	WA	98502	1518012632	Judith Son MD
Judy Estroff	1202 Martin Luther King Jr Way	Tacoma	WA	98405	1295709715	Community Health Care
Judy Featherstone	126 Auburn Avenue Ste 300	Auburn	WA	98002	1265425946	HealthPoint
Judy Miller	103 E Broadway Ave	Montesano		98563	1649330333	
Julia Hamilton	521 E MOUNTAIN VIEW AVE	Ellensburg	WA	98926	1205273273	Central Washington Family Medical
Julia Morris					1891161865	MultiCare Auburn
Julia Sokoloff	3030 LIMITED LN NW	Olympia	WA	98502	1740342104	Sea Mar Olympia Medical Clinic
Julia Stella	33431 13th Pl S	Federal Way	WA	98003	1598296014	Healthpoint
Julian Rodriguez	3000 Limited Lane Nw	Olympia	WA	98502	1235204801	West Care Clinic
Julie Ann Hornsby	4112 Harbour Pointe Blvd Sw Ste 100	Mukilteo	WA	98275	1407304587	Providence Health&Services
Julie Bartok	911 N 10th Place	Renton	WA	98057	1760750046	Swedish Renton Primary Care
Julie Calderon	2690 NE Kresky Ave	Chehalis	WA	98532	1700228152	Valley View Health Center
Julie Cunningham	1901 S Cedar Street Suite 108	Tacoma	WA	98405	1053864652	Seven Hills Medical Group
Julie Doyle	212 E Central Ave Ste 440	Spokane	WA	99208	1891767190	Providence Health Services
Julie Funke	1203 Idaho Street	Lewiston	ID	83501	1285091306	CHAS
Julie Golbek	17700 SE 272nd St Suite 220 and 240	Covington	WA	98042	1124556667	MultiCare Covington Clinic Family Practice
Julie Jungels	19200 N Kelsey St	Monroe	WA	98272	1639360662	Providence Clinic - Monroe
Julie Komarow	10004 204TH Ave E #3400	Bonney Lake	WA	98391	1295757862	
Julie Lerman	4001 N Cook St	Spokane	WA	99207	1477900793	
Julie Mcpherson	17639 100TH AVE SW	Vashon	WA	98070	1295159804	Fulton Family Medicine
Julie Min	9600 Veterans Dr SW	Tacoma	WA	98493	1154399566	VA Puget Sound Healthcare System
Julie Moran	905 EAST D STREET	Deer Park		99006	1558367961	Deer Park Family Care
Julie Rice	18313 Paulson St SW Ste A	Rochester	WA	98579	1275622201	Rochester Family Medicine
Julie Rietze	546 N Jefferson Lane Suite 200	Spokane	WA	99201	1407926256	Columbia Medical Associates

Julie Silverman	1100 Olive Way Suite 1400	Seattle	WA	98101	1922237650	VA Puget Sound HSR&D Metro Park West
Julie Taraday	500 17th Ave #2E	Seattle	WA	98122	1912061854	
Juliet Bliss	403 E Meeker St Ste 200	Kent	WA	98030	1578974911	Healthpoint Kent
Julietta Shapiro	903 S Adams	Ritzville	WA	99169	1356824114	East Adams Rural Healthcare
Juliette Erickson	1020 Anderson Dr. Suite 203	Aberdeen	WA	98520	1851489660	Family Medicine of Grays Harbor
Jullie Goldbeck	17700 SE 272nd St	Covington	WA	98042		
Junghee Che	9104 S Tacoma Way STE 106F	Lakewood	WA	98499	1144510884	
Justen Chapman	9001 N Country Homes Blvd	Spokane	WA	99218	1720434343	Multicare Rockwood North Clinic
Justin Barker	400 E 5th	Spokane		99202		
Justin Bowles	1322 3rd St SE Ste 300	Puyallup	WA	98372	1649533993	MultiCare East Pierce Family Medicine
Justin Cooper	502 54th Ave E	Fife	WA	98424		MultiCare
Justin Eckert	2508 Wheaton Way	Bremerton	WA	98310	1699142885	Peninsula Community Health Services
Justin Esterberg	601 Broadway	Seattle		98122	1558494427	
Justin Lang	10414 US-2 #10	Spokane	WA	99224		
Justin Ledesma	16259 Sylvester Rd Sw Ste 301 206 965 27	Burien	WA	98166	1467743682	Franciscan Orthopedic Associates
Justin Maughan	9220 Ridgetop Blvd NW #110	Silverdale	WA	98383		Maughan Prosthetic & Orthotic
Justin Medlock	1007 39th Ave SE	Puyallup	WA	98374	1891132866	Kaiser Permanente - Puyallup Medical Center
Justin Taylor	600 E Main St	Elma	WA	98541	1558697698	Summit Pacific Healthcare Clinic Primary Car
Justin Wheeler	1620 Cooper Point Road SW	Olympia	WA	98502	1265564009	Providence Medical Group
Justin Woods	104 W 5th Ave Ste 200W	Spokane	WA	99204	1861889354	Providence Family Medicine North Spokane
K Burnell Schaetzel-Hill	408 B Lily Rd Ne	Olympia	WA	98506	1073573838	K B Family Practice
Kacy Scarpa	4001 N Cook St	Spokane	WA	99207	1508405259	Unify Community Health
Kaeley Kaplan	3500 Orchard Place	Bellingham	WA	98225	1699115345	Family Health Asociates
Kaelin Whitcomb	16528 E Dusmit Court Ste B3100	Spokane Valley	WA	99216	1215596465	Providence Health Services
Kailey Redding	3100 Northwest Bucklin Hill Road Suite 202	Silverdale	WA	98383	1760090914	
Kaitlin Amicone	34716 1st Ave S	Federal Way	WA	98003		
Kale Quackenbush	17700 SE 272nd St #220	Covington	WA	98042	1578941522	Covington Primary Care
Kalyca Seabrook	9245 Rainier Ave S	Seattle	WA	98118	1457997520	
Kamala Jain	1660 S. Columbian Way S-111-GIMC	Seattle	WA	98108	1770680886	VA Puget Sound Health Care System
Kamran Khan	30809 1ST AVE SOUTH SUITE A	Federal Way	WA	98003	1447472204	Franciscan Medical Clinic-Federal Way
Kamyar Vaziri	9230 Sky Island Drive E	Bonney Lake	WA	98391	1366539421	Franciscan Health System
Kang Zhang	624 E Front Ave	Spokane	WA	99202	1023304359	
Kanwardeep Sidhu	205 10TH ST NE Ste 200	Auburn	WA	98002	1104171974	Franciscan Medical Clinic - Auburn
Kapil Gangwal	1330 Rockefeller Ave STE 210	Everett	WA	98201	1891967683	The Everett Clinic-North Everett
Kara Kime	1200 COOPER POINT RD SW STE 100	Olympia	WA	98502	1700345196	
Kara Rasplica	1608 S. J st. 1st Floor	Tacoma	WA	98405	1225320864	Franciscan Women's Health Assoc- St Joe's
Kara Warden	3901 Hoyt Ave	Everett	WA	98201	1336267806	The Everett Clinic
Karen Bloom	1630 Grove Street	Marysville	WA	98270	1144469099	Grove Street Family Clinic
Karen Carlson	2555 Marvin Rd NE	Lacey	WA	98516	1245317486	Hawks Prairie Internal Medicine
Karen Dykes	16045 1st Avenue South 2nd Floor	Burien	WA	98166	1285868984	
Karen Huisinga	1901 S Cedar Street Suite 201	Tacoma	WA	98405	1114980828	MultiCare Rheumatology Specialists
Karen Johnson	500 19TH AVE E	Seattle	WA	98112	1932187762	Country Doctor Community Clinic
Karen Miller	25989 Barber Cut Off Road	Kingston	WA	98346	1093918195	Kingston Medical
Karen Myren	875 Wesley St Ste 250	Arlington	WA	98223	1508092784	Family Medicine
Karen Noyes	400 E 5th Avenue Ste 3N	Spokane	WA	99202	1700178290	Rockwood Clinic
Karen Okeefe	722 N State St	Bellingham		98225	1184671364	
Karen Quaynor	4111 194th Street SW	Lynnwood	WA	98036	1407116593	Community Health Center - Snohomish Coun
Karen Rongren	10414 Beardslee Blvd	Bothell	WA	98011	1598758328	Healthpoint Bothell
Karen Schowalter	1322 3rd St Se Ste 240	Puyallup	WA	98372	1770945065	Multicare East Pierce Family Medicine
Karen Stanek	1315 N Division St	Spokane	WA	99202	1225017411	
Karen Yopez	1608 S J St 3rd Floor	Tacoma	WA	98405	1003213463	Franciscan Medical Clinic- St. Joseph

Karena Whitworth	3915 Talbot Rd S STE 401	Renton	WA	98055	1245686948	Valley Family Medicine Clinic
Kari Heber	9040 JACKSON AVE	Tacoma	WA	98431	1316937683	
Kari Lima					1194977272	Providence Medical Group
Karin Nelson	1660 SOUTH COLUMBIAN WAY S-111-GM	Seattle		98108	1013977826	
Karla Bryant	1660 S. Columbian Way	Seattle	WA	98108	1548229024	VA Puget Sound Health Care System
Karla Rivera	3919 N Maple St	Spokane	WA	99205	1437570280	CHAS Market St Clinic
Karli Berry	450 S Kitsap Blvd Ste 210	Port Orchard	WA	98366	1699149021	Franciscan Medical Clinic - Port Orchard
Karlyn Smoak	2020 E 29TH AVE	Spokane	WA	99203	1144663329	Providence Family Medicine South Hill
Karolina Wilczynska-Ob	150 Dennis St. SW	Tumwater	WA	98501	1760414668	Tumwater Family Practice Clinic
Karrie Fox	5130 Corporate Center Ct SE	Lacey	WA	98503	1164645487	Pioneer Family Practice
Karyn Harkins	315 Martin Luther King Jr Way	Tacoma	WA	98405	1336231901	
Kashif Saeed	3315 S 23RD ST SUITE 200	Tacoma	WA	98405	1073809224	
Kashish Goyal	3021 Griffin Ave	Enumclaw	WA	98022	1134672298	
Kashmira Singh	11603 State Ave Suite G	Marysville	WA	98271	1194038182	Providence Marysville Clinic
Kate Bellevue	1660 S Columbian Way	Seattle	WA	98108	1427478528	VA Puget Sound Health Care System
Kate Slaymaker	931 South Market Boulevard	Chehalis	WA	98532	1538622907	Providence Medical Group
Katelyn Spencer	25989 Barber Cut Off Rd	Kingston	WA	98346	1164048922	
Katerina Radkevich	1660 S Columbian Way	Seattle		98108	1043334147	VA Puget Sound Health Care System
Katha Gazda	1006 North H Street	Aberdeen	WA	98520	1144716341	GHCH Aberdeen F Street Clinic
Katharine Caldwell	1920 100th St SE Suite B	Everett	WA	98208	1598990392	Sea Mar Everett Medical Clinic
Katharine Mckenzie	10521 MERIDIAN AVE N	Seattle		98133	1548607609	
Katharine Meleney	16045 1st Avenue South 1st Floor	Burien	WA	98148	1275972614	
Katharine Won	33431 13th Place South	Federal Way	WA	98003	1902337058	
Katherine Britt	4700 Point Fosdick Dr NW #308	Gig Harbor	WA	98335	1730156308	
Katherine Bumstead	4112 HARBOUR POINTE BLVD SW Suite 1	Mukilteo	WA	98275	1639270762	Harbour Pointe Medical Clinic
Katherine Davidson	325 E Pioneer Ave	Puyallup	WA	98371	1316401565	Mobilecare Integrated Health Clinic
Katherine Fate	6020 35th Ave SW	Seattle	WA	98126	1124429428	
Katherine Hebard	9750 Levin Rd Levin Rd Nw	Silverdale	WA	98383	1760473631	Kitsap Obgyn PLLC
Katherine Hoang	4550 FAUNTLEROY WAY SW SUITE 100	Seattle	WA	98126	1417169277	Franciscan Medical Clinic - West Seattle
Katherine King	105 W 8th Ave Ste 200	Spokane	WA	99204	1841382033	Providence Neurosurgery
Katherine Landy	521 Martin Luther King Jr Way	Tacoma	WA	98405	1417974445	MultiCare Tacoma Family Medicine
Katherine Lindley	21610 Pacific Way	Ocean Park	WA	98640	1518338714	Family Health Center At North Beach
Katherine Longinotti	1720 2nd St	Cheney	WA	99004	1033561766	CHAS Administration Office
Katherine Martin	2920 S Meridian Ste 100	Puyallup	WA	98372	1568653509	Rainier Hematology Oncology
Katherine Milam	1202 Martin Luther King Jr Way	Tacoma	WA	98405	1306228325	Community Health Care
Katherine Nall Birrer	605 E Holland Suite 200	Spokane	WA	99218	1003292368	Multicare Rockwood North Clinic
Katherine Reynolds	1212 N Pines	Spokane Valley	WA	99206	1114585346	Providence Health&Services
Katherine Ritchey	9600 Veterans Dr SW	Tacoma	WA	98493	1558689257	VA Puget Sound Health Care System
Katherine Shield	931 S Market Blvd	Chehalis	WA	98532	1760971550	Providence Health&Services
Katherine Wakefield	1660 South Columbian Way	Seattle	WA	98108	1346766508	VA Puget Sound Health Care System
Katherine Wertin	403 East Meeker St Suite 200	Kent	WA	98030	1720348154	MultiCare Tacoma Family Medicine
Katherine Wingo	9040A Jackson Avenue	Tacoma	WA	98431	1649662370	Madigan Army Medical Center
Kathie Hackney	237 Professional Way	Shelton	WA	98584	1639166176	MGH - Olympic Physicians
Kathleen Driscoll	1629 N 45th St	Seattle	WA	98103	1215358270	45th Street Clinic
Kathleen Dunbar	1424 Broadway	Everett	WA	98201	1144463480	Community Health Center Everett-North Med
Kathleen Farrell	808 N 5TH AVE	Sequim		98382	1285635086	
Kathleen Fitzpatrick	202 N Division St Ste 301	Auburn	WA	98001	1164734117	Multicare Clinic - Auburn Internal Med
Kathleen Hurd	520 Lilly Road NE - OFFICE RETIRED	Olympia	WA	98506	1740346469	Woodard Creek Family Health - OFFICE RETI
Kathleen Janel	315 LINCOLN AVE #1 SUITE H	Mukilteo	WA	98275	1770669475	Specialty and Natural Medicine
Kathleen Magonigle	3124 S 19th St Ste 240	Tacoma	WA	98405	1114111390	MultiCare Tacoma Central Internal Medicine
Kathleen Rean	1660 S Columbian Way	Seattle	WA	98108	1154672046	VA Puget Sound Health Care System

Kathleen Roberts	1112 South Cushman Avenue	Tacoma	WA	98405	1053307090	Sea Mar Tacoma Medical
Kathleen Volkman	1355 N 205th St	Shoreline	WA	98133	1174822936	UW Medicine Shoreline Clinic
Kathleen Waddell	33501 First Way South	Federal Way	WA	98003	1699809319	Virginia Mason Federal Way
Kathlyn Tonti	9177 Ridgetop Blvd NW	Silverdale	WA	98383	1902829245	
Kathryn Dean	2555 Marvin Rd NE	Lacey	WA	98516	1265877278	Hawks Prairie Internal Medicine
Kathryn Harris	4800 Sand Point Way Northeast	Seattle	WA	98105	1619174026	
Kathryn Harshman	3030 Limited Lane NW	Olympia	WA	98502	1952537706	Sea Mar Olympia
Kathryn Miles	105 W 8th #6020	Spokane		99204		
Kathryn Moore	15812 E Indiana Ave	Spokane Valley	WA	99216	1750740262	CHAS Health - Valley Clinic
Kathryn Ordon	202 N. Division Plaza Two Suite 405	Auburn	WA	98001	1992296842	
Kathryn Pearson	12910 Totem lake Blvd Ne Ste 101	Kirkland	WA	98034	1538158837	PacMed
Kathryn Sander	15812 E Indiana Ave	Spokane Valley	WA	99216	1215118732	CHAS Health - Valley Clinic
Kathryne Lucas	1720 Cooks Hill Rd	Centralia	WA	98531	1821288986	Providence General Surgery
Katie Carper	9505 Steele Street South	Tacoma	WA	98444	1578846796	Tacoma South Medical Center
Katie Christensen	3010 S SOUTHEAST BLVD STE A	Spokane	WA	99223	1164450375	Columbia Medical Associates
Katie Clarkson	1020 Anderson Dr Ste 203	Aberdeen	WA	98520	1497927297	Sea Mar Community Health Center
Katie Huynh	700 W. Ironwood Dr. Ste 258	Coeur D Alene	WA	83814	1720390412	Kootenai Clinic Neurosurgery
Katie Johnson	1615 Delaware St	Longview	WA	98632	1184192189	Peace Health Medical Group
Katie Rose	3920 Capital Mall Drive Sw Ste 200	Olympia	WA	98502	1053888529	Olympia Family and Internal Medicine
Katie Sullivan	3919 N Maple St	Spokane	WA	99205	1336784628	
Katrina Gardner	2511 M Avenue Ste A	Anacortes	WA	98221	1528379518	Island Family Physicians
Katrina Keller	PO Box 713	Post Falls	ID	83877	1972860815	Inland Community House call
Katrina Monti	9040 Fitzsimmons Dr	Tacoma	WA	98431	1366764730	Madigan Army Medical Center
Katrina Murphy	4545 Cordata Parkway Suite 2A	Bellingham	WA	98226	1134575608	
Katrina Roys	875 Wesley St #250	Arlington	WA	98223	1992286181	
Katrina Stringer	939 Mtn. View Dr Suite 100	Shelton	WA	98584	1124409198	Family Practice Center of Grays?
Katy Palmer	11216 SUNRISE BLVD E	Puyallup	WA	98374	1083151880	
Kavita Deonarine	9927 Mickelberry Rd. Ste 121	Silverdale	WA	98383	1225349137	
Kavita Kumar	9600 Veterans Drive	Tacoma	WA	98493	1326308461	
Kavitha Chunchu	4420 76th St Ne	Marysville		98270	1770595019	
Kay Brooks	531 Adams Ave	Morton	WA	98356	1831170158	
Kay Gentry	518 East Clay Ave	Chewelah	WA	99109	1689123622	Chewelah Community Health Center
Kayla Fix	624 E Front Ave	Spokane	WA	99202	1710411947	Providence Medical Group
Kayla Winkle	15812 E Indiana	Spokane	WA	99216	1083007363	
Kaylie Sylvester	4001 N Cook St	Spokane	WA	99207	1497310411	
Kaylyn Wayman	600 East Main Street	Elma	WA	98541	1346726825	Summit Pacific
Kc Graham	237 Professional Way	Shelton	WA	98584	1467857532	Mason General Olympic Physicians
Keeley Johnson	1322 3rd ST Se Ste 240	Puyallup	WA	98372	1730664079	East Pierce Family Medicine
Keenan Milonas	705 W 7th Ave Suite G	Spokane	WA	99204	1629364963	Custom Medicine MD
Keiko Howard	11311 BRIDGEPORT WAY SW STE 100	Lakewood	WA	98499	1639308331	Franciscan Rheumatology Associates at St. C
Keiran Shute	745 Williams St	Mossyrock	WA	98564	1184064388	Riffe Medical Center
Keith Bell	714 W Pine St	Newport	WA	99156	1932394772	Family Health Center Newport
Keith Erickson	11603 State Avenue Suite G	Marysville	WA	98271	1225009061	Providence Medical Group
Keith Hanley	3475 N Saratoga St	Oak Harbor	WA	98278	1275511198	Naval Health Clinic Oak Harbor
Keith Morton	9631 N Nevada Ste 300	Spokane	WA	99218	1568564664	
Kelley Randall	NAVAL HOSPITAL ONE BOONE ROAD	Bremerton		98312	1841203130	
Kelli Campbell	888 Swift Boulevard	Richland	WA	99352	1639113616	
Kellie Harkness	8315 Normandy St SE 304	East Olympia	WA	98540	1720541683	Harkness Medical Group PLLC
Kelly Anderson	100W South Ave	Chewelah	WA	99109	1073844403	Providence Northeast Washington Medical G
Kelly Barbour	200 S 2nd St	Renton	WA	98057	1982671913	HealthPoint Renton
Kelly Behne	521 East Mountain View Ave	Ellensburg	WA	98926	1659794923	CHCW Ellensburg

Kelly Demele	669 Woodland Square Loop SE	Lacey	WA	98503	1558451781	Sea Mar Lacey Medical Clinic
Kelly Glidewell	1200 E Columbia	Colville	WA	99114	1821444704	
Kelly Grieves	9911 N Nevada #200	Spokane	WA	99218	1013969401	Providence Family Medicine Northpointe
Kelly Nelson	1326 N STANFORD LN	Liberty Lake		99019	1720293749	
Kelly Truesdale	21 N.E. Romance Hill Rd.	Belfair	WA	98528	1154618882	Harrison HealthPartners Primary Care Belfair
Kelly Welz	3901 HOYT AVE	Everett	WA	98201	1699855544	
Kelly Witte	358 N Main St	Colville	WA	99114	1073905741	
Kelsay Mcfall	5741 n 26th st Suite 15	Tacoma	WA	98405	1124438619	Franciscan Prompt Care at St. Joseph
Kelsey Finn	1202 Martin Luther King Jr Way	Tacoma	WA	98405	1144658188	Community Health Care
Kelsey Motanic	2209 E 32ND ST	Tacoma	WA	98404	1083146856	Puyallup Tribal Health Authority
Kelsey Wardlow	134 188th Street S	Spanaway	WA	98387	1760964316	Community Health Care
Ken Lee	2740 Pacific Ave Se	Olympia	WA	98501	1740462233	Ken P. Lee MD PLLc
Kendel Bormann	9600 Veterans Drive	Tacoma	WA	98493	1508168733	
Kendra Lemery	15812 E Indiana Ste 200	Spokane Valley	WA	99216	1164062527	
Kennedy Cathcart	6120 N Mayfair #101	Spokane		99208		
Kenneth Bakken	2200 N 30TH ST SUITE 201	Tacoma	WA	98403	1619052289	Bayview Medical Clinic
Kenneth Kay	100 NE GILMAN BLVD	Issaquah	WA	98027	1982628384	Virginia Mason-Issaquah Medical Center
Kenneth Kooser	4800 College St SE	Lacey	WA	98503	1306920772	Providence Immediate Care Lacey
Kenneth Lindsey	603 s chestnut st	Ellensburg	WA	98926		
Kenneth Mcelroy	11 Schouweiler Road	Elma	WA	98541	1093923005	
Kenneth Nwosu	1519 3rd St SE #101	Puyallup	WA	98372	1013233428	
Kenneth Scherbarth	1802 S Union Ave Ste 200	Tacoma	WA	98405	1942297353	Northwest Family & Spinal Clinic
Kenneth Wiscomb	213 BENDIGO BLVD N SUITE 1	North Bend	WA	98045	1053351197	Dawn M. Finney MSW
Kerbie Barrantes	815 K St	Hoquiam	WA	98550	1649800426	
Kerlan Wolsey	209 M L King Jr Way	Tacoma	WA	98405		
Kerri Orf	510 Boren Ave. N	Seattle	WA	98109	1831139724	
Kerry Biermann	3240 Ne 3rd Ave	Camas	WA	98607	1437299088	Lacamas Medical Group
Kerry Gould	820 S MCCLELLAN ST STE 200	Spokane	WA	99204	1205313467	
Kerry Traugott	450 S Kitsap Blvd Suite 210	Port Orchard	WA	98366	1396118469	Harrison HealthPartners CHI Franciscan Heal
Ketan Mehta	9040 Fitzsimmons Dr	Tacoma	WA	98431	1184124687	Madigan Army Medical Center
Kevan Coffey	1003 Koala Avenue	Omak	WA	98841	1174879126	Family Health Centers
Kevin Bichler	12418 E SALTESE AVE	Spokane Valley	WA	99216	1811226962	Optimal Healthcare
Kevin Bolland	9720 S Tacoma Way	Lakewood	WA	98499	1962543033	Northwest Integrated Health
Kevin Braun	525 Lilly Rd NE	Olympia	WA	98506	1407890023	
Kevin Bulley	11019 CANYON RD E STE A	Puyallup	WA	98373	1083611768	MutliCare Summit View Clinic
Kevin Corman	315 Martin Luther King Jr Way	Tacoma	WA	98405	1649559204	
Kevin Costa	165 E Desmet Court Suite B2100 B3100	Spokane Valley	WA	99216	1932555315	
Kevin Duran	931 S Market Blvd	Chehalis	WA	98532	1043709314	Chehalis Family Medicine
Kevin Haughton	525 LILLY RD NE STE 250	Olympia	WA	98506	1386645281	East Olympia Family Medicine
Kevin Lind	1901 South Union Ave Suite B3010	Tacoma	WA	98405	1942243993	
Kevin Mckeighen	3021 Griffin Ave	Enumclaw	WA	98022	1841205283	Franciscan Medical Clinic - Enumclaw
Kevin Neal	5471 N 20th St Ste 115	Tacoma	WA	98407	1790309631	Franciscan Medical Clinic
Kevin Nguyen	401 Olympia Ave NE Unit 213	Renton	WA	98056	1811335557	Chirodynamic Accident & Injury Specialist
Kevin Sullivan	208 Cedar Creek Ter	Ione	WA	99139	1356886998	Selkirk Community Health Center
Kevin Taggart	611 31st Ave Sw	Puyallup	WA	98373	1588727846	Sound Family Medicine
Kevin Touney	700 Lilly Rd NE	Olympia	WA	98506	1538211768	
Kevin Trippe	16251 Sylvester Rd SW	Burien	WA	98166	1033721667	
Kevin Urmaza	16315 NE 87th St Ste B6	Redmond	WA	98052	1447612361	HealthPoint
Kevin Welk	2320 Freeway Drive	Mount Vernon	WA	98273	1902804925	Skagit Regional Clinics Rheumatology Riverb
Khac Le	16315 NE 87th St Ste B6	Redmond	WA	98052	1982055521	HealthPoint
Khadmi Sayed	12800 Bothell-Everett Highway	Everett	WA	98208		

Khamphoucanh Southis	4400 37th Ave S	Seattle	WA	98118	1114316734	Neighborcare Health at Columbia City
Khanh Nguyen	315 Martin Luther King Jr Way	Tacoma	WA	98405	1871509851	MultiCare Tacoma General Hospital
Khue Dung Nguyen	660 SW 39th Ste 150	Renton	WA	98057	1952369498	Southlake Clinic
Khushboo Mehta	15809 Bear Creek Pwy #100	Redmond	WA	98052	1407909567	
Khushbu Sodhi	1322 3rd St SE	Puyallup	WA	98372	1134682529	
Ki Deuk Wohlfert	202 North Division St Ste 301	Auburn	WA	98002	1679610885	Multicare Health System
Kial Wiley	1322 3RD ST SE STE 240	Puyallup		98372	1821485020	
Kim Dougan	3525 Ensign Rd. NE	Olympia	WA	98506	1164683512	UW Neighborhood Olympia Clinic
Kim Farrell	10030 SW 210TH ST	Vashon	WA	98070	1306880430	Neighborcare Health at Vashon
Kim Nguyen	19200 N Kelsey St	Monroe	WA	98272	1053861161	Providence Health&Services
Kim O'Connor	4245 Roosevelt Way NE	Seattle	WA	98105	1841376621	UW Medicine-Roosevelt
Kim Pittenger	13014 120TH AVE NE	Kirkland	WA	98034	1255344909	
Kim Pruess Nevins	751 NE Blakely Drive Suite 5010	Issaquah	WA	98029	1982684833	Swedish Issaquah Primary Care Clinic
Kimberley Nakai	2555 Marvin Rd Ne	Lacey	WA	98516	1710426002	Providence Medical Group
Kimberly Britsch	ADDRESS 525 LILLY ROAD NE	Olympia	WA	98506	1578120630	St. Peter Family Medicine
Kimberly Collins	314 NE Thornton PL	Seattle	WA	98125	1982869848	UW Neighborhood Northgate Clinic
Kimberly Durant	8420 GAS HOUSE PIKE STE U	Frederick	MD	21701	1871896514	
Kimberly Edgerton	9631 N Nevada St Ste 210	Spokane	WA	99218	1811068836	Jamison Family Medicine
Kimberly Elliott	1450 NORTHWEST LN SE STE A	Lacey	WA	98503	1588862098	Providence Medical Group - Panorama Clinic
Kimberly Free	2530 Ne Kresky Ave Ste B	Chehalis	WA	98532	1639499593	Chehalis Naturopathic Medicine
Kimberly Ireland	150 DENNIS ST SW	Tumwater	WA	98501	1285711358	
Kimberly Morris	4815 N Assembly Street	Spokane	WA	99205	1417910233	Mann-Grandstaff VA Medical Center
Kimberly Newell	2555 Marvin Rd NE	Lacey	WA	98516	1336446012	Providence Hawks Prarie Family Medicine
Kimberly Roberts	11511 Canterwood Blvd NW Suite 320	Gig Harbor	WA	98332	1437501699	
Kimberly Sales	1202 Martin Luther King Jr Way	Tacoma	WA	98405	1467460675	Community Health Care
Kimberly Sandstrom	26401 Pacific Highway S Ste 101	Des Moines	WA	98198	1215182498	HealthPoint - Midway
Kimberly Simmons	16225 NE 87th st	Redmond	WA	98052	1912131913	HealthPoint Redmond
Kimberly Thomas	500 Lilly Rd NE 204	Olympia	WA	98506	1407211683	
Kimberly Tsutsui	2209 N Pearl St #100	Tacoma	WA	98406	1700357191	
Kimberly Valencia	9537 Gravelly Lake Dr SW	Lakewood	WA	98499	1457532558	Vashon Womens Health Center
Kimo Hirayama	3815 S Othello St Fl 2	Seattle	WA	98118	1336242734	
Kin Lui	1818 121ST ST SE	Everett	WA	98208	1740288281	The Everett Clinic at Silver Lake
Kingsley Ugorji	1001 W 2nd Avenue	Spokane	WA	99201	1932122116	CHAS
Kiran Agarwal	17707 W Main St	Monroe	WA	98272	1710346135	Seamar
Kiran Bhandari	23320 Highway 99	Edmonds	WA	98026	1487035630	CHCSC
Kirk Danielson	800 College St SE	Lacey	WA	98503	1093820797	Providence Health&Services
Kirk Dawson	4001 Capital Mall Dr SW	Olympia	WA	98502	1902850803	OLYMPIA NURSING HOME CONSULTANTS
Kirsten Anderson	3915 Talbolt Rd S Ste 401	Renton	WA	98055	1639609803	Valley Family Medicine Clinic
Kirsten Day	33431 13th Pl S	Federal Way	WA	98003	1861856585	HealthPoint
Kirsten Robinson					1841360468	Kaiser Permanente
Kirstin Williams	122 Washington Ave S	Orting	WA	98360	1871049098	
Kitty Sabatino	9631 N. Nevada St. STE 100	Spokane	WA	99218	1821460759	Columbia Medical Associates-North
Krissa Orlowski	11019 Canyon Rd E Suite A	Puyallup	WA	98373	1578813465	
Krisstina Gowin	3700 PACIFIC HWY E SUITE 100	Fife		98424	1477845089	
Krista Banks	801 E Main Ave	Puyallup	WA	98372	1457898769	Dove Medical Clinic
Krista Tickemyer	925 E. Polston Ave.	Post Falls	ID	83854	1114393618	Heritage Health
Kristan Guenterberg	9927 Mickelberry Rd Ste 121	Silverdale	WA	98383	1659593754	Kitsap General Surgery Pllc
Kristen Abrams	5700 100th St SW Ste 510	Lakewood	WA	98499	1841449170	Multicare Clinic - Lakewood
Kristen Drury	26458 Maple Valley Black Diamond Rd SE	Maple Valley	WA	98038	1053560524	UW Maple Valley Clinic Urgent Care
Kristen Hardy	2020 E 29th	Spokane	WA	99203	1215125646	
Kristen Kelly	10521 Meridian Ave N	Seattle	WA	98133	1417057407	Community Healthcare

Kristen Senter	3919 N Maple St	Spokane	WA	99201	1356799498	CHAS
Kristen Sylvester	626 6th St	Bremerton	WA	98337	1417447830	Peninsula Community Health Services
Kristey Kendall	5814 Graham Ave #100	Sumner	WA	98390	1669622056	MultiCare Sumner
Kristi Moffat	14720 Main St NE Suite 109	Duvall	WA	98019	1962503235	Evergreen Health - Duvall
Kristian Enghusen	322 W North River Dr	Spokane	WA	99201	1053738443	
Kristin Anderson	2101 E Yesler Way Ste 210	Seattle	WA	98122	1255501292	Country Doctor CHC-Carolyn Downs Family I
Kristin Burns	10024 Se 240th St Ste 201	Kent	WA	98031	1609401686	Family Care
Kristin Comstock	1200 E Columbia Ave	Colville	WA	99114	1528445368	
Kristin Lee	1624 South I St. Suite 305	Tacoma	WA	98405	1023071370	Infections Limited P.S.
Kristin Obillo	12800 Bothell Everett Hwy # 160	Everett	WA	98208	1235399809	Providence Health Services
Kristin Parker	3915 Talbot Rd S Suite 200	Renton	WA	98055	1508150152	Healthpoint Renton
Kristin Paul	925 E Polston Ave	Post Falls	ID	83854	1851646731	Heritage Health
Kristin Sanchez	616 6th St	Bremerton	WA	98337	1649620915	Peninsula Community Health Services
Kristin Tang	33431 13TH PL S	Federal Way	WA	98003	1053775015	
Kristin Thai	3915 TALBOT RD S	Renton	WA	98055	1295226355	
Kristin Wyrick	2901 174th Street NE	Marysville	WA	98271	1669486155	The Everett Clinic - Smokey Point
Kristina Anderson	5901 N Lidgerwood Ste 223	Spokane	WA	99208	1184733636	Northside Family Medicine
Kristina Bowen	1215 N McDonald Rd Ste 101	Spokane Valley	WA	99216	1407177918	Spokane Internal Medicine
Kristina Campbell	1717 13th Street Suite 401	Everett	WA	98201	1386199586	Providence Medical Group
Kristina Gloria	9605 Sandifur Parkway	Pasco	WA	99301	1598955023	Kadlec Clinic Pasco Primary Care
Kristina Hansen	611 31ST AVE SW	Puyallup	WA	98373	1154846335	
Kristina King	931 S Market Blvd	Chehalis	WA	98532	1104270313	
Kristina Manion	Plaza Two 202 N Division St Suite 405	Auburn	WA	98001	1679784623	
Kristina Petsas	209 Martin Luther King Jr Way	Tacoma	WA	98405	1003159948	Kaiser Permanente Orthopedics
Kristina Stewart	1414 N Vercler Rd Bldg 4	Spokane Valley	WA	99216	1932276417	Gilman Family Practice
Kristina Swiggum	1215 N McDonald Rd Ste 101	Spokane Valley	WA	99216	1225122591	Multicare
Kristina Van Niel	2508 Wheaton Way	Bremerton	WA	98310	1750863403	Wheaton Medical
Kristina Weiss	24218 SE 261st Place	Maple Valley	WA	98038	1578010310	CHAS Health
Kristine Brecht	14212 Ambaum Blvd SW 304	Burien	WA	98166	1922071802	
Kristine Brenc	915 NE Valley Rd	Pullman	WA	99163	1518279959	
Kristine Rueda	3730 PLAZA WAY 5TH FLOOR TRIOS CAR	Kennewick		99338	1720349509	
Kristine Senkier	11225 Pacific Ave	Tacoma	WA	98444	1336541648	Community Health Care - Parkland Clinic
Kristine Tiuseco	315 Martin Luther King Jr Way	Tacoma	WA	98405	1366556227	Multicare
Kristine Young	275 SE Cabot Dr Ste B101	Oak Harbor	WA	98277	1033109772	
Kristoffer Valenzuela	2508 Wheaton Way	Bremerton	WA	98310	1659712842	Peninsula Community Health Services
Kristopher Dunbrack	3021 Griffin Ave	Enumclaw	WA	98022	1699126755	Franciscan Medical Group
Kristy Thompson	17432 State Route 9 Southeast suite 201	Snohomish	WA	98296	1205020591	Providence Medical center
Kristy Walton	5700 100 st SW ste 510	Lakewood	WA	98499	1013221522	MultiCare Lakewood Urgent Care
Kristy Whitney	13221 E 32nd Ave	Spokane	WA	99216	1184149890	Rockwood Family Medicine
Krushangi Patel	16233 Sylvester Road SW Suite 110	Burien	WA	98166	1912266339	
Krystal Gregg	660 S Columbian Way	Seattle	WA	98108	1003294703	VA Puget Sound Health Care System
Krystina Boyko	33431 13th Place S	Federal Way	WA	98003	1932530623	HealthPoint - Federal Way
Kully Woodruff	10414 Beardslee Blvd	Bothell	WA	98011	1750624813	
Kunal Shah	105 W 8th ste 200	Spokane		99204	1285878868	
Kurt Billett	12710 Totem Lake Blvd	Kirkland	WA	98034		
Kurt Myers	104 W 5th Ave Suite 200W	Spokane	WA	99204	1255794723	Providence Family Medicine North Spokane C
Kwabe Obeng	3622 Ensign Road NE	Olympia	WA	98506	1780775346	Sea Mar Thurston
Kwanghoon Han	4245 Roosevelt Way NE Box 354740	Seattle	WA	98105	1740201615	UW Medical Center-Roosevelt
KWO WEI Ho	505 NE 87TH AVE STE 460	Vancouver	WA	98664	1063894541	
Kwon Sohn	8511 South Tacoma Way #200	Lakewood	WA	98499	1427454354	Christian Family Care
Kyla Halsor	521 Martin Luther King Jr Way	Tacoma	WA	98405	1225531098	

Kyle Bauer	9040 JACKSON AVE	Tacoma	WA	98431	1134750599	
Kyle Jordan	1909 214th Street SE	Bothell	WA	98021		
Kyle Robles	220 E Rowan Ste 300	Spokane	WA	99207	1821645979	The Doctors Clinic
Kyong Kim	11306 BRIDGEPORT WAY SW SUITE D	Lakewood		98499	1124009303	
Lacey Bliss	23213 Pacific Hwy S	Kent	WA	98032	1548529837	UW Neighborhood Kent/Des Moines Clinic
Lacey Wheeler	1660 S Columbian Way	Seattle	WA	98108	1699222489	VA Puget Sound Health Care System
Ladonna Robey	3030 Limited Lane NW	Olympia	WA	98502	1497261689	SeaMar Olympia
Laila Siddiqui	1708 E 44th St	Tacoma	WA	98404	1801117353	Eastside Medical Clinic
Laine Cox	120 W Mission Ave	Spokane	WA	99207		
Laird Findlay	1330 Rockefeller Avenue Suite 210	Everett	WA	98201	1447351416	Providence Medical Group Internal Medicine
Lamin Ceesay	33431 13th Place South	Federal Way	WA	98003	1386175891	
Lance Melin	1720 2nd St	Cheney	WA	99004	1336667542	CHAS
Larhonda Clayville	9600 Veterans Dr SW	Tacoma	WA	98493	1629005962	VA Puget Sound Healthcare System
Larisa Martin	16110 8th Ave SW Suite A-2	Burien	WA	98148	1790981421	Franciscan Medical Clinic - Seahurst
Larisa Raastad	1450 NW Lane SE Ste A	Lacey	WA	98503	1316034101	Providence Medical Group - Panorama Clinic
Larry Carpenter	100 3rd St Ste 1	Davenport	WA	99122	1912982901	
Larry Thomas	9600 Veterans Dr SW	Tacoma	WA	98493	1740385319	VA Puget Sound Healthcare System
Latrina Yarbrough	9600 Veterans Drive	Tacoma	WA	98493	1376981191	
Laura Aguilar	26458 MAPLE VALLEY BLACK DIAMOND F	Maple Valley	WA	98038	1124478870	
Laura Baker	915 NE Valley Rd	Pullman	WA	99163	1184158560	
Laura Blinkhorn	9245 Rainier Ave S	Seattle	WA	98118	1467794149	Neighborcare Health
Laura Bovee	1019 112th St Sw	Everett	WA	98204	1063787448	CHCSC
Laura Fralich	1334 N Whitman Ln #200	Liberty Lake	WA	99019	1417118514	Associated Family Physicians
Laura Hallak	815 K St	Hoquiam	WA	98550	1861609778	Hallak Medical Group
Laura Joretteg	3010 S. Southeast Blvd Ste. A	Spokane	WA	99223	1184061269	Kaiser Permanente Lincoln Heights Medical C
Laura Lee	28815 PACIFIC HWY S SUITE 2	Federal Way	WA	98003	1619196128	Family Eye Clinic
Laura Lind	1202 MARTIN LUTHER KING JR WAY	Tacoma	WA	98405	1811417009	Community Health Center
Laura Morgan	500 19th Ave E	Seattle	WA	98122	1306106141	Country Doctor CHC-Carolyn Downs Family I
Laura Raykowski	103 E Broadway Ave	Montesano	WA	98563	1407924566	Hometown Family Health
Laura Rishel	220 Unity St	Bellingham	WA	98225	1831445220	Unity Care NW - Bellingham
Laura Town	1427 116th Ave NE	Bellevue	WA	98004	1306389820	Back2Health
Laura Wilson	2124 4th Ave	Seattle	WA	98121		
Laural Schaberg	1818 S Union Ave Suite 2A	Tacoma	WA	98405	1104814284	Pacific NW Primary Care
Laurel Dimler	1414 N Vercler Rd Bldg 4	Spokane Valley	WA	99216	1386028942	
Laurel Powers	1708 E 44th St	Tacoma	WA	98404	1629084041	Eastside Medical Clinic
Lauren Benson	624 E Front Ave	Spokane	WA	99202	1487018693	Providence Family Medicine Residency Clinic
Lauren Beste	1100 9th Ave MS M4-PA	Seattle		98101	1710041512	
Lauren Burton	9710 State Avenue	Marysville	WA	98270	1124647706	
Lauren Fisher	4800 College St SE	Lacey	WA	98503	1215253778	Providence Olympia Physical Medicine
Lauren Geyer	30809 1st Ave S	Federal Way	WA	98003	1750796728	Franciscan Medical Clinic
Lauren Menard	2508 Wheaton Way	Bremerton	WA	98310	1245683705	Peninsula Community Health Services
Lauren Nguyen	1019 112th St SW	Everett	WA	98204	1871058073	
Lauren Noll	1660 S. Columbian Way	Seattle	WA	98108	1659708386	VA Puget Sound Health Care System
Lauren Pollack	1660 South Columbian Way	Seattle	WA	98108	1114452489	VA Puget Sound Health Care System
Lauren Swanson	5921 N Market St	Spokane	WA	99208	1508228388	CHAS Health - Market St Clinic
Laurence Fox	34618 11th Pl S Ste 100	Federal Way	WA	98003	1821007410	Family Medicine Clinic Federal Way
Lauri Bausch	7520 Totem beach Rd	Tulalip	WA	98271	1942525803	Tulalip Tribes
Lauri Larson	380 Chase Ave Family Practice	Walla Walla	WA	99362	1477567881	
Laurie Belknap	600 East Main Street	Elma	WA	98541	1205877388	Summit Pacific
Laurie Kreiter	17191 Bothell Way NE Ste. 205	Lake Forest Park	WA	98155	1407852742	
Laurie McGee	0	Renton	WA	0	1598777062	Providence Chehalis Family Medicine

Laurie Sorenson	615 Lilly Rd NE 200	Olympia	WA	98506	1194871087	
Lawrence Cetrulo	1560 N 115th ST Ste 102	Seattle	WA	98133	1629330386	Northwest Hospital&Medical Center
Lawrence Gordon	433 E 8th ST	Port Angeles		98362	1417972837	
Lawrence Hartford	3315 S 23rd St Ste 200	Tacoma	WA	98405	1427014745	EMA Puget Sound
Lawrence Tsai	1608 S J St 3rd Floor	Tacoma	WA	98405	1619177789	Franciscan Medical Clinic- St. Joseph
Lawrence Vu	13100 Military Rd S #2	Tukwila	WA	98168	1225040801	Family Practice Physician
Lawrence Williams	9600 Veterans Dr SW	Tacoma	WA	98493	1710990973	VA Puget Sound Healthcare System
Laxminarsimha Reddy	1959 NE Pacific St Box 3456421	Seattle	WA	98195	1396974952	UW Medical Center
Layne Cryan	108 Kindle Road	Randle	WA	98377	1376917013	Randle clinic
Layne Schnider	108 Kindle Rd	Randle	WA	98377	1376917013	Randle Clinic
Lea Anne Abernathy	1326 N Stanford Lane	Liberty Lake	WA	99019	1063582658	
Lea Coville	3016 E 57th Ave Suite 27	Spokane	WA	99223	1083630826	MultiCare Rockwood Moran Prairie
Leah Absher	144 169TH ST S STE A	Spanaway	WA	98387	1609249531	Franciscan Medical Clinic - Spanaway
Leah Boyd	627 W Franklin St	Shelton	WA	98584	1326566928	
Leah Embree	8097 Harborview Rd	Blaine	WA	98230	1124406145	Virch Bay Family Medicine
Leah Griffiths	13030 Military Rd S Ste 200	Tukwila	WA	98168	1437674686	HealthPoint Tukwila
Leah Haseley	PO BOX 50095	Seattle	WA	98145	1912083700	
Leah Inman	6401 KIMBALL DR. NW	Gig Harbor		98335	1235369570	
Leah Kobes	624 E Front Ave	Spokane	WA	99202	1982050779	Providence Health Services
Leah Spellen	2625 Parkmont Lane SW Building C	Olympia	WA	98502	1528430030	Naturopathic Health Center PLLC
Leah Talley	627 W Franklin St	Shelton	WA	98584	1326566928	Peninsula Community Health Services
Leann Bach	4815 N. Assembly Street	Spokane	WA	99205	1063414878	Mann-Grandstaff VA Medical Center
Leanne Kildare	301 S 320th	Federal Way	WA	98003	1922327741	
Leanne Rousseau	925 E Polston Avenue	Post Falls	ID	83854	1093768707	Heritage Health
Lee Argue	12800 BOTHELL EVERETT HWY SUITE 160	Everett	WA	98208	1083714281	Providence Mill Creek Family Medicine
Lee Bourdeau	7440 PACIFIC AVE	Tacoma	WA	98408	1467483628	
Lee Ferguson	1100 Ninth Avenue	Seattle	WA	98101	1528166394	Virginia Mason Seattle Medical Center
Lee Ha Chan	35020 Se Kinsey St	Snoqualmie	WA	98065	1073772539	Snoqualmie Valley
Lee Roof	77 North Main St. PO Box 746	Coupeville	WA	98239	1407891666	Whidbey Island Internal Medicine
Leena Chacko	22850 NE 8th St #103	Sammamish	WA	98074	1639206139	Evergreen Health - Sammamish
Lehlia Stanton	77 Wainwright Dr	Walla Walla	WA	99362	1194801183	Jonathan M. Wainwright Memorial VA Medical Center
Leigh Gilliver	220 E Rowan Ste 300	Spokane	WA	99207	1588012538	The Doctors Clinic
Leilani Attilio	1202 Marrtin Luther King Jr Way	Tacoma	WA	98405	1407334808	Community Health Care
Leilani Rosa	9505 S Steele St	Tacoma	WA	98444	1952637035	
Lekha Madhavan	1407 116TH AVE NE SUITE 200	Bellevue	WA	98004	1235283979	
Lembi Che	1203 Idaho St Wilson	Lewiston	ID	83501	1508412164	CHAS
Lenny Smith	2930 Maple St	Everett		98201	1871650614	
Lenora Jean Young	9600 Veterans Drive	Tacoma	WA	98493	1891170247	VA Puget Sound Health Care System
Leon Bromley	0	Renton	WA	0	1265834287	Harborview Medical Center
Leonard Puett	1307 S 11th St	Tacoma	WA	98405	1396045639	Sea Mar Tacoma Medical Clinic
Lesley Debrier	1200 112th Ave Ne Ste C 160	Bellevue	WA	98004	1962447425	Eastside Family Medicine Clinic
Lesley King	9600 Veterans Drive	Tacoma	WA	98493	1346634557	VA Puget Sound Health Care System
Leslie Berki-Mason	1200 112th Ave NE Suite C 160	Bellevue	WA	98004	1265620918	Eastside Family Medicine Clinic
Leslie Casias	5006 Center St Suite U	Tacoma	WA	98409	1699085308	Puget Sound Neurology
Leslie Gustafson	1019 112th St Sw	Everett	WA	98204	1922405059	Community Health Center Everett-South Mead
Leslie Smith	1600 116th Ave Ne Ste 102	Bellevue	WA	98004	1033416672	Bellevue Family Medicine
Leslie Waldman	2512 Wheaton Way Suite B	Bremerton	WA	98310	1881684223	Franciscan-Harrison Health Partners Primary
Lester Pittle	325 West Gowe Street	Kent	WA	98032	1487765442	HealthPoint
Leticia Maragh	7203 129TH AVE SE STE 100	Newcastle	WA	98056	1003022112	Valley Medical Newcastle Clinic
Letitia Mccully	15812 E Indiana Ste 200	Spokane	WA	99216	1780613547	CHAS Spokane Valley Clinic
Lewis Weaver	1212 N Pines Rd	Spokane Valley	WA	99206	1285631200	Providence Family Medicine - North Pines

Lex Barker	11019 Canyon Rd E Ste A	Puyallup	WA	98373	1447762000	Summit View Clinic
Lexie Zuver	1515 S Pioner Way Suite 150	Moses Lake	WA	98837	1417395625	Samaritan Family Medicine
Leyton Jump	273 SUSSEX AVE E	Tenino	WA	98589	1790741924	Valley View Health Center Tenino Family Prac
Li Zhou	3124 S 19th St	Tacoma	WA	98405	1942247978	
Liam Lunstrum	914 W Carlisle Ave	Spokane	WA	99205	1093067357	CHAS
Liane Fernyhough	24920 104th Ave SE	Kent	WA	98030	1003293069	Valley Medical Center - Kent Clinic - Primary
Lich Pham	624 E Front Ave	Spokane	WA	99202	1316478183	Providence Family Medicine
Liesl Pavlic	518 E Clay	Chewelah	WA	99109	1124287859	Chewelah Community Health Center
Lijo Thomas	202 N Division St Suite 301	Auburn	WA	98001	1821169905	Multicare Auburn
Lila Wooten	16315 NE 87th St Suite B6	Redmond	WA	98052	1669094751	
Lili Sacks	515 Minor Ave	Seattle		98104	1932195070	
Lili Sperry Dopino	16549 Aurora Ave N	Shoreline	WA	98133	1598030660	
Lili Yao	13020 Meridian Ave S	Everett	WA	98208	1407017510	Swedish Mill Creek Primary Care
Lilia Galanesi	2748 Milton Way Ste 101	Milton	WA	98354	1487059200	Franciscan Medical Clinic - Milton
Lilian Wu	126 Auburn Ave Suite 300	Auburn	WA	98002	1851398770	HealthPoint Auburn
Liliya Bilan	22000 Marine View Dr S Ste 100	Des Moines	WA	98198	1730132713	Franciscan Medical Clinic - Des Moines
Lillian Smith	4815 N. Assembly Street	Spokane	WA	99205	1487953899	Mann-Grandstaff VA Medical Center
Lillian White	31 Ne State Route 300 Ste 200	Belfair	WA	98528	1669817623	Peninsula Community Health services
Lin Shan	1400 N LAVENTURE RD	Mount Vernon	WA	98273	1780730135	Sea Mar Mount Vernon Medical Clinic
Linda Bell	1813 Sumner Ave	Aberdeen	WA	98520	1235194580	Seamar
Linda Fairchild	222 112th Ave Ne	Bellevue	WA	98004	1912923129	Virginia Mason Bellevue Medical Center
Linda Fluke	1200 112th Ave NE C160	Bellevue	WA	98004	1558359984	Eastside Family Medicine Clinic
Linda Geere	4300 Talbot Rd Ste 103	Renton	WA	98055	1306003009	Linda Geere MD Family Practice
Linda Gillis ARNP	PO Box 145	Pe Ell	WA	98572	1245770742	Valley View Health Center Pe Ell Medical Clini
Linda Harrison	16201 E INDIANA AVE STE 2300	Spokane Valley	WA	99216	1497721278	Opportunity Medical
Linda Nguyen	1818 121st st SE	Everett	WA	98208	1427408723	
Linda Pedersen	121 Oak Bay Rd	Port Hadlock	WA	98339		
Linda Pelland	144 169th St S	Spanaway	WA	98387	1326094186	Franciscan Health System
Linda Peter	826 Alder St	South Bend	WA	98586	1316068836	Pacific Family Health Center
Linda Petter	826 Alder St	South Bend	WA	98586	1316068836	Pacific Family Health Center
Linda Pyke	1959 NE PACIFIC ST BOX 356123	Seattle	WA	98195	1316996929	UW Medical Center
Linda Quinlan	105 W 8th Ave Ste 200	Spokane	WA	99204	1467544577	Providence Neurosurgery
Linda Simoneaux	1112 S Cushman Ave	Tacoma	WA	98405	1851524219	Sea Mar Tacoma Medical Clinic
Linda Thompson	1660 South Columbian Way	Seattle	WA	98108	1467537084	VA Puget Sound Health Care System
Linda Vorvick	3823 172nd St Ne	Arlington	WA	98223	1013266881	UW Smokey Point
Linda Wetzel	1660 South Columbian Way	Seattle	WA	98108	1114001062	
Lindsay Carlson	575 E. MAIN STREET	Elma	WA	98541	1568790384	Summit Pacific Medical Center
Lindsay Helm	735 12th St SE	Auburn	WA	98002	1093223315	MultiCare Auburn Clinic Family Practice
Lindsay Mckenzie	19200 N Kelsey St	Monroe	WA	98272	1255749776	PMG NW Wa Monroe Internal Medicine
Lindsay Nofziger	4033 Talbot Rd South Suite 570	Renton	WA	98055	1306365598	Crown Health
Lindsay Nourse	1620 Cooper Point Rd SW	Olympia	WA	98502	1568790384	Providence Medical Group
Lindsay Paragin	30207 Hwy US2	Sultan	WA	98294	1770067613	Evergreen Health
Lindsay Petty	19200 N Kelsey St	Monroe	WA	98272	1255749776	Providence Health&Services
Lindsay Porter	525 LILLY RD NE	Olympia	WA	98506	1891140760	Providence East Olympia Family Medicine
Lindsay Saltsgiver	4001 N Cook	Spokane	WA	99208	1073155545	Unify Community Health
Lindsey Fails	15812 E Indiana Ste 200	Spokane Valley	WA	99216	1972046118	CHAS
Lindsey Fleischer	144 169TH ST S STE A	Spanaway	WA	98387	1649429184	Franciscan Medical Clinic - Spanaway
Lindsey Mills	930 N Broadway	Everett	WA	98201	1396933982	Everett College Medical
Lindsey Youngquist	4040 S 188th Street Suite 201	Seatac	WA	98188	1235661216	
Ling Tan	148 Park Ave N	Renton	WA	98055	1598778839	Allcare Medical Clinic
Linh Huynh-Vu	11019 Canyon Rd East Ste A	Puyallup	WA	98373	1508881228	Summit View Clinic

Linh Vu	144 169TH ST S STE A	Spanaway	WA	98387	1417976440	Franciscan Medical Clinic - Spanaway
Linnaea Schuttner	1660 S. Columbian Way	Seattle	WA	98108	1538434766	VA Puget Sound Health Care System
Linsey Branson	2508 Wheaton Way	Bremerton	WA	98310	1770939084	Peninsula Community Health Services
Lisa Archer	2690 NE Kresky AVE	Chehalis	WA	98532	1043648702	Valley View Health Center
Lisa Benjamin	220 Unity St	Bellingham	WA	98225	1518588557	
Lisa Biehl	875 Wesley St Ste 250	Arlington	WA	98223	1376622852	Family Medicine
Lisa Birley					1831284058	Chehalis Children's Clinic
Lisa Bliss	15404 E Springfield Ave 100/L201	Spokane Valley	WA	99037	1437106564	
Lisa Britton	2511 SW Trenton St	Seattle	WA	98106	1447205877	Franciscan Medical Clinic - Westwood
Lisa Dropp	19917 7th Ave NE Suite 205	Poulsbo	WA	98370	1689834905	
Lisa Gail	10004 204th Avenue E	Bonney Lake	WA	98391	1740564798	Sound Family Medicine
Lisa Guillen	1660 South Columbian Way	Seattle	WA	98108	1497133862	VA Puget Sound Health Care System
Lisa Hamill	3124 S 19TH ST STE 140	Tacoma	WA	98405	1578655148	MultiCare Allenmore Internal Medicine
Lisa Hammon	33431 13th Place South	Federal Way	WA	98003	1467921361	HealthPoint Federal Way Medical Clinic
Lisa Hemmersbach	6981 Littlerock Rd SW	Tumwater	WA	98512		
Lisa Holland	17638 140th Ave. NE	Woodinville	WA	98072	1790719870	UW Neighborhood Woodinville Clinic
Lisa Ivanjack	1909 214 St Se Suite 300	Bothell	WA	98021	1972541878	Pacific Medical Center Canyon Park
Lisa Mohr	245033rd Ave W suite 100	Seattle	WA	98199		Providence
Lisa Neff	PO BOX 239	Centralia	WA	98531	1962668772	
Lisa Nguyen	16515 Meridian Ave E Suite 104-A	Puyallup	WA	98375	1881241461	
Lisa Ramirez	1330 Rockefeller Ave Ste 210	Everett	WA	98201	1104106640	
Lisa Robinson	1708 E 44th St	Tacoma	WA	98404	1750367454	Eastside Medical Clinic
Lisa Sieberson	19401 40th Ave W Suite 230	Lynnwood	WA	98036	1730460668	
Lisa Soehren	10414 Beardslee Blvd Suite 100	Bothell	WA	98011	1760860647	HealthPoint
Lisa Spatz	700 Lilly Rd NE	Olympia	WA	98506	1295701282	
Lisa Stephens	9040 Fitzsimmons Dr	Tacoma	WA	98431	1194796300	Madigan Army Medical Center
Lisa Walker	1901 S Union Ave	Tacoma	WA	98405	1710955273	Multicare Allenmore
Lise Retailiau	1322 3rd St Se Ste 240	Puyallup	WA	98372	1952539041	Multicare
Liya Milgram	403 E Meeker Street Ste 200	Kent	WA	98030	1063822575	HealthPoint
Liza Perpuse	126 Auburn Ave Suite 300	Auburn	WA	98002	1265401145	HealthPoint Auburn
Loan Vu	13100 MILITARY RD S STE 1 and 2	Tukwila	WA	98168	1396799870	Unibe Care Family Practice Clinic
Logan Brau	1202 Martin Luther King Jr Way	Tacoma	WA	98405	1972064392	
Logan Danielson	1202 Martin Luther King Jr Way	Tacoma	WA	98405	1831620327	
Logan Dobbe	9040 JACKSON AVE	Tacoma	WA	98431	1427513639	
Logan Shetlar	624 E Front Ave	Spokane	WA	99202	1558821843	
Lon Madsen	9708 N Nevada Suite 203	Spokane		99218	1558433052	Madsen Family Medicine
Long Nguyen	521 2nd Place North STE 11-103	Kent	WA	98032	1962632612	UW Valley Kent Station-Primary Care
Lora Jasman	20 East J St	Deer Park	WA	99006	1821197740	MultiCare Rockwood Deer Park Clinic
Lorena Boyd	900 Eastmont Ave	East Wenatchee	WA	98802	1205860079	Columbia Valley Community Health
Lorena De La Rosa	22820 E Appleway Ave Suite A	Liberty Lake	WA	99019	1194201533	House Calls Primary Care
Lorena Guerrero	1720 E 67th 119	Tacoma	WA	98404	1104927409	Wellness Made Easy
Loretta Pinter	107 S Division	Spokane		99202		
Lorette Meske	209 MLK Jr Way	Tacoma	WA	98405	1376637371	Kaiser Perm- Tacoma
Lori Feagan	1215 N Mcdonald Rd Ste 101	Spokane Valley		99216	1609019256	Spokane Internal Medicine
Lori Ryan	1044 11TH Ave	Longview	WA	98632	1023473352	Cowlitz Indian Tribal Health Services
Lori Tschetter	42 E Rowan Ave Ste A	Spokane	WA	99207	1689782740	
Louis Enkema	7440 Pacific Ave	Tacoma	WA	98408	1447281613	Pacific General Medical
Louis Nkrumah	1608 SOUTH J STREET	Tacoma	WA	98405	1598923773	
Louise Dobkins	5006 Center St Ste R	Tacoma	WA	98409	1790921609	Iora Primary Care
Louise Kaplan	150 Dennis St SW	Tumwater	WA	98501	1073590659	Tumwater Family Practice
Lu Gao	601 South Carr Rd Suite 100	Renton	WA	98055	1144607011	Pacific Medical Center - Renton

Lubna Khan	801 SW 150th St #230	Burien		98166	1770529489	
Lucas Smith	17191 BOTHELL WAY NE SUITE 205	Lake Forest Park	WA	98155	1639490063	Lake Forest Park Clinic
Lucia Leone	4545 Pt Fosdick Dr Nw #250	Gig Harbor	WA	98335	1467464834	MultiCare Gig Harbor Medical Park
Lucille Turmel	5920 100TH ST SW SUITE #26	Lakewood	WA	98499	1295075539	Cornerstone Family Physicians
Lucinda Grande	5130 Corporate Center Ct SE	Lacey		98503	1982714317	Pioneer Family Practice
Lucinda Rau	250 Fort St	Neah Bay	WA	98357	1326315987	Sophie trettevick Indian Health Center
Lucy Dow	915 6th Avenue	Tacoma	WA	98405	1619220142	MultiCare Neurosciences & Sleep Medicine
Luis Eymard Javier	4901 108th Street SW	Lakewood	WA	98499	1225409931	The Home Doctor
Luis Herrera	1813 Sumner Ave	Aberdeen	WA	98520	1871119842	
Luis Rene Manriquez	322 W NORTH RIVER DR	Spokane	WA	99201	1174969729	LUIS RENE MANRIQUEZ M.D
Lupe Cueva	2209 N PEARL ST STEE 100	Tacoma	WA	98407	1659599694	Multicare
Lydia Lasalle	916 S 3rd St	Mount Vernon	WA	98273	1538684667	
Lydia Marsalli	15812 E Indiana # 200	Spokane Valley	WA	99216	1841850252	
Lydia Miller	2102 North Pearl St Suite 405	Tacoma	WA	98406	1629262233	Women's health clinic
Lylanya Cox	120 W Mission Ave	Spokane	WA	99201	1225118714	Spokane Falls Family Clinic
Lynda Potswald	3475 N Saratoga St	Oak Harbor	WA	98278	1245481035	Oak Harbor
Lynette Mccanna	1210 W Fairview St	Colfax	WA	99111	1619107364	Whitman Medical Group
Lynn Fioretti	9600 Veterans Drive	Tacoma	WA	98493	1205862323	
Lynn Mcgrath	9600 Veterans Dr SW	Tacoma	WA	98493	1598008377	VA Puget Sound Healthcare System
Lynn Mchugh	4815 N Assembly Street	Spokane	WA	99205	1902084676	Mann-Grandstaff VA Medical Center
Lynn Staker	900 Sheridan Rd Ste 105	Bremerton	WA	98310	1952406456	Dr. Lynn Leroy Staker MD
Lynne Abigail Tan	3525 Ensign Rd NE Ste B	Olympia	WA	98506	1881856680	
Lynne Bettles	1660 South Columbian Way	Seattle	WA	98108	1225214927	VA Puget Sound Health Care System
Lynne Sullivan	140 SW 146th Street	Burien	WA	98166	1942442637	Burien Medical Center
Lynne Tempest	16315 NE 87th St Suite B6	Redmond		98052	1710330808	
Lyudmila Petruk	209 Martin Luther King Jr Way	Tacoma	WA	98405	1528154770	Kaiser Permanente
Madeline Button	1801 E. Division Street	Mount Vernon	WA	98274	1003430935	
Madeline Wiley	10024 SE 240th St Ste 201	Kent	WA	98031	1932195526	Family Care of Kent
Madhurina Roy	9505 19th Ave Se Ste 100	Everett	WA	98208	1013056787	Sunrise Family Medical Clinic
Magdalena Haigh	1326 N Stanford Lane	Liberty Lake	WA	99019	1952879397	
Magdalena Sneddon	1327 Superior Street Suite 101	Sandpoint	ID	83864	1417476987	Idaho Pain Clinic
Maggie Locker	400 108th Ave Ne	Bellevue	WA	98004	1417484817	
Maia Gala	433 E 8th St	Port Angeles	WA	98362	1538415302	
Maja Zugec	518 E CLay Ave St	Chewelah	WA	99109	1477654416	Chewelah Community health Center
Makristy Caratoa	10413 SE 244th St	Kent	WA	98030	1174818421	Easthill Medical Clinic
Malini Balakrishnan	8720 14TH AVE S	Seattle	WA	98108	1902129554	Sea Mar Seattle Medical Clinic
Malisa Hammett	4401 Bridgeport Way W	University Place	WA	98466	1649799826	University Place Medical Clinic
Malliga Ganapathy	9600 Veterans Drive	Tacoma	WA	98493	1972613362	
Mallory Anderson	26401 Pacific Highway Ste 101	Des Moines	WA	98198	1215330873	HealthPoint Midway
Mallory Marie Beale	2020 E 29TH AVE	Spokane	WA	99203	1174969661	Providence Family Medicine South Hill
Mallory Pursley	15214 Canyon Rd E	Puyallup	WA	98375	1508273590	Franciscan Medical Clinic - Canyon Road
Mandeep Dhawan	616 6th St	Bremerton	WA	98337	1760432488	Peninsula Community Health Services
Mandeep Saini	4420 76TH ST NE	Marysville	WA	98270	1912974031	The Everett Clinic
Manisha Chand	19245 7th Ave. NE	Poulsbo	WA	98370	1922538883	
Manju Poudel	3716 Pacific Ave Suite E	Tacoma	WA	98499	1518483882	Rafael Medicus Clinic
Manroop Gill	3919 N Maple Street	Spokane	WA	99205	1952716185	CHAS
Manudeep Mahal	219 State Ave N	Kent	WA	98030	1073789525	Multicare Clinic-Kent
Manuel Sierra Ascencio	4420 76TH ST NE	Marysville	WA	98270	1093952582	The Everett Clinic
Manuela Orban	605 E HOLLAND AVE STE 200	Spokane	WA	99218	1063801694	Multicare Rockwood Northpointe Speacility C
Mara Saulitis	945 HILDEBRAND LN NE STE 100	Bainbridge Islan	WA	98110	1134143209	
Marc Aversa	3908 10th St SE	Puyallup	WA	98374	1447291984	

Marc Goldman					1972942761	
Marcella Joy Staaben	9911 N NEVADA ST	Spokane	WA	99218	1174152060	
March-Gregory Warhola	9040 Fitzsimmons Dr	Tacoma	WA	98431	1467635201	Madigan Army Medical Center
Marcia Jordan	735 12th St SE	Auburn	WA	98002	1558331454	Multicare Clinic - Auburn FP
Marciano Capati	715 NORTH PARK DRIVE	Selah	WA	98942	1508059486	Selah Clinic
Marco Valencia	9230 Sky Island Drive E	Bonney Lake	WA	98391	1487966107	Franciscan Medical Clinic - Bonney Lake
Marcus Heisler	600 East Main Street	Elma	WA	98541	1205256955	Summit Pacific Healthcare Clinic
Marcus Rempel	9245 Rainier Avenue South	Seattle		98118	1821108275	Neighborcare Health at Rainier Beach
Marcy Shapley	2116 E Section St	Mount Vernon	WA	98274		
Margaret Adam	1414 S 324th St Suite 207B	Federal Way	WA	98003		
Margaret Boyle	1112 S Cushman Ave	Tacoma	WA	98405	1093046245	Sea Mar Tacoma Medical Clinic
Margaret Fahy	5134 CASCADE ST APT B JOINT BASE	Lewis Mcchord	WA	98433	1013205186	
Margaret Gaines	606 Oaksdale Ave Sw Suite C200 606	Renton	WA	98057	1730172008	
Margaret Harrison	1608 S J St	Tacoma	WA	98405	1366539421	Franciscan Health System
Margaret Henderson	27500 168th Place Southeast	Covington	WA	98042	1396722245	UW Covington Clinic South Urgent Care
Margaret Hennessey	0	Renton	WA	0	1225328248	Cascade Family Medical Clinic
Margaret Koepping	6203 Agency Loop Road	Wellpinit	WA	99040	1134125594	
Margaret Larson	16233 Sylvester Rd Sw Ste G 30	Burien	WA	98166	1699788539	Larson Family Medicine&Medical Aesthetics
Margaret Lowe	320 South Kitsap Blvd	Port Orchard	WA	98366	1881050029	Peninsula Community Health Services
Margaret Marchand	3425 Ensign Rd Ne Ste 320	Olympia	WA	98506	1750934675	Family Medicine Clinic
Margaret Towolawi	604 NW Richmond Beach Road	Shoreline		98177	1104140920	
Margaret Tubbesing	1959 NE Pacific St Rm BB-527 Box 35642	Seattle		98195	1417272550	
Margaux Chan	1202 Martin Luther King Jr Way	Tacoma	WA	98405	1083145379	Community Health Care
Margene Fields	24261 NORTH U.S. HIGHWAY 101	Hoodsport	WA	98548	1205834520	
Margo Newell-Eggert	1800 Cooks Hill Rd Ste E	Centralia	WA	98531	1710062740	Providence Physical Medicine Centralia
Margot Underwood	1701 N 13th St	Shelton	WA	98584	1508859968	Mason Clinic
Marguerite Wayland	4815 N Assembly Street	Spokane	WA	99205	1861622482	Mann-Grandstaff VA Medical Center
Mari Hunter ARNP	10 ROS Circle	Republic	WA	99166	1255343141	Republic Medical Clinic
Maria Beloit	9230 Sky Island Drive E	Bonney Lake	WA	98391	1356755482	Franciscan Medical Clinic - Bonney Lake
Maria Celerian	840 E. Hill Avenue	Moses Lake	WA	98837	1457473456	Confluence Health - Moses Lake Clinic
Maria Christina Dajoyag	315 MLK Jr Way	Tacoma	WA	98405	1609169051	MultiCare Lakewood Clinic
Maria Cuenco	4815 N Assembly Street	Spokane	WA	99205	1760444285	Mann-Grandstaff VA Medical Center
Maria Flores	16045 1st Avenue South	Burien	WA	98148	1457393365	Franciscan Medical Pavilion - Highline
Maria Gandara	1100 Eastside Street SE	Olympia	WA	98501	1366625717	Capital Eastside Family Practice
Maria Garcia-Ball (ARNP)	2781 S 242nd St	Des Moines	WA	98198	1972987519	Sea Mar Des Moines Medical Clinic
Maria Gutierrez	3801 150th Ave SE	Bellevue	WA	98006	1407095003	Sea Mar Bellevue Medical Clinic
Maria Koscinska	100 E 33rd St Ste 206	Vancouver	WA	98663	1417951138	Hudsons Bay Medical Group
Maria Kurtz	2140 Liggett Ave	Joint Base Lewis	WA	98431	1750608329	
Maria Lomarda	7210 40th St. W. Suite 100	University Place	WA	98466	1831381334	Franciscan Medical Clinic - University Place
Maria Pastores	9230 Sky Island Drive E	Bonney Lake	WA	98391	1356755482	Franciscan Medical Clinic - Bonney Lake
Maria Trevino	39 Short Cut Rd	Inchelium	WA	99138	1528174372	Inchelium Community Health Center
Maria Wilder	1928 198TH ST E	Spanaway	WA	98387	1508230061	Maria Wilchaida G Wilder ARNP
Mariah Rene Schimpf	322 West N River Dr	Spokane	WA	99201	1912070343	Kaiser Permanente Riverfront Medical Center
Mariam Moghadam	1112 S Cushman Ave	Tacoma	WA	98405		
Mariam Savabi	521 Martin Luther King Jr. Way	Tacoma	WA	98405	1225424062	
Marianne Broers	220 15th Ave SE Ste C	Puyallup	WA	98372	1750441812	Pacific Medical Center - Puyallup
Marianne Johnston	17900 Talbot Rd S # 101	Renton	WA	98055	1871724658	
Marianne Kartchner	1215 N McDonald Rd	Spokane Valley	WA	99216	1205108354	
Marianne Ledva	307 S 13th St Suite 200	Mount Vernon	WA	98274	1720007024	VA Mount Vernon CBOC
Maricar DeGuzman-Abaj	17700 SE 272nd St STE 240	Covington	WA	98042	1912923053	MultiCare Clinic - Covington
Marie Gutierrez	3801 150th Ave SE	Bellevue	WA	98006	1407095003	

Mariel Plaeger-Brockway	525 LILLY RD NE	Olympia	WA	98506	1336292770	Providence East Olympia Family Medicine
Marilyn Degan	15 SW EVERETT MALL WAY STE G	Everett	WA	98204	1497869085	
Marina Berndt	525 LILLY RD NE STE 250	Olympia	WA	98506	1346290244	Providence East Olympia Family Medicine
Marina Dupree	26458 Mapple Valley Black Diamond Rd SE	Maple Valley	WA	98038	1801183553	
Mario Alinea	3124 S 19th St Suite 110	Tacoma	WA	98405	1093810459	MultiCare Occupational Medicine
Mario Cerpa	1400 La Venture Rd	Mount Vernon	WA	98273	1558397406	SeaMar
Mario Ponticello	9040 Jackson Ave	Tacoma	WA	98431	1134395734	
Marion Smith	77 Wainwright Dr	Walla Walla	WA	99362	1700221363	
Marisol Salazar	10510 Gravelly Lake Dr	Lakewood	WA	98499	1003396953	Community Healthcare
Marissa Capasso	2116 E Section St	Mount Vernon	WA	98274	1609238765	North Cascade Family Physicians
Marissa Robinson	521 Martin Luther King Jr. Way	Tacoma	WA	98405	1407359201	MultiCare Tacoma Family Medicine
Marja Adair	940 Northgate Dr	Richland	WA	99352	1659818318	Kadlec Family Medicine Residency
Marjorie Ward	9600 Veterans Dr SW	Tacoma	WA	98493	1972684140	VA Puget Sound Healthcare System
Mark Anderson	1025 153rd St SE #200	Mill Creek	WA	98012	1316961659	
Mark Andrews	4903 108th St Sw	Lakewood	WA	98499	1508823683	The Home Doctor
Mark Aytch	403 E Meeker St Suite 200	Kent	WA	98035	1619052115	Mark Aytch PA-C
Mark Bowers	1660 South Columbian Way	Seattle	WA	98108	1811040504	VA Puget Sound Primary Care Clinic
Mark Chalem	201 W North River Dr #520	Spokane		99201		
Mark Colombo	7205 265TH ST NW	Stanwood	WA	98292	1518933936	
Mark Craddock	4700 Point Fosdick Dr Nw Ste 220	Gig Harbor	WA	98335	1497728901	Peninsula Faily Medical Center
Mark Deramo	22707 Se 29th St	Sammamish	WA	98075	1205835576	Swedish
Mark Doane	209 Martin Luther King Jr. Way	Tacoma	WA	98405	1902836935	Tacoma Medical Center
Mark Duncan	1959 Ne Pacific St Suite 356421	Seattle	WA	98195	1598713919	UW Medical Center
Mark Fishel	1600 116th Ave NE Suite 302	Bellevue	WA	98004	1760563407	Neurological Associates of Washington
Mark Garcia	205 10th St. N.E. Suite 200	Auburn	WA	98002	1235492182	
Mark Gaulke	212 E CENTRAL AVE STE 440	Spokane	WA	99208	1972709129	Providence Family Medicine - North
Mark Hamblin	1660 S Columbian Way Ste 170	Seattle	WA	98108	1245335363	VA Puget Sound Mental Health Clinic
Mark Hansen	531 Adams Avenue	Morton	WA	98356	1114013208	Morton Medical Center
Mark Hart	107 E Holland Ave	Spokane	WA	99218	1013919927	Hart Family Medicine
Mark Holland	4404 80th St NE	Marysville	WA	98270	1578568812	Western Washington Medical Group
Mark Hylarides	9710 STATE AVE	Marysville	WA	98270	1285194662	
Mark Jeffords	9040A JACKSON AVE	Tacoma	WA	98431	1003350687	
Mark Kozakowski	2209 E 32nd St	Tacoma	WA	98404	1700829140	Puyallup Tribal Health Authority
Mark Kuzel	21229 84th Ave W	Edmonds	WA	98026	1447324330	Active Foot and Ankle Clinic
Mark Litton	9631 269th St NW	Stanwood	WA	98292	1255775789	
Mark Lucianna	7530 204TH ST NE	Arlington		98223	1134114358	Skagit Regional Health - Arlington Family Med
Mark Mailhot	1813 Sumner Ave	Aberdeen	WA	98520	1861534075	Sea Mar Aberdeen Medical Clinic
Mark Mayo	325 9th Ave	Seattle	WA	98104	1598152639	
Mark Murphy	3124 S 19th St Ste 200	Tacoma	WA	98405	1740294818	MultiCare Tacoma Central Family Medicine
Mark Parsons	1210 W FAIRVIEW ST	Colfax		99111	1992785778	Whitman Medical Group
Mark Peterson	26401 Pacific Highway S Ste 101	Des Moines	WA	98198	1629129168	
Mark Schlauderaff	237 Professional Way	Shelton	WA	98584	1487651667	MGH - Olympic Physicians
Mark Soelling	9600 Veterans Dr SW	Tacoma	WA	98493	1851350623	VA Puget Sound Health Care System
Mark Taylor	22180 Olympic College Way Suite 102	Poulsbo	WA	98370	1023338233	Franciscan Health System
Mark Turpin	7975 LAKE UNDERHILL RD SUITE 200	Orlando	FL	32822	1134533144	Florida Hospital
Mark Walker	422 E SMITH ST	Kent	WA	98030	1407857279	
Markie Gibson	3525 ENSIGN RD NE STE J	Olympia	WA	98506	1700419157	
Marla Calvert	700 Lilly Rd NE	Olympia	WA	98506	1518386267	
Marlin Lobaton	275 Bronson Way NE	Renton	WA	98056	1841644234	Kaiser Permanente
Marlon Balauag	13020 Meridian Avenue South	Everett	WA	98208	1437479409	Swedish Primary Care - Mill Creek
Marnie Smith	1413 N Liberty Lake Rd Suite B	Liberty Lake	WA	99019	1891207197	Family Medicine Liberty Lake

Martha Kjos	8299 161st Ave NE	Redmond	WA	98052		
Martha Moreno	1202 Martin Luther King Jr. Way	Tacoma	WA	98405	1952879413	Community Health Care
Marti Liddell	904 7th Ave	Seattle	WA	98104	1770550972	The Polyclinic Madison Center - Internal Med
Martin Hendricks	1660 S. Columbian Way	Seattle	WA	98108	1407258957	VA Puget Sound Health Care System
Martin Holland	1717 13th Street Suite 401	Everett	WA	98201	1780657601	
Martin Iversen	2420 S Union Ave #300	Tacoma	WA	98405	1427036581	MultiCare Tacoma Central Primary Care
Martin Tinkerhess	835 E Fairhaven Ave	Burlington	WA	98233	1417305129	
Martina Tam	2209 E 32nd Str	Tacoma	WA	98404	1255862983	
Marty Kjos	8980 161st Ave NE	Redmond	WA	98052		EvergreenHealth
Marven Cabling	16528 E Desmet Ct #B2100	Spokane Valley	WA	99216	1063674265	Providence-Medical Park
Marvin Soriano	7308 BRIDGEPORT WAY W SUITE 201	Lakewood	WA	98499	1982014437	Puget Sound Orthopedics
Mary Ann Johnson	17900 Talbot Rd S	Renton	WA	98055		
Mary Ann Palmer	77 Wainwright Dr	Walla Walla	WA	99362	1417324260	
Mary Anne Bockman	1330 Rockefeller Avenue	Everett	WA	98201	1487754503	Providence North Everett Clinic
Mary Bachko	826 N Mullan Road Suite B	Spokane	WA	99206	1174905376	Saturn Clinic for Health and Wellness
Mary Badger	9631 N Nevada St Ste 100	Spokane	WA	99218	1922097799	Jamison Family Medicine
Mary Ballard	1624 PIONEER ST SUITE B	Enumclaw	WA	98022	1922040997	King County Medical Society
Mary Biggerstaff	600 E Main St	Elma	WA	98541	1366775652	Summit Pacific Medical Center
Mary Butcher	451 DUVALL AVE NE STE 100	Renton	WA	98059	1700814589	UW Valley Medical - Highlands
Mary Campbell	325 9th Ave	Seattle	WA	98104	1588721690	UW Medicine
Mary Carol Nachtigal	1812 S Mildred St Suite H	Tacoma	WA	98465	1568786887	
Mary Curiel	500 19th Ave E	Seattle	WA	98112	1154309300	
Mary Cyr	2624 S 38TH ST	Tacoma	WA	98409	1447382601	US Healthworks-Tacoma
Mary Ellen Tolberg	7315 212TH ST SW SUITE 101	Edmonds	WA	98026	1710035936	Edmonds Family Medicine
Mary Gallegos	4001 N Cook St	Spokane	WA	99207	1750696605	Unify Community Health at Northeast
Mary Goldmann	PO Box 368 Suite A	Olympia	WA	98507	1891984613	
Mary Groda Lewis	1322 3rd St Se Ste 300	Puyallup	WA	98372	1598719825	Multicare
Mary Heady	450 S Kitsap Blvd Suite 210	Port Orchard	WA	98366	1811351752	
Mary Hoenecke	4815 N. Assembly Street	Spokane	WA	99205	1962503920	
Mary Jo Cofreros	225 176th St S	Spanaway	WA	98387	1700286440	Multicare Clinic - Spanaway
Mary Kane	1660 S Columbian Way	Seattle	WA	98108	1295058675	VA Puget Sound Healthcare Systems
Mary Lagman-Beltran	3124 S 19th St Suite 240	Tacoma	WA	98405	1750470282	
Mary Micikas	500 19th Ave E	Seattle	WA	98112	1225540545	Country Doctor Community Health
Mary Noble	624 E Front Ave	Spokane	WA	99202	1447303706	Providence Family Medicine Residency Clinic
Mary Platt	2209 E 32nd St	Tacoma	WA	98404	1972983146	Puyallup Tribal Health Authority
Mary Sheridan	1215 N McDonald Rd	Spokane	WA	99216	1336109040	Spokane Internal Medicine
Mary White	18323 98th Ave NE Ste 3	Bothell	WA	98011	1821089046	
Maryam Sabetian	3915 Talbot Rd S	Renton	WA	98055	1619591526	
Maryann Thomas	100 Cedar Crest Dr	Winlock	WA	98596	1588048086	Valley View Health Center-Winlock
Maryann Woodford	209 Martin Luther King Jr. Way	Tacoma	WA	98405	1598867731	Tacoma Medical Center
Maryanne Mcdonald	Madigan Army Hospital 9040 Jackson Ave	Tacoma	WA	98431	1568402675	
Maryllynn Bernard	421 S Division St	Spokane	WA	99202	1457344152	Providence Health Services
Mason Wallace	33431 13th Place S	Federal Way	WA	98003	1184094138	Healthpoint Midway
Matine Shenias	525 Lilly Rd NE	Olympia	WA	98506	1396302592	
Matt Angove	2020 Borst Ave Suite 1	Centralia	WA	98531	1639403587	Angove Family Medicine
Matthew Duena	3915 Talbot Rd S	Renton	WA	98055	1063426344	Valley Family Medicine Clinic
Matthew Grana	2209 E 32nd St	Tacoma	WA	98404	1750739934	Puyallup Tribal Health Authority
Matthew Grisso	4815 N. Assembly Street	Spokane	WA	99205	1699255968	
Matthew Hallowell	3915 Talbot Rd S Ste 200	Renton	WA	98055	1467814871	
Matthew Hardy					1053799981	HealthPoint
Matthew Hassen	0	Renton	WA	0	1598112443	VA Puget Sound Health Care System

Matthew Hauswild	4225 Hovt Ave St D	Everett	WA	98203	1396756011	Family Medicine
Matthew Hollon	624 E Front Ave	Spokane		99202	1811072622	
Matthew Holmes	0	Renton	WA	98057	1104052398	
Matthew Irvin	3525 Ensign Ne Suite J	Olympia	WA	98506	1043644040	
Matthew Lavallee	9040 Fitzsimmons Dr	Tacoma	WA	98431	1114429081	Madigan Army Medical Center
Matthew Matko	1412 Sw 43rd St Ste 315	Renton	WA	98057	1033171640	Concerto Health
Matthew Paletta	911 North 10th Place	Renton	WA	98057	1356756332	Swedish Renton Primary Care
Matthew Perez	10521 MERIDIAN AVE N	Seattle	WA	98133	1982915534	
Matthew Pippenger	19 N 7TH ST	Cheney	WA	99004	1023410305	
Matthew Rice	412 S Main St	Troy	ID	83871	1073614160	Troy Clinic
Matthew Strohmeier	624 E Front Ave	Spokane	WA	99202	1457883266	Providence Family Medicine Residency Clinic
Matthew Vernon	2214 E 29th Ave	Spokane	WA	99203	1649368986	Multicare Rockwood Clinic
Matthew Watson	9040 Jackson Ave	Tacoma	WA	98431		
Matthew Webber	4700 Point Fosdick Dr NW	Gig Harbor	WA	98335	1679011654	
Matthew Yamamoto	2005 E 29th Avenue	Spokane	WA	99203	1578946513	Concentral Medical Centers
Maude Gibbs	6401 Kimball Dr #201	Gig Harbor	WA	98335	1417183179	
Maureen Beardslee	1200 E Columbia Ave	Colville	WA	99114	1801232301	
Maxswell Hackett	5633 N Lidgerwood St	Spokane	WA	99208	1518419738	Providence Holy Family Hospital - Spokane
May Mar	5708 E Lake Sammamish Parkway Se St	Issaquah	WA	98029	1801828421	Overlake Medical Clinic
Mayan Bomsztyk	1959 Ne Pacific St Suite 356421	Seattle	WA	98195	1235368812	UW Medical Center
Mayuree Rao	1660 S. Columbian Way	Seattle	WA	98108	1376905463	VA Puget Sound Health Care System
Mckenzie Vorhies	1202 Martin Luther King Jr Way	Tacoma	WA	98405	1679922264	Community Health Care
Mckenzie Woody	1202 Martin Luther King Jr Way	Tacoma	WA	98405	1679922264	Hilltop Regional Health Center
Meagan Blazey	825 Eastlake Ave. E PO Box 19023	Seattle	WA	98109	1720489859	Seattle Cancer Care Alliance
Meagan Wong	3915 Talbot Rd S Ste 104	Renton	WA	98055	1568818227	Valley Family Medicine Clinic
Medori Hill	9040 JACKSON AVENUE	Joint Base Lewis	WA	98431	1982124392	
Meera Ramachandran	1660 South Columbian Way	Seattle	WA	98108	1740307529	
Megan Aspelund	2209 East 32nd St	Tacoma	WA	98404	1184111817	Puyallup Tribal Health Authority
Megan Baker	9230 Sky Island Drive E	Bonney Lake	WA	98391	1366539421	Franciscan Medical Clinic - Bonney Lake
Megan Blaisdell	4545 Pt Fosdick Dr NW #250	Gig Harbor	WA	98335	1639598493	Gig Harbor Medical Park
Megan Bright	1112 6th Ave Ste 301	Tacoma	WA	98405	1538429923	MultiCare Family Medicine Center
Megan Challacombe	2000 W Marine View Drive	Everett	WA	98207	1124362991	Naval Hospital
Megan Charboneua	3801 5th St SE #110	Puyallup		98374	1922114701	
Megan Colburn	2690 NE Kresky Ave	Chehalis	WA	98532	1922482074	Valley View Health Center
Megan Dippe	0	Renton	WA	0	1508258427	
Megan Durkin	1608 S J St 3rd Floor	Tacoma	WA	98405	1306255948	Franciscan Medical Clinic- St. Joseph
Megan Frasier	123	Lacey	WA	98503	1346733649	
Megan Gillespie	3525 Ensign Rd NE Suite B	Olympia	WA	98506	1689049728	UW Neighborhood Olympia Clinic
Megan Hirsh	1401 NW 46th St FI 5	Seattle	WA	98107	1104288133	
Megan McIntyre	3919 N Maple St	Spokane	WA	99205	1053644898	CHAS Market St Clinic
Megan Mcmillan	1660 S. Columbian Way	Seattle	WA	98108	1952797326	VA Puget Sound Health Care System
Megan Merritt	1629 N 45th St	Seattle	WA	98103	1326349713	45th Street Clinic
Megan Wilson	314 NE Thornton Pl	Seattle	WA	98125	1659696854	
Megan Worthley	3915 Talbot Rd S STE 401	Renton	WA	98055	1639585474	Valley Family Medicine Clinic
Megha Rao	2781 S 242nd St	Des Moines	WA	98198	1104110238	SeaMar
Meghan Devlin ARNP	17707 W MAIN ST	Monroe	WA	98272	1083086573	Sea Mar Monroe Medical Clinic
Meghan Duffie	2555 Marvin Rd NE	Lacey	WA	98516	1649487182	Hawks Prairie Internal Medicine
Meghan Dwyer	5620 South Regal St Suite 11	Spokane	WA	99223	1174053599	CHAS
Meghan Lelonek	3500 Orchard Place	Bellingham	WA	98225	1659526473	Family Health Associates
Meghan Meyer	9911 N Nevada Suite 200	Spokane	WA	99218	1740766450	Providence Primary Care Northpointe
Meghan Watne	10452 SILVERDALE WAY NW	Silverdale	WA	98383	1548615222	

Meghann Stenersen	2020 E 29th Ave Lower Level	Spokane	WA	99203	1245471028	Providence Health Services
Mehmet Millik	5920 100th St SW Ste 31	Lakewood	WA	98499	1629102769	Physicians Care Northwest - Lakewood
Mel Strange	815 K St	Hoquiam	WA	98550	1144299603	Family Practice Center of Grays Harbor
Melanie Berg	209 Martin Luther King Jr Way	Tacoma	WA	98405	1780696690	
Melanie Clauson	North 100 Tribal Center Rd	Shelton	WA	98584	1962860346	Skokomish Indian Tribe
Melanie Doak	3710 SW US Veterans Hospital Rd	Portland	WA	97239	1649366311	VA Portland Health Care System
Melanie Eggleston	2315 8TH ST	Lewiston	ID	83501	1932159258	Valley Medical Center
Melanie Gates	1608 S J St 3rd Floor	Tacoma	WA	98405	1265767479	Franciscan at St Joseph
Melanie Ondong	4800 College St SE Suite A	Lacey	WA	98503	1952858755	Providence Clinic Lacey
Melanie Orencia	2748 Milton Way Ste 101	Milton	WA	98354	1467666362	Franciscan Medical Clinic - Milton
Melanie Pekala	1660 South Columbian Way	Seattle	WA	98108	1811948417	
Melinda Ekholm	3994 Colville Rd	Loon Lake	WA	99148	1912008988	
Melinda Loveless	908 Jefferson St Seattle 98114	Seattle	WA	98114	1922324540	UW Medicine
Melinda Moore	144 169th St S	Spanaway	WA	98387	1003442419	
Melissa Bettes	9600 Veterans Drive	Tacoma	WA	98493	1134464365	
Melissa Borden	500 Lilly Road	Olympia	WA	98506	1649465477	JBLM-Olympia South Sound Medical
Melissa Bronoske	118 Washington Ave N Eatonville	Eatonville	WA	98328	1477982700	Eatonville Family Practice
Melissa Brooks	411 Summit PO Box 178	Northport	WA	99157	1487107264	Northport Community Health Center
Melissa Clalin Hubbard	9911 N Nevada #200	Spokane	WA	99218	1568025518	
Melissa Gamble	4800 College St SE	Lacey	WA	98503	1588675250	Providence Immediate Care Lacey
Melissa Park	1203 Idaho St	Lewiston	ID	83501	1386676039	CHAS
Melissa Payson	1340 M St Suite A	Auburn	WA	98002	1306877477	White River Family Health Clinic
Melissa Purtteman	1620 Cooper Point Rd SW	Olympia	WA	98502	1043523053	West Olympia Family Medicine
Melissa Quisano	546 N Jefferson Lane STE 200	Spokane	WA	99201	1811162969	Columbia Medical Associates-Family Health
Melissa Sousley	4815 N. Assembly Street	Spokane	WA	99205	1518067214	
Melissa Stanley	1330 Rockefeller Avenue Ste 210	Everett	WA	98201	1326328758	Providence
Melissa Vantassel	1200 112th Ave NE Suite C 160	Bellevue	WA	98004	1518940931	Eastside Family Medicine Clinic
Melody Blum	2373 Old Tokeland Rd Bldg E	Tokeland	WA	98590	1083178347	Shoalwater Bay Tribe Wellness Center
Melody D'amelo	5577 Vanbarr Place	Freeland	WA	98249	1174174452	South Island Medical
Menon Gayatri	3231 Euclid Ave	Berwyn	IL	60402	1366604340	MACNEAL FAMILY MEDICINE CENTER
Mercea Strecker	1660 South Columbian Way	Seattle	WA	98108	1679866917	VA Puget Sound Health Care System
Mercedes Giles	4040 S 188th St Ste 201	Seatac	WA	98188	1902283765	HealthPoint
Mercedes Somich	2200 N 30th St Ste 201	Tacoma	WA	98403	1508306374	Keays Medical Group
Meredith Kriebel	1210 SW 136TH ST	Burien	WA	98166	1518251792	Public Health Primary Care at Navos
Merrell Cooper	531 Adams Ave	Morton	WA	98356	1407942592	Arbor Health
Meryl Severson III	105 W 8th Ave Suite 200	Spokane	WA	99204	1427265248	Inland Neurosurgery and Spine
Mi Tran	5741 N 26th ST Ste 115	Tacoma	WA	98407	1801410675	Franciscan Health System
Mia Gerard					1548881121	
Mia Michalak	616 6th St	Bremerton	WA	98337	1669838199	Peninsula Community Health Services
Michael Abrahams	315 W Dalton Ave Suite B	Coeur D Alene	ID	83815	1700078581	
Michael Balfe	700 Lilly Rd NE	Olympia	WA	98506	1003970021	
Michael Bateman	1812 South J St Suite 102	Tacoma	WA	98405	1215900279	Primary Care Northwest
Michael Blackburn	201 15th Ave SW Suite C	Puyallup	WA	98371	1063429652	Michael G Blackburn Inc
Michael Brown	19901 1st Ave S Suite 409	Seattle	WA	98148	1164548244	Marina Medical
Michael Buben	826 ALDER ST	South Bend		98586	1417991530	
Michael Charles	3928 Pacific Avenue SE	Lacey	WA	98503	1063603314	Concentra Medical Centers - Lacey
Michael Clay	500 Lilly Rd Ne Ste 120	Olympia	WA	98506	1366402414	Madigan South Sound Community Medical H
Michael Coan	400 E 5th ave #3W	Spokane		99202	1386955904	MultiCare Rockwood
Michael Dixon	120 W Mission Ave	Spokane	WA	99201	1992260012	Unify Community Health
Michael Dujela	1900 Cooks Hill Rd	Centralia	WA	98531	1083719876	Washington Orthopaedic Center
Michael Erskine	9600 Veterans Dr SW	Tacoma	WA	98493	1053369009	

Michael Galvin	4033 Talbot Rd S Suite 500	Renton	WA	98055	1518270990	Southlake Clinic
Michael Gianelle	9040A Jackson Avenue	Tacoma	WA	98431	1013439504	
Michael Gravatt II	319 Pioneer Avenue	Montesano	WA	98563	1053517961	Grays Harbor Community Hospital Montesano
Michael Grennan	616 6th St	Bremerton	WA	98337	1669829933	Peninsula Community Health
Michael Hori	4033 Talbot Rd S	Renton	WA	98055	1205918208	UW Medicine
Michael Jackson	5350 Orchard St W Suite 202	University Place	WA	98467	1043239429	Optimal Health Systems
Michael James	2511 M Ave Suite A	Anacortes	WA	98221	1992864714	
Michael James Watson	2512 Wheaton Way Suite B	Bremerton	WA	98310	1184602104	Franciscan-Harrison Health Partners Primary
Michael Johnson	7210 40th St W Suite 100	University Place	WA	98466	1174551295	Franciscan Medical Clinic - University Place
Michael Kaminski	14410 SE Petrovitsky Rd Ste 104	Renton	WA	98058	1376571083	UW Valley Medical - Fairwood
Michael Kander	14410 SE Petrovitsky Rd	Renton	WA	98058	1780075515	Fairwood Primary Care
Michael Kerkering	16528 East Desmet Court Suite B2100	Spokane Valley	WA	99216	1881602910	Providence Primary Care - Providence Medical
Michael Kopec	11603 State Avenue Suite G Suite G	Marysville	WA	98271	1821225764	Providence Health&Services
Michael Lippman	10521 MERIDIAN AVE N	Seattle	WA	98133	1538229281	Neighbor Care at Meridian
Michael Loveless	Naval Hospital 1 Boone Rd	Bremerton	WA	98312	1669603619	
Michael Lundborg	1610 Bishop Road Southwest Bldg 7	Tumwater	WA	98512	1487037867	Foot & Ankle Surgical Associates
Michael March	2690 NE Kresky Ave	Chehalis	WA	98532	1548639412	Valley View Health Center
Michael Martin	7308 Bridgeport Way W Ste 201	Lakewood	WA	98499	1790726768	Puget Sound Orthopaedics - Lakewood
Michael Martonick	7205 265th St Nw	Stanwood	WA	98292	1972579399	Providence Medical Group
Michael Mccarthy	105 W 8th Ave Suite 660E	Spokane	WA	99204	1619061389	Providence Medical Group
Michael Mcdonald	601 W 5th 400	Spokane		99204		
Michael Monohan	1220 E. POLSTON AVE	Post Falls	ID	83854	1942298054	
Michael Morgan	2748 Milton Way Ste 101	Milton	WA	98354	1144752957	Franciscan Health System
Michael Mosley	1322 Third Street SE Suite 240	Puyallup	WA	98372	1508020314	MultiCare East Pierce Family Medicine
Michael Moynihan	1660 South Columbian Way	Seattle	WA	98108	1972916419	VA Puget Sound Health Care System
Michael Myers	107 N 8TH ST	Shelton	WA	98584	1124114814	
Michael Parisot	820 S McClellan #200	Spokane	WA	99204	1225093206	
Michael Polydefkis					1194768614	
Michael Rafer	1717 13th St Ste 401	Everett	WA	98201	1922400407	Providence Health Services
Michael Robinson	3010 S SOUTHEAST BLVD SUITE A	Spokane	WA	99223	1447329883	Columbia Medical Associates
Michael Rojas	5741 N. 26th Street Suite 115	Tacoma	WA	98407		Fransiscan
Michael Roxas	1608 S J St	Tacoma	WA	98405	1700140266	Franciscan Health System
Michael Sandlin	1608 S J ST FLOOR 4	Tacoma	WA	98405	1497071617	Franciscan Orthopedic Associates at St. Joseph
Michael Schiesser	106 S Whitcomb Ave	Tonasket	WA	98855	1215092507	
Michael Shamseldin	7210 Roosevelt Way NE	Seattle	WA	98115	1629142922	Swedish
Michael Shannon	2555 MARVIN RD NE PMG SW WA OLYMPIA	Olympia	WA	98516	1366551285	
Michael Sigmon	9040A Jackson Ave	Joint Base Lewis	WA	98431	1578658936	MADIGAN ARMY MEDICAL CTR
Michael Sikora	6002 N Lidgerwood St	Spokane	WA	99208	1881729531	Kaiser Permanente Lidgerwood Medical Center
Michael Stephens					1558431171	Columbia Medical Associates
Michael Strohbach	1299 Bishop Rd	Chehalis	WA	98532	1881788347	Steck Medical Group
Michael Wagner	825 Eastlake Avenue E	Seattle	WA	98109	1023317898	Seattle Cancer Care Alliance Sarcoma Clinic
Michael Waldman	2512 Wheaton Way Suite B	Bremerton	WA	98310	1336334986	Franciscan-Harrison Health Partners Primary
Michael Watson	2512 Wheaton Way Suite B	Bremerton	WA	98310	1184602104	CHI Franciscan Northwest Washington Family
Michael Welsh	305 N River Ave	Buckley	WA	98321	1235122763	White River Family Care
Michael Whiting	913 W. Canfield Ave.	Coeur D Alene	ID	83814	1598796708	
Michael Wingren	6718 144th St Nw	Gig Harbor	WA	98332	1760595664	Sound Clinical Medicine
Michael Zosel	546 N Jefferson Lane Ste 200	Spokane	WA	99260	1285762674	Columbia Medical Associates
Micheal Nash	4815 N Assembly St	Spokane	WA	99205	1497067953	Mann-Grandstaff VA Medical Center
Michel Fairon	1660 S Columbian Way	Seattle	WA	98108	1336347798	VA Puget Sound Healthcare Systems
Michele Despreaux	4033 Talbot Rd S Ste 570	Renton	WA	98055	1346326147	UW Medicine Neighborhood Clinic
Michele Lobitz	11603 State Ave Suite G	Marysville	WA	98271	1386639482	

Michele Parent	33431 13TH PL S	Federal Way	WA	98003	1205836012	Federal Way Public Health Center
Michelle Chiu	500 Lilly Road NE Suite 204	Olympia		98506	1780980888	Gastroenterology Associates
Michelle Hafzalla	908 Jefferson St 5th Floor	Seattle	WA	98104	1174956999	Harborview
Michelle Hamilton	1701 N 13th St Mall Stop #1	Shelton	WA	98584	1982084216	Mason Clinic
Michelle Kelley	1812 N 13th Loop Road	Shelton	WA	98584	1558443515	Mason General Family Health
Michelle Lam	1660 South Columbian Way	Seattle	WA	98108	1578925327	
Michelle Nelsen	14410 SE Petrovitsky Rd Ste 104	Renton	WA	98058	1093729873	UW Valley Medical - Fairwood
Michelle Page	1813 Sumner Ave	Aberdeen	WA	98520	1992773758	Seamar
Michelle Percopo	4404 80TH ST NE	Marysville	WA	98270	1649883810	
Michelle Rappaport	2505 2nd Ave Ste 200	Seattle	WA	98121	1487996393	UW Neighborhood Belltown Clinic
Michelle Richards	8609 Evergreen Way	Everett	WA	98208	1114282787	Community Health Center Administration Building
Michelle Rodgers	24920 104th Ave SE	Kent	WA	98030	1043456684	
Michelle Ruff	1330 Rockefeller Ave STE 210	Everett	WA	98201	1528321221	The Everett Clinic-North Everett
Michelle Show	Covington Multicare Clinic 17700 SE 272nd Ave	Covington	WA	98042	1184844946	MultiCare Covington Clinic Family Practice
Michelle Signs	546 N Jefferson Lane Ste 100	Spokane	WA	99201	1821381336	Providence Medical Group
Michelle Sullivan	2555 Marvin Rd NE	Lacey	WA	98516	1184044471	Hawks Prairie Internal Medicine
Michelle Thompson	406-A Black Hills Lane SW	Olympia	WA	98502	1851684765	Olympia Multi Specialty Clinic
Michelle Thurman	16515 Meridian Ave E Suite 104-A	Puyallup	WA	98375	1174562664	Multicare South Hill Clinic
Michelle Waldron	1412 Sw 43rd St Ste 315	Renton	WA	98057	1194064535	Concerto Health
Michelle Warner	360 Lilly Road NE Suite B	Olympia	WA	98506	1801304431	Evergreen Family Practice
Michelle Warren	1322 3rd St Se Ste 240	Puyallup	WA	98372	1952539041	Multicare
Miguel Balderrama	1112 S Cushman Ave	Tacoma	WA	98405	1063564219	Seamar
Miguel Posada	15812 E Indiana Ave	Spokane Valley	WA	99216	1992320949	CHAS
Miguel Schmitz	212 E Central #365	Spokane	WA	99208	1023031119	Alpine Orthopaedic & Spine P.C.
Mikaela Alger	2209 E 32nd St	Tacoma	WA	98404	1013302330	Puyallup Tribal Health Authority
Mikhail Gelfenbeyn	1660 S Columbian Way	Seattle	WA	98108	1659481455	VA Puget Sound Health Care System
Mikhail Makovski	319 S Washington Ave	Kent	WA	98032	1841338993	
Militza Ausmanas	3920 Capital Mall Dr SW Ste 200	Olympia	WA	98502	1184823403	Olympia Family and Internal Medicine
Miller Miller	14841 179th Ave Se Ste 210	Monroe	WA	98272	1710445341	Evergreen Health
Millicent Mbua	219 State Ave N Suite 220	Kent	WA	98030	1194270454	Multicare
Min Kang	141 Lilly Rd NE	Olympia	WA	98502	1457358749	Vista Oncology
Min Lee		Renton	WA		1548693104	Cowlitz Family health Center
Mindy Lewis	319 Pioneer Avenue	Montesano	WA	98563	1841765641	GHCH Montesano Clinic
Minh Dao	3915 Talbot Road South Suite 401	Renton	WA	98055	1205356276	Valley Family Medicine
Minh Le	1608 S J St 3rd Floor	Tacoma	WA	98405	1194750117	Franciscan Medical Clinic- St. Joseph
Minh Nguyen	9431 17TH AVE SW	Seattle	WA	98106	1962494070	
MINH-HAO Le	12607 SE MILL PLAIN BLVD	Vancouver	WA	98684	1306256433	Cascade Park Medical Office
Minh-Triet Vo	9537 Gravelly Lake Dr SW Ste E10	Lakewood	WA	98499	1235579038	Franciscan Prompt Care-Gravelly Lake
Minnie Spindler	33431 13th Place South	Federal Way	WA	98003	1912355769	
Min-Shern Liu	4401 Bridgeport Way W.	University Place	WA	98466	1548297310	University Place Medical Clinic
Miriam Sorensen	13110 Bothell Everett Highway	Everett	WA	98208	1376914879	Providence Health Services
Mirko Zugec	3919 N Maple St	Spokane	WA	99205	1518077346	CHAS Health - Maple Street Clinic
Mitchel Storey	10330 Meridian Ave N Ste 300	Seattle	WA	98133	1619918778	Sports Medicine Clinic
Mithun Neral	3726 Broadway Lobby	Everett	WA	98201	1699195990	
Mitra Hanjani	4401 Bridgeport Way	University Place	WA	98466	1881897601	University Place Medical Center
Mitzi Laney	10030 SW 210TH ST	Vashon	WA	98070	1871134387	
Mitzi Wright	1901 S Cedar St Ste 201	Tacoma	WA	98405	1619261617	Multicare
Miwako Ohara-Hsu	PO Box 368	Olympia	WA	98507	1023451903	Capital Family & Sports Medicine
Mohamed Saleh	5210 Corporate Center Ct SE Suit A	Lacey	WA	98503	1831530666	Lacey
Mohammad Kanaan	2920 S Meridian Ste 100	Puyallup	WA	98372	1326270992	Rainier hematology Oncology
Mohammad Mohiddin	4545 Cordata Parkway Suite 2B	Bellingham	WA	98226	1609225077	

Mohammad Yavari Rad	4800 College St	Lacey	WA	98503	1285745554	Providence Olympia Physical Medicine
Mohga Elabbadi	3670 STONE WAY N	Seattle		98103	1902233513	
Mojgan Mohandesi	222 State Ave N	Kent	WA	98030	1225294655	MultiCare Kent Clinic
Molly Bruggeman	1007 39th Ave SE	Puyallup	WA	98374	1417310814	
Molly Ford	5814 Graham Ave Suite 100	Sumner	WA	98390	1376692236	MultiCare Sumner Medical Associates
Molly Glockling	9040 A Jackson Ave	Tacoma	WA	98431	1326529116	
Molly Martin	808 N 5th Ave	Sequim	WA	98382	1417364761	Providence Health&Services
Molly Mellon	600 E MAIN ST	Elma	WA	98541	1285917930	Summit Pacific Medical Center
Molly Smith	1299 Bishop Rd	Chehalis	WA	98532	1457861114	Steck Medical Clinic
Molly Stapleton	19 N 7th Ave	Cheney	WA	99004	1073870648	
Molly Webber	624 E FRONT ST	Spokane	WA	99202	1821529702	
Mona Rittenhouse	1111 E Westview Ct Suite B	Spokane	WA	99208	1376542613	Kaiser Permanente Columbia Associates
Mona Shawky	15418 MAIN ST SUITE 200	Mill Creek		98012	1861711210	
Mona Wiggins	2508 Wheaton Way	Bremerton	WA	98310	1134541196	
Monica Blykowski-May	3919 N Maple St	Spokane	WA	99205	1114929932	Community Health Care
Monica Haines	9600 Veterans Drive	Tacoma	WA	98493	1750452082	
Monica Hallak	815 K Street	Hoquiam	WA	98550	1942725155	
Monica Mayhill	1600 East Jefferson St Suite 510	Seattle		98122	1902858061	Swedish
Monica Nelson	22813 43RD AVE S	Kent	WA	98032	1326126186	
Monica Wilhelm	201 Tahoma Blvd SE 102	Yelm	WA	98597	1558310524	
Monika Schlamminger	3400 California Ave SW	Seattle	WA	98116	1881806578	Swedish West Seattle Primary Care
Monina Daguio	735 12th St SE	Auburn	WA	98002	1104023894	Auburn Family Practice
Monique Mcgaffeny	17700 SE 272nd St STE 240	Covington	WA	98042	1245662907	MultiCare Clinic - Covington
Montsho Corppetts	21 S DIVISION ST SUITE 2	Spokane	WA	99202	1972704211	
Moo Lee	9230 SKY ISLAND DR E 1st Floor	Lakewood	WA	98499	1396765467	Franciscan Prompt Care - Bonney Lake
Morgan Coleman	3016 E 57TH AVE STE 27	Spokane		99223	1689989519	
Morgan Fitzpatrick	1660 South Columbian Way Seattle	Seattle	WA	98108	1134479512	
Morgan Merrill	2511 M Avenue Suite B	Anacortes		98221	1538324892	
Morgan Zentner	200 LILLY RD NE STE B	Olympia	WA	98506	1013324656	Women's Complete Health
Morgane Le Guennec	18313 Paulson St Sw	Rochester	WA	98579	1982100657	
Morris Maizels	930 N BROADWAY	Everett	WA	98201	1356499305	
Mu Qiao	3124 S 19th St Ste 200	Tacoma	WA	98405	1992947063	Allenmore Internal Medicine
Mua Ngo	1901 S Union Ave Suite B	Tacoma	WA	98405	1215462833	MultiCare
Mumin Dimbil	22000 MARINE VIEW DR S SUITE 100	Des Moines	WA	98198	1073645230	Franciscan Medical Clinic - Des Moines
Mychael Lagbas	1660 S Columbian Way	Seattle	WA	98108	1114313038	VA Puget Sound Health Care System
Mychelle Bowers	23745 225th Way Se Ste 201	Maple Valley	WA	98038	1457596058	Crown Health
My-Dung Nguyen	225 176th St. S	Spanaway	WA	98387	1598135378	MultiCare Spanaway Family Practice
Mythili Ramachandran	21509 Hwy 410 E Suite 1	Bonney Lake	WA	98391	1205891181	Bonney Lake Medical Center
Nabatanzi Bewayo	24920 104th Ave SE	Kent	WA	98030	1861576761	Valley Medical Center - Kent Clinic - Primary
Nadine Aldahhan	13030 Military Rd S Ste 200	Tukwila	WA	98168	1609202308	HealthPoint Tukwila
Nadine Gettel	202 N Division St Ste 310 Plaza II	Auburn	WA	98001	1295848281	Multicare
Naheed Esmail	12917 Southeast 38th Street Suite 100	Bellevue	WA	98006	1609938885	Swedish Factoria Primary Care
Namrita Sekhon	15418 Main Street	Mill Creek	WA	98012	1255776407	Mill Creek Internal Medicine
Nancy Armstrong	1100 EASTSIDE ST SE	Olympia	WA	98501	1528170776	Capital Eastside Family Practice
Nancy Boyden	7901 Skansie Ave Ste 105	Gig Harbor	WA	98335	1528213386	Nancy Boyden PLLC
Nancy Campbell	745 Williams Street	Mossyrock	WA	98564	1962518399	Riffe Medical Center
Nancy Clark	WhidbeyHealth Primary Care Freeland	Freeland	WA	98249	1831230911	Freeland Medical
Nancy Foote	1424 Broadway	Everett	WA	98201	1912340381	CHCSC
Nancy Grubb	611 31ST AVE SW	Puyallup		98373	1538101795	SNI Spine Specialist
Nancy Hunter	925 E Polston Ave	Post Falls		83854		
Nancy Linscott	1200 112th Ave Ne Ste C 160	Bellevue	WA	98004	1760583207	Eastside Family Medicine Clinic

Nancy Minjire	9537 Gravelly Lake Dr. SW ste E10	Lakewood	WA	98499		
Nancy Nichols	820 S Mcclellan St Ste 200	Spokane	WA	99204	1760420095	Providence Medical Group - Spokane
Nancy Pang	735 12th St SE	Auburn	WA	98002	1538173885	Multicare Clinic - Auburn FP
Nancy Sloan	9600 Veterans Dr SW	Tacoma		98493	1821037318	VA Puget Sound HealthCare
Nancy Sugg	206 3rd Avenue S	Seattle	WA	98104	1770669491	UW Medicine - Pioneer Square Clinic
Nandagopal Vrindavanar	400 15th Ave	Puyallup	WA	98372	1912994971	
Nan-Shing Hsu	32018 23rd Avenue S	Federal Way	WA	98003	1598731804	UW Medicine
nan-tieng Shih	11582 c st	Fort Lewis	WA	98433	1770905531	
Naomi Belayneh	4033 Talbot Road S. Suite 570	Renton		98055	1912275892	Valley Medical Center
Naori Yamashiro	1010 S Scheuber Rd Ste 3 and 4	Centralia	WA	98531	1033420104	Providence - Internal Med Centralia
Natalia Tishkevich	11511 NE 10TH	Bellevue	WA	98004		
Natalia Usoltseva	3823 172ND ST NE	Arlington	WA	98223	1144540774	Skagit Regional Clinics - Smokey Point
Natalie Nunes	521 Martin Luther King Jr Way	Tacoma	WA	98405	1134129935	Tacoma Family Medicine
Natalie Sheila Angus	931 S Market Blvd	Chehalis	WA	98532	1013396407	Providence Medical Group
Natallia Tsesliukevich	403 Blackhills lane SW Ste A	Olympia	WA	98502	1790049070	Capital Medical Center
Natalya Vaughn	500 Lilly Road NE Suite 100	Olympia	WA	98506	1477959682	Providence Olympia Cardiology
Natalya Vlaskin	23320 Hwy 99	Edmonds	WA	98026	1407124407	Community Health Center of Snohomish Cou
Natalya Wolter	105 W 8th Ave Ste 200	Spokane	WA	99204	1952963449	
Natasha Ramsaran	2520 Cherry Ave	Bremerton	WA	98310	1720469018	
Natavan Karimova		0 Renton	WA	0	1033315379	VA Puget Sound Healthcare System
Nathan Brown	525 LILLY RD NE	Olympia	WA	98506	1609221696	Providence East Olympia Family Medicine
Nathan Cade	3915 Talbolt Rd S Ste 401	Renton	WA	98055	1871509646	Valley Medical Center
Nathan Damiano	701 Hospital Loop	Fairchild Afb	WA	99011	1134509607	Fairchild AFB
Nathan Dewitt	1007 39th Ave SE	Puyallup	WA	98374	1790786705	Puyallup Medical Center
Nathan Jansen	11011 Meridian Ave N.	Seattle	WA	98133		
Nathan Kanning	714 W Pine St	Newport	WA	99156	1740486216	Family Health Center Newport
Nathan Kittle	923 Auburn Way N	Auburn	WA	98002	1649615121	HealthPoint - Auburn
Nathan Le	4001 N Cook	Spokane	WA	99207	1720430796	Unify Community Health
Nathan Mccloskey	3919 N Maple St	Spokane		99205	1164944609	CHAS
Nathan Merriam	8815 S Tacoma Way Ste 115	Lakewood	WA	98499	1497281281	Concerto Healthcare
Nathan Scott Clark	525 Lily RD	Olympia	WA	98506	1275116477	
Nathan Valentine	1020 Anderson Dr #203	Aberdeen	WA	98520	1154707552	
Nathan Weiss	9040 Jackson Ave	Tacoma	WA	98431	1386183366	Madigan Army Medical Center
Nathanael Russell	17638 140th Ave. NE	Woodinville	WA	98072	1912354119	
Nathanial Lilya	120 W Mission Ave	Spokane	WA	99201	1285071274	Spokane Falls Family Clinic
Nathaniel Harrison	6020 35th Ave SW	Seattle	WA	98126	1831594639	
Nathaniel Nelson	2930 S MERIDIAN STE 200	Puyallup	WA	98373	1750817037	
Nathaniel Northrup	9040 Jackson Ave	Lewis Mcchord	WA	98433		
Nathaniel Whitney	105 W 8th Ave Suite 200	Spokane	WA	99204	1730356346	Inland Neurosurgery and Spine Associates
Navanshu Arora	3915 Talbot Rd S Suite 300	Renton	WA	98055	1053366237	
Navdeep Mangat	3021 Griffin Ave	Enumclaw	WA	98022	1386054336	Franciscan Medical Clinic - Enumclaw
Nawang Sherpa	205 10TH ST NE Ste 200	Auburn	WA	98002	1689861536	Franciscan Medical Clinic - Auburn
Ndegwa Njuguna	11511 Canterwood Blvd Ste 45	Gig Harbor	WA	98332	1851577522	NWMS
Neal Heimer	1660 South Columbian Way	Seattle	WA	98108	1023094844	VA Puget Sound Health Care System
Neal Shonnard	3801 5th St SE #110	Puyallup	WA	98374	1932135795	Rainier Orthopedic Institute
Ned Hammar	716 FIRST AVE SOUTH	Okanogan		98840	1306063474	
Nedal Gara	10004 204th Ave E Suite 2200	Bonney Lake	WA	98391	1205076916	MULTICARE BONNEY LAKE INTERNAL MED
Neena Chawla	10004 204th Ave E	Bonney Lake	WA	98391	1831314731	Sound Family Medicine - Bonney Lake
Neeti Mittal	7707 SE 27TH ST #104	Mercer Island		98040	1023069317	
Neha Yadav	3801 150th Ave SE	Bellevue	WA	98006	1013262674	Sea Mar Bellevue
Nehal Masood	1003 S 5Th St	Tacoma		98450		

Neil Golan	605 E Holland 200	Spokane	WA	99218	1407969314	MultiCare Rockwood Northpointe Specialty C
Neil Hannigan	1901 S UNION AVE SUITE B7011	Tacoma	WA	98405	1508893090	
Neil Kalsi	200 S 2nd St	Renton	WA	98057	1699017376	HealthPoint Renton
Nellie Tamayo	225 176th St S	Spanaway	WA	98387	1376081836	Multicare Clinic - Spanaway
Nelson Hager	1750 112TH AVE NE SUITE D258	Bellevue	WA	98004	1376504738	
Neville Antia	923 Auburn Way N Ste 300	Auburn	WA	98002	1669690483	HealthPoint - Auburn
Neville Lewis	1624 South I Street Suite 301	Tacoma	WA	98405	1427076678	Northwest Orthopaedics
Ngoc Nguyen	4040 S 188th St Ste 201	Seatac	WA	98188	1184668105	HealthPoint
Ngu Thien Nguyen	275 Bronson Way NE	Renton	WA	98056	1487913125	Kaiser Permanente Renton Medical Center
Nha Thanh Le	413 Lilly Rd NE	Olympia	WA	98506	1467787440	Providence St. Peter Hospital
Nha Ton	1514 18th Ave	Seattle	WA	98122	1114023553	Dr. Nha Ton DO
Nhu Hang	3525 Ensign Rd NE Suite B	Olympia	WA	98506	1548416381	UW Neighborhood Olympia Clinic
Nicholas Bozarth	4254 Jackson Highway	Chehalis	WA	98532	1326440827	Mary's Corner Medical Clinic
Nicholas Harrison	1724 West Union Ave Suite 100	Tacoma	WA	98405	1619197449	Puget Sound orthopaedics
Nicholas Heath	7808 Pacific Avenue Suite 1	Tacoma	WA	98408	1144254640	Pacific Podiatry Group PS
Nicholas Jansson	16045 1st Ave S	Burien	WA	98148	1477879005	Franciscan Medical Clinic - Burien
Nicholas Kaley	125 16th Ave E	Seattle	WA	98112	1982889267	
Nicholas Portalski	1007 39th Ave SE	Puyallup	WA	98374	1922546027	Kaiser Permanente
Nicholas Strasser	2420 E 29th Ave Ste 100	Spokane	WA	99223	1881033371	MultiCare Rockwood Moran Prairie Family Me
Nicholas Zendler	316 Martin Luther King Jr Way Suite 408	Tacoma	WA	98405	1275897068	MultiCare Adult Epilepsy Center
Nicholaus Wolf	15404 E. Springfield Ave Suite 100	Spokane Valley	WA	99037	1336599943	
Nicola De Paul	1660 S Columbian Way	Seattle	WA	98108	1922557701	VA Puget Sound Health Care System
Nicola Rentschler					1417448572	
Nicola Sarohia	0	Renton	WA	0	1952660904	Franciscan Medical Pavilion - Highline
Nicola Walker	17700 SE 272nd St Suite 240	Covington	WA	98042	1538193586	MultiCare Covington Clinic
Nicolas Villa Guillen	910 W 5th Avenue Suite 501	Spokane	WA	99202	1265696553	MultiCare
Nicole Araneta	521 Martin Luther King Jr Way	Tacoma	WA	98405	1558775908	MultiCare Tacoma Family Medicine
Nicole Breen	212 E CENTRAL AVE STE 440	Spokane	WA	99208	1841605433	Providence Family Medicine - North
Nicole Day	4815 N. Assembly Street	Spokane	WA	99205	1386995546	Mann-Grandstaff VA Medical Center
Nicole Taylor	105 W Simpson Ave	Mccleary	WA	98557	1952585176	McCleary Healthcare Clinic
Nida Nawaz	1660 S Columbian Way	Seattle	WA	98108	1962838987	Seattle VA
Nikhil Desai	4040 S 188th Street Suite 201	Seatac	WA	98188	1265837181	HealthPoint
Nikki Hartley-Jonason					1114351848	Providence Health Services
Nikolus Richey	10414 W Hway 2 Ste 10	Spokane	WA	99224	1023598265	Multicare
Nilo Santos	202 N Division St Ste 301	Auburn	WA	98001	1952345084	Multicare Clinic - Auburn Internal Med
Nina Warrior	1057 12th Ave	Longview	WA	98632		
Nirav Patel	200 S 2nd St	Renton	WA	98057	1215977202	HealthPoint Renton
Nishant Nannapaneni	1303 PACIFIC AVE	Everett	WA	98201	1023457371	
Nissa Kisler	26458 Maple Valley Black Diamond Road S	Maple Valley	WA	98038	1457837486	Maple Valley Primary Care
Noah Ceazan	550 16TH AVE STE 400	Seattle	WA	98122	1205063880	
Noda Torres	7210 40th St W Suite 100	University Place	WA	98466	1669681698	Franciscan Medical Clinic - University Place
Noel Chia	8980 161st Ave NE Suite 400	Redmond	WA	98052	1083696975	
Noel Gutierrez			WA	85364		
Noelle Balliett	9600 Veterans Drive	Tacoma	WA	98493	1760704696	VA Puget Sound Health Care System
Noeru Okamura	3920 Capital Mall Dr SW 200	Olympia	WA	98502	1588058200	
Nona Niculescu	19401 40Th Ave W suite 230	Lynnwood	WA	98036	1003184946	Pac Med-Lynwood
Noor Azreen Ali	15214 Canyon Rd E	Puyallup	WA	98375	1891042958	Franciscan Medical Clinic - Canyon Road
Norah Nguyen	9710 State Avenue	Marysville	WA	98270	1922503366	
Norman Seaholm	4215 49th Ave NE	Tacoma	WA	98422	1780604272	MultiCare Northshore Clinic
Nupur Garg	9040 Jackson Ave	Tacoma	WA	98431	1134544299	Madigan Army Medical Center
Oanh Nguyen	1608 S J ST 5th Floor	Tacoma	WA	98405	1568691251	Franciscan-Neurology Assoc

Ocean Williams	14434 AMBAUM BLVD SW	Burien	WA	98166	1316167240	
Odessa Ramos	5921 N Market St	Spokane	WA	99208	1518273960	CHAS Health - Market St Clinic
Ofelya Gevorgyan	1901 S Cedar St Ste 201	Tacoma	WA	98405	1164839700	Multicare
Olabode Akinsanya	34616 11th PL S Suite 4	Federal Way		98003	1417394156	
Olatz Ormazabal	3124 S 19th Street Suite 240	Tacoma	WA	98405	1255770699	Allenmore Internal Medicine
Olesya Mykulyn	31405 18th Ave S	Federal Way	WA	98003	1053848119	Sea Mar Federal Way Medical
Olga Hernandez	1020 Anderson Drive Suite 203	Aberdeen	WA	98520	1043448160	Family Medicine of Grays Harbor
Olga Lutsyk	1202 Martin Luther King Jr Way	Tacoma	WA	98405	1598134322	Community Health Care
Olivia Redline	4001 N Cook	Spokane	WA	99207	1760838544	
Olivia Redline MD	4001 N Cook St	Spokane	WA	99207	1760838544	
Omar Abdul Hadi	16259 Sylvester Road SW Suite 301	Burien	WA	98166	1073715546	
Omar Bhatti	908 Jefferson Fifth Floor	Seattle	WA	98104	1831332428	Spine Center at Harborview
Omar Gonzalez	801 SW 16th Street Suite 121	Renton	WA	98057	1831412485	
Omar Saine	19200 N Kelsey St	Monroe	WA	98272	1679121966	Providence Health and Services
Omer Margolin	911 N 10th Place	Renton	WA	98057	1548643588	
Omici Uwagbai	9600 Veterans Drive	Tacoma	WA	98493	1043622343	VA Puget Sound Health Care System
Ona Schultz	14212 Ambaum Blvd SW Suite 304	Burien	WA	98166	1740571389	
Oscar Ortega	10413 Se 244th St	Kent	WA	98030	1225192784	EASTHILL MEDICAL CLINIC
Oscar Ortega	3716 Pacific Ave Ste E	Tacoma	WA	98418	1225192784	Rafael Medicus Clinic
Owen Kendall	125 16th Ave E #csb545	Seattle	WA	98112		
Padhma Venkitapathy	1205 N 10th st Suite A	Renton	WA	98057	1003202870	
Paige Gibbens	1202 Milk Jr Way	Tacoma	WA	98405	1053842526	Community HealthCare
Paige Gibbens	1202 Milk Jr Way	Tacoma	WA	98405	1992291967	Community Healthcare
Pamalla Stockho	2209 N Pearl st. Suite 100	Lakewood	WA	98499	1700192150	Multicare Clinic - Lakewood
Pamela Betz	1717 13th St Suite 401	Everett	WA	98201	1043535024	Providence - Cranial Spine And Joint Clinic
Pamela Gill	4515 Martin Luther King Jr Way S Suite 100	Seattle	WA	98108	1184824989	Providence Health & Services
Pamela Laughlin	4545 Cordata Parkway Ste 2A	Bellingham	WA	98226	1790781151	Peace Health Medical Group
Pamela Mcleod	105 W 8th Avenue Suite 200	Spokane	WA	99204	1396055646	Providence Neurosurgery & Spine
Pamela Schultz	624 E FRONT AVE	Spokane	WA	99202	1477084192	Spokane Teaching Health Clinic
Pamela Yung	1321 SE 36th St Ste 110	Bellevue	WA	98006	1386729119	UW Neighborhood Factoria Clinic
Paramita Mukherjee	24920 104th Ave Se	Kent	WA	98030	1396935953	Nephrology Clinic
Parker Dominique	450 NW Gilman Blvd Suite 201	Issaquah	WA	98027	1922494509	Airrosti
Partha Gonavaram	10510 Gravelly Lake Dr	Lakewood	WA	98498	1053473090	
Pati Irish	9600 Veterans Dr SW	Tacoma	WA	98493	1033341359	VA Puget Sound Health Care System
PATRICIA GALE READ-W	PICKERING PLACE 1455 11TH AVE NW	Issaquah	WA	98027	1790861458	
Patricia Jumelle	2010 Chestnut St C	Van Buren	AR	72956	1578880225	Sparks Clinic Pain Management
Patricia Martinez	904 7th Ave.	Seattle	WA	98104	1447647300	
Patricia Mceachrane-Gro	126 Auburn Ave Suite 300	Auburn	WA	98002	1417038894	HealthPoint Auburn
Patricia Medina	1701 3rd St SE Suite 300	Puyallup	WA	98372	1215439922	MultiCare Puyallup Internal Medicine
Patricia Papodopoulos	1901 S Cedar St #201	Tacoma	WA	98405	1386617074	Multicare
Patricia Russell	2209 N Pearl St Ste 100	Tacoma	WA	98406	1881617207	Multicare
Patricia Snow	1660 S Columbian Way	Seattle	WA	98108	1770678062	VA Puget Sound Health Care System
Patricia Solomons	3908 10th St Se	Puyallup	WA	98374	1851818280	
Patricia Wreford-Brown	9720 South Tacoma Way	Lakewood	WA	98499	1942657242	Northwest Integrated Health - Lakewood
Patricia Yetneberk	9801 Frontier Avenue Southeast	Snoqualmie	WA	98065	1144262239	Snoqualmie Valley Hospital
Patricia Zimmerman	4815 N. Assembly Street	Spokane	WA	99205	1215085683	Mann-Grandstaff VA Medical Center
Patrick Brady	9040 JACKSON AVENUE	Tacoma	WA	98431	1124520804	
Patrick Czaplicki	425 SW 41st Street	Renton	WA	98057	1992135545	UW Valley Medicine- Physiatry Clinic
Patrick Davidson	4815 N. Assembly Street	Spokane	WA	99205	1548262934	
Patrick Halpin	PO Box 368	Olympia	WA	98507	1114097102	Olympia Orthopaedic Associates
Patrick Hogan					1245237734	Puget Sound Neurology

Patrick Mcauley	13333 Meridian E Ste H	Puyallup	WA	98373	1205193364	Life Force Chiropractic
Patrick McLaughlin	2075 Barkley Blvd 105	Bellingham	WA	98226	1184884884	
Patrick O'Reilly	600 E Main Street	Elma	WA	98541	1801451273	
Patrick Simpson	1 Boone Rd	Bremerton	WA	98312	1831484591	NH Bremerton
Patrick Vigil	10510 Gravelly Lk Dr	Lakewood	WA	98499	1396182267	
Patsy Lazarous	12917 SE 38TH ST STE 100	Bellevue	WA	98006	1013070473	Swedish Factoria Primary Care
Patti Jordan	5612 176th St E Ste C 101	Puyallup	WA	98374	1700199825	Multicare
Paul Algeo	901 Boren Avenue Suite 850	Seattle	WA	98104	1891039418	Peter Shalit MD & Associates
Paul Baker	450 S Kitsap Blvd Suite 210	Port Orchard	WA	98366	1508868274	CHI Franciscan Health
Paul Barnett	2209 East 32nd Street	Tacoma	WA	98404	1902840838	Puyallup Tribal Health Authority
Paul Boone	16110 8th Ave SW STE A2	Burien	WA	98148	1952342974	Franciscan Medical Clinic - Seahurst
Paul Bradley	2840 Northup Way STE 140	Bellevue	WA	98004	1013311679	Washington Center for Pain Management
Paul Brown	901 BOREN AVE STE 1920	Seattle	WA	98104	1689749525	Paul Brown-Cabrini Tower
Paul Craig	12401 E Sinto	Spokane Valley		99216		
Paul Halkett	12360 Lake City Lane NE	Seattle	WA	98125	1386681815	VA Puget Sound Healthcare System
Paul Hastings	616 6th St	Bremerton	WA	98337	1902379563	
Paul Knopf	1660 S. Columbian Way	Seattle	WA	98108	1457447179	VA Puget Sound Health Care System
Paul Knouff	525 Lilly Rd. NE Suite 250	Olympia	WA	98506	1457533366	Providence-East Olympia Family Medicine
Paul Langevin	USS Nimitz Unit 100103 Box	Fpo	AP	96620	1043251473	Naval Hospital
Paul Lin	217 W Cataldo	Spokane		99201		
Paul Osmun	400 E 5th Ave	Spokane	WA	99202	1619982402	MultiCare Rockwood Main Clinic
Paul Piper	220 E Rowan Ste 300	Spokane	WA	99207	1336160316	The Doctors Clinic
Paul Pumilia	3705 South Meridian Suite B	Puyallup	WA	98373	1659454528	Iora Primary Care
Paul Robertson	2026 Olympic Hwy N Suite 203	Shelton	WA	98584	1639175938	Providence Regional Cancer System - Shelton
Paul Schmidt	7210 40TH ST W STE 100	University Place		98466	1366541161	
Paul Schwartz	1628 South Mildred Street	Tacoma	WA	98465	1316208895	
Paul Skomra	13020 Meridian Avenue S	Everett	WA	98208	1184039448	Swedish
Paul Sueno	2411 S 19th St	Tacoma	WA	98405	1396948956	Paul Andrew Sueno MD PLLC
Paul Surette	150 Dennis St SW	Tumwater	WA	98501	1306098124	Tumwater Family Practice
Paul Wardrop	14410 SE Petrovitsky Rd #104	Renton	WA	98058	1467714022	Valley Medical Fairwood
Paul Williams	2526 Colonial Dr	Centralia	WA	98531	1184630089	
Paula Calza	1215 N MCDONALD RD STE 101	Spokane Valley	WA	99216	1811421605	
Paula Constance	521 Martin Luther King Jr Way	Tacoma	WA	98405	1437175676	MultiCare Tacoma Family Medicine
Paula Dahlen	1090 W Park Pl	Coeur D Alene	ID	83814	1295787331	Heritage Health
Pawel Dutkiewicz	Po Box 269	South Bend	WA	98586	1275890097	Pacific Family Health Center
Paz Corro-Casino	6401 Kimball Dr Ste 201	Gig Harbor	WA	98335	1417330853	Franciscan Medical Clinic - Gig Harbor
Pedro Trujillo	400 S 43rd St Floor 3E	Renton	WA	98055	1609852789	Valley Medical Center Rheumatology Clinic
Peggy Briggs	22007 Meridian Ave E C	Graham	WA	98338	1790796704	
Peggy Jesse	205 10TH ST NE Ste 200	Auburn	WA	98002	1790811057	Franciscan Medical Clinic - Auburn
Peggy Smith	4401 Bridge Port Way West	University Place	WA	98466	1467504084	University Place Medical Clinic
Percy Lynchard	4001 Harris Avenue NW	Olympia	WA	98502	1881108553	Heritage Family Medicine
Perlita Perez-Marcia	7520 Totem Beach Rd	Tulalip	WA	98271	1174810972	
Petar Jamborcic	9600 Veterans Drive	Tacoma	WA	98493	1114990538	
Peter Berberian	14434 Ambaum Blvd Sw Suite 5	Burien	WA	98166	1104187467	Sea Mar Burien Medical Clinic
Peter Bosak	202 NORTH DIVISION ST PLAZA II SUITE 4	Auburn	WA	98001	1811912892	Multicare Medical Center - Auburn
Peter Brodie Wood	615 Lilly Road Suite 100	Olympia	WA	98506	1891864393	Eastside Clinic
Peter Brown	750 N Syringa St Ste 100B	Post Falls	ID	83854	1033555941	Northwest Family Medicine
Peter Carr	509 Olive Way Suite 620	Seattle	WA	98101	1033193164	Dynamic Chiropractic Clinic
Peter Edminster	624 E Front Ave	Spokane	WA	99202	1093163453	Providence Family Medicine Residency Clinic
Peter Glanville	1502 N VERCLER RD	Spokane Valley	WA	99216	1144622036	Columbia Medical Associates
Peter Karlin	118 Washington Ave N PO Box 1060	Eatonville	WA	98328	1962630053	Multicare Clinic Eatonville

Peter Lundblad	1 BOONE RD	Bremerton		98312	1508846767	
Peter Mandt	510 8th Ave Ne ste 200	Issaquah	WA	98029	1730158148	Proliance Orthopaedics&Sports
Peter Mohai	515 Minor Ave Suite 300 North	Seattle	WA	98104	1831185966	Swedish Center for Comprehensive Care
Peter Olson	6322 Roosevelt Way Northeast	Seattle	WA	98115	1649625955	
Peter Peng					1932546843	
Peter Pereira	6020 35TH AVE SW	Seattle		98126	1699886853	
Peter Rinaldi	16528 E Desmet Ct	Spokane Valley	WA	99216	1902972854	
Peter Shalit	901 Borien Ave 850	Seattle	WA	98104	1831181700	Peter Shalit MD PhD
Peter Silvestri-Wehr	4815 N Assembly Street	Spokane	WA	99205	1104213305	Mann-Grandstaff VA Medical Center
Peter Stuart	144 Stony Point Rd	Santa Rosa		95401	1851414502	
Peter Talbolt	611 12th Ave S	Seattle	WA	98114	1760459143	
Peter Wehr	624 E Front Ave	Spokane	WA	99202	1104213305	Providence Internal Medicine
Petru Groza	3919 N Maple Street	Spokane	WA	99205	1730187360	CHAS
Philip Buenvenida	34617 11th Pl So Suite 104	Federal Way	WA	98003	1386660579	Philip Buenvenida Md
Philip Chan	24920 104th Avenue SE	Kent	WA	98030	1942231899	VMC Kent Pricamry Care
Philip Coff	212 E Central #440	Spokane		99208		
Philip Dooley	14402 E Sprague Ave	Spokane	WA	99216	1710027875	Kaiser Permanente Veradale Medical Center
Philip Gibbs	611 N F St	Aberdeen	WA	98520	1548283617	
Philip Henry	42 E Rowan Ave Ste A	Spokane	WA	99207	1023097946	Northside Family Physicians
Philip Matthews	1515 116th ave NE STE 300	Bellevue	WA	98004	1053444893	Integrative Pain Management
Philip Monroe	1414 N Vercler bld 2	Spokane Valley		99216		
Philip Smith	4404 80th St NE	Marysville	WA	98270	1285639245	
Philip Woolf	0	Renton	WA	0	1992702914	Providence Valley Family Physicians
Phillip Arnold	9709 3rd Ave NE	Seattle	WA	98115	1619984143	
Phillip Burk	405 W Stanley St	Granite Falls	WA	98252	1245254473	
Phillip Milam	15602 Main St NE #200 Po Box 156	Duvall	WA	98019	1376525741	
Phillip Shealy	19 Lake St	Nespelem	WA	99155	1811394935	Colville Indian Health Center
Phuc Huynh	3901 Hoyt Ave	Everett	WA	98201	1720466964	The Everett Clinic
Phuc Phung	24920 104th Ave SE	Kent	WA	98030	1053561134	Valley Medical Center - Kent Clinic - Primary
Phyllis Ying	16315 NE 87th St Suite B6	Redmond	WA	98052	1407218647	
Pierre Dalumpines	6401 Kimball Dr Ste 201	Gig Harbor	WA	98335	1780877951	Franciscan Medical Clinic - Gig Harbor
Pierre Leimgruber	122 W 7th #450	Spokane		99204		
Pnina Strasbourger	3915 TALBOT RD S SUITE 401	Renton		98055	1508212200	Valley Medical Center
Ponrat Pakreo	1212 N Pines Rd	Spokane	WA	99206	1023050200	
Pooja Patel	4800 College St SE	Lacey	WA	98503	1740748227	PMG SW WA Lacey
Poojitha Beravol	24920 104th Ave SE	Kent	WA	98030	1073749396	Valley Medical Center - Nephrology Clinic
Poornima Krishnaiah	735 12th St SE	Auburn	WA	98002	1497948467	Multicare Clinic - Auburn FP
Portia Kamps	14408 E Sprague Ave	Spokane Valley		99216	1366631731	MultiCare Rockwood Valley Clinic
Prachanda Khadka	525 Lily Rd NE Suite 250	Olympia	WA	98506	1053863282	Providence Medical Group East Olympia
Prachi Garodia	1660 South Columbian Way	Seattle	WA	98108	1073521183	
Prachi Munshi	17638 140TH AVE NE	Woodinville	WA	98072	1720008055	
Pragya Tripathi	275 Bronson Way NE	Renton	WA	98056	1124313846	Kaiser Permanente
Prakash Varadarajan	1624 S I ST STE 305	Tacoma		98405	1134364516	
Prashant Gupta	16045 1st Ave S	Burien	WA	98148	1043552862	Franciscan Prompt Care - Burien
Praveen Mambalam	1900 116th Ave NE Suite 201	Bellevue	WA	98004	1790942886	Washington Center for Pain Management
Preet Kamal	7520 Totem Beach Road	Tulalip	WA	98271	1306361746	Tulalip Health System
Preeta Kuhlman	2625 Parkmont Lane Southwest building C	Olympia	WA	98502	1790104230	Naturopathic Health Center
Preeti Aski	126 Auburn Avenue Suite 300	Auburn		98002	1629019013	
Preston Anderson	1660 S. Columbian Way	Seattle	WA	98108	1528456100	VA Puget Sound Health Care System
Preston Stephens	2555 Marvin Rd NE	Lacey	WA	98516	1144675133	Providence Medical Group Hawks Prairie Fan
Priscila Bryant	400 E 5th Ave Ste 3 N	Spokane	WA	99202	1467994269	Multicare

Puja Dalal	1801 NW Market St Suite 403	Seattle		98107	1326468299	
Puneet Kakkar	33501 First Way S	Federal Way	WA	98003	1356599054	Virginia Mason Federal Way Medical Center
Purnima Patel	1330 Rockefeller Ave STE 340	Everett	WA	98201	1487619060	The Everett Clinic-North Everett
Queen Wahiwe	33431 13th Place S	Federal Way	WA	98003	1508183104	HealthPoint - Federal Way
Quoc Ho	108 KINDLE RD	Randle		98377	1710278775	Randle Clinic
Quoc Phan	3920 Capital Mall Dr SW Ste 200	Olympia	WA	98502	1326261942	Olympia Family and Internal Medicine
Quyen Tran	4201 Rucker Avenue	Everett	WA	98203	1104315167	CHCSC
Rabbiya Abidi	16045 1ST AVE S FL 1	Burien	WA	98148	1437351889	
Rabeea Rehman	9230 Sky island Drive E	Bonney Lake	WA	98391	1043506033	Franciscan Medical Clinic
Rabiah Ali	4033 Talbot Rd S Suite 570	Renton	WA	98055	1780002170	
Rachael Banda	923 Auburn Way N	Auburn		98002	1306378575	HealthPoint
Rachael Massoud	1212 N Pine	Spokane	WA	99206	1336536887	Providence Health&Services
Rachael Ursula Schuess	11011 MERIDIAN AVE N SUITE 200	Seattle	WA	98133	1225175359	
Rachel Bodansky	33431 13th Place S	Federal Way	WA	98003	1043767767	HealthPoint - Federal Way
Rachel Burrington	17707 W MAIN ST	Monroe	WA	98272	1730536400	Sea Mar Monroe Medical Clinic
Rachel Chesley	30207 US2	Sultan	WA	98294	1437687340	
Rachel Criddle	1151 Canterwood Blvd Gig Harbor	Gig Harbor	WA	98332	1033407804	Fransiscan
Rachel Dawson	5700 100th St SW Suite 510	Lakewood	WA	98499	1356363162	MultiCare
Rachel Dubay	3915 Talbot Rd S Ste 401	Renton	WA	98055	1750872727	Valley Medical Center
Rachel Fernando	265 W. Prairie	Hayden	ID	83835	1083028047	Family Medical Care PLLC
Rachel Franklin	1212 N Pines Rd	Spokane Valley	WA	99206	1588102107	Providence Family Medicine - North Pines
Rachel Kopicki	3915 Talbot Rd S STE 401	Renton	WA	98055	1184078594	Valley Family Medicine Clinic
Rachel Malof	23745 225th Way Se Ste 201	Maple Valley	WA	98038	1114420734	Crown Health
Rachel Mlanao	1412 Sw 43rd St Ste 315	Renton	WA	98057	1003107202	Concerto Healthcare
Rachel Peash	615 Lilly Road NE Ste 220	Olympia	WA	98506	1265922850	
Rachel Pontemayor	1806 W LINCOLN AVE	Yakima	WA	98902	1780119560	
Rachel Reese	1400 E Kincald St	Mount Vernon	WA	98274	1104187905	Skagit Regional Clinic
Rachel Rudder	15812 E Indiana Ste 200	Spokane	WA	99216	1275145401	
Rachel Safran	624 E Front Ave	Spokane	WA	99202	1437413762	Providence Family Medicine Residency Clinic
Rachel Sternoff	400 108TH AVE NE STE 100	Bellevue	WA	98004	1235586140	Overlake Medical Clinic
Rachel Witham	2020 E 29TH AVE	Spokane	WA	99203	1487917548	Providence Family Medicine South Hill
Rachelle Guinto	4700 Pt Fosdick Dr NW STE 202 & 203	Gig Harbor	WA	98335	1477757011	Franciscan Medical Clinic-Pt Fosdick
Radhika Farwaha	13451 SE 36th Street	Bellevue	WA	98006	1518304781	Factoria Medical Center
Raheleh Lacroix	1660 S Columbian Way	Seattle	WA	98108	1447332002	Veterans Hospital Primary Care
Rajalakshmi Venkatesw	9245 Rainier Ave S	Seattle	WA	98118	1487750634	Neighborcare Health at Rainier Beach
Rajasri Palepu	4112 Harbour Point Blvd Sw Ste 100	Mukilteo	WA	98275	1568644607	Providence Health&Services
Rajeev Rajendra	1821 N Leclerc Rd#1	Cusick	WA	99119	1992902803	Camas Center Clinic
Rajni Jutla	6900 East Green Lake Way N	Seattle	WA	98115	1467564484	
Ralph Haller	1100 PACIFIC AVE SUITE 300	Everett	WA	98201	1164491429	
Ralph Monteagudo	100 3rd St Suite 1	Davenport	WA	99122	1194768283	Davenport Clinic
Raluca Ionescu	3016 E 57th Ave Ste 27	Spokane	WA	99223	1497721211	MultiCare Rockwood Main Clinic
Ramon Sanchez	1832 S 324th Pl	Federal Way	WA	98003	1861572125	Family Health Care
Ramona Pungan	16045 1st Ave S	Burien	WA	98148	1497776769	Franciscan Medical Clinic - Burien
Ramya Kumar					1710383039	MultiCare East Pierce Family Medicine
Randall Chesnut	908 Jefferson St	Seattle	WA	98104	1669515136	UW Medicine
Randall Johnson	624 E Front Ave	Spokane	WA	99202	1417375866	Providence Family Medicine Residency Clinic
Randall Kelley	1 Boone Rd	Bremerton	WA	98312	1841203130	NAVAL HOSPITAL
Randall Pflugrad	2903 E 25th Ave	Spokane	WA	99223		Rockwood Retirement Communities
Randi Carter	9631 N Nevada St Ste 210	Spokane	WA	99218	1629130273	Jamison Family Medicine
Randy Alejo	6002 N Westgate Blvd Suite 230	Tacoma	WA	98406	1922204775	
Randy Robbins	1003 Koala Avenue	Omak	WA	98841	1457756967	Family Health Centers

Rani Setiawan	10024 SE 240th St Ste 201	Kent	WA	98031	1114400330	FamilyCare of Kent
Ranjy Basa	9600 Veterans Drive	Tacoma	WA	98493	1790869303	
Ranu Choudhary	104th Avenue Medical Clinic 24604 104th A	Kent	WA	98031	1386664183	
Raphael Peralta	7210 40th St W Suite 100	University Place	WA	98466	1386807725	Franciscan Medical Clinic - University Place
Rasha Alqadi	PO BOX 421	Liberty Lake	WA	99019	1356606651	
Raul Dominguiano	21 NE ROMANCE HILL RD SUITE 104	Belfair	WA	98528	1083731947	Franciscan Health System
Raul Villalobos	9040 Fitzsimmons Dr	Tacoma	WA	98431	1841390077	Madigan Army Medical Center
Ravi Kalwani	3124 S 19th St. Suite 140	Tacoma	WA	98405	1295170132	MultiCare Tacoma Family Medicine
Ravneet Jaura	931 S Market Blvd	Chehalis	WA	98532	1538517693	Providence Medical Group
Raylene Lawrence	1210 W Fairview St	Colfax	WA	99111	1932286531	Whitman Medical Group
Raymond Agilar	12800 Bothell Everett Highway Suite 110	Everett	WA	98208	1871024083	Providence Health&Services
Raymond Hansen	1540 LAKE LANSING RD STE 201	Lansing	MI	48912	1376599274	
Raymond Park	PO BOX 69737	Seattle		98168	1497744502	
Raymond Punzalan	9600 Veterans Dr SW	Tacoma		98493	1760704902	
Raymond Sue	7345 164th Ave. NE Suite I-105	Redmond	WA	98052	1396826764	
Raynald Im	1830 Bickford Ave Suite 211	Snohomish	WA	98290	1003136979	Providence Medical Group
Rebecca Beal	1812 S Mildred St STE H	Tacoma	WA	98465	1629600564	
Rebecca Benko	521 MARTIN LUTHER KING JR WAY	Tacoma	WA	98405	1689699696	
Rebecca Bodle-Shingo	105 W Simpson Ave	Mccleary	WA	98557	1558362368	
Rebecca Bozeman	600 E Main Street	Elma	WA	98541	1629582093	Summit Pacific Healthcare Clinic
Rebecca Cantone	51377 Sw Old Portland Rd	Scappoose	OR	97056	1902191794	Oregon Health&Science
Rebecca Church	9040 JACKSON AVE	Madigan Hosp	WA	98431	1982033395	MADIGAN ARMY MEDICAL
Rebecca Hamm	1950 Pottery Ave #140	Port Orchard	WA	98366	1801349832	Eppel Family Medicine
Rebecca Hendryx	237 Professional Way	Shelton	WA	98584	1467494799	Mason General Olympic Physicians
Rebecca Johnson	220 E Rowan Ste 300	Spokane	WA	99207	1083864045	The Doctors Clinic
Rebecca Klein	110 Delphi Rd NW Suite 101	Olympia	WA	98502	1407261936	West Olympia Internal Medicine
Rebecca Lang	8423 MUKILTEO SPEEDWAY STE 101	Mukilteo	WA	98275	1700288677	
Rebecca March	110 Delphi Rd NW Ste 101	Olympia	WA	98502	1407261936	West Olympia Internal Medicine
Rebecca Mckanna	1600 116TH AVE NE SUITE 102	Bellevue	WA	98004	1336132307	Bellevue Family Medicine
Rebecca Meiers	4815 N Assembly St	Spokane	WA	99205	1588617054	Mann-Grandstaff VA Medical Center
Rebecca Muntean	820 S McClellan Ste 200	Spokane		99204	1003071598	Providence Internal Medicine
Rebecca Nebel	233 2nd Ave S	Kent	WA	98032	1982022356	Sea Mar Kent Medical Clinic
Rebecca Nolan	2116 E Section St	Mount Vernon	WA	98274	1912290636	
Rebecca Parrish	13020 Meridian Ave South Floor 2	Everett	WA	98208	1972604213	Swedish Clinic -Mill Creek
Rebecca Pfaff	530 Bogachiel Way	Forks	WA	98331	1669730644	Forks Community Hospital
Rebecca Sciandra	9040a Jackson Avenue Madigan Army C	Tacoma	WA	98431	1356609218	
Rebecca Vinson	9600 Veterans Drive	Tacoma	WA	98493	1356630230	VA Puget Sound Health Care System
Rebecca Waggoner	PO Box 368	Olympia	WA	98507	1144612508	
Rebecca Waxman	1660 S Columbian Way	Seattle	WA	98108	1285056606	
Rebekah Drahota	4700 Pt Fosdick Dr NW Ste 102	Gig Harbor	WA	98335	1912339698	Franciscan Prompt Care - Gig Harbor
Rebekah Kravchonok	4700 Pt Fosdick Dr Nw Ste 203	Gig Harbor		98335	1912339698	
Rebekah Lee	9600 Veterans Drive	Tacoma	WA	98493	1073635058	VA Puget Sound Health Care System
Regina Bonnieve Rogers	320 S Kitsap Blvd	Port Orchard	WA	98366	1982695128	Peninsula Community Health Services
Reid Holtzclaew-Swan	9040 Jackson Ave	Madigan Hospital	WA	98431	1992782288	
Reid Swan	2620 Wheaton Way	Bremerton	WA	98310	1992782288	Olympic Internal Medicine
Rein Lambrecht	931 S Market Blvd	Chehalis	WA	98532	1811285661	Providence Chehalis Family Medicine
Remi Gallevo	315 Martin Luther King Jr Way	Tacoma	WA	98405	1992992655	MultiCare Tacoma General Hospital
Renay Fredette	5580 Nordic Way	Ferndale	WA	98248	1154351203	Ferndale Family Medical Center
Renee Burnett	3130 Ellis St.	Bellingham	WA	98225	1932298965	Associates in Family Medicine
Resa Delany	939 Mt View Dr Ste 100	Shelton	WA	98584	1619964186	MGH Shelton Family Medicine
Resa Shaner	939 Mountain View Drive Suite 100	Shelton	WA	98584	1619964186	MGH Shelton Family Medicin

Rey Garibay	1608 S. J St. 3rd Floor	Tacoma	WA	98405	1104180504	Franciscan Health System
Reyne Yamane	400 WARREN AVE	Bremerton	WA	98337	1952866170	
Rezner Abubakar	3927 Rucker Ave	Everett	WA	98201	1356548648	The Everett Clinic
Rhea Crisostomo	126 Auburn Ave Suite 300	Auburn	WA	98002	1245443431	HealthPoint Auburn
Rhonda Bass	19200 N Kelsey St	Monroe	WA	98272	1023014925	Providence Clinic - Monroe
Richard Avalon	0	Renton	WA	0	1619930088	UW Valley Medical - Fairwood
Richard Bale	404 W 15th Ave	Spokane	WA	99203	1821100223	Office of Dr. Richard Bale
Richard Bell	700 Ironwood Drive	Coeur D Alene	ID	83814	1154316578	Family Health Associates
Richard Bowles	601 S Carr Rd Ste 100	Renton	WA	98055	1386632354	Pac Med - Renton
Richard Faiola	4001 HARRISON AVE NW STE 101	Olympia		98502	1689626392	
Richard Fogerty	1801 NW MARKET ST SUITE 309	Seattle	WA	98107	1346223815	Swedish Clinic-Ballard - CLOSED
Richard Granger	2930 MAPLE ST	Everett	WA	98201	1760421085	EVERETT MEDICAL CENTER
Richard Lambert	104 W 5th Ste 400	Spokane		99204		
Richard Lamour	615 Lilly Road Suite 120	Olympia	WA	98506	1164695813	Olympia Orthopaedic Associates
Richard March	117 Ramsey Way	Toledo	WA	98591	1548639412	Valley View Health Center
Richard Parry	4815 N Assembly St	Spokane	WA	99205	1609955178	Mann-Grandstaff VA Medical Center
Richard Rynes	11311 BRIDGEPORT WAY SW STE 214	Lakewood		98499	1003864836	
Richard Tanaka	1400 Pottery Ave	Port Orchard	WA	98366	1174675250	Kaiser
Richard Wohns	1519 3RD ST SE SUITE 101	Puyallup	WA	98372	1710084744	
Riddhi Blow	4310 Colby Ave Ste 202	Everett	WA	98203	1134671050	
Rilla Westermeyer	2020 E 29th Ave Lowr Level	Spokane	WA	99203	1710240817	
Rina Missirian	1090 W PARK PL	Coeur D Alene		83814	1225042138	Dr. Rina J Missirian Internal Medicine
Ripudaman Singh	9600 Veterans Dr	Tacoma		98493	1376702050	
Risa Cole ARNP	0	Renton	WA	0	1316491251	Unify Community Health
Rita Snow	16528 E Desmet Ct Ste B3100	Spokane Valley	WA	99216	1114984531	Providence Valley Family Physicians
Rita Warner	10618 E Sprague Ave	Spokane Valley		99206	1306826862	
Rizwana Lott	1424 Broadway	Everett		98201	1992718464	Community Health Center
Robby Riddle	5952 Blackstone Way	Nine Mile Falls	WA	99026	1942293055	Lake Spokane Community Health Center
Robera Aleye	16110 8th Ave SW Bldg A	Burien	WA	98166	1548811730	
Robert Baxley	105 W 8th #510	Spokane		99204		
Robert Bond	4815 N. Assembly Street	Spokane	WA	99205	1073569612	Mann-Grandstaff VA Medical Center
Robert Corbett Jr.	9631 N NEVADA ST SUITE 304	Spokane	WA	99218	1578565586	
Robert Corliss	1701 3rd St SE Suite 300	Puyallup	WA	98372		
Robert Dini	32018 23RD AVE S	Federal Way		98003	1124103924	
Robert Eager	34503 9TH AVE S STE 100	Federal Way	WA	98003	1164628756	
Robert Frank	1701 3rd st SE Suite 300	Puyallup	WA	98372	1538168521	MultiCare
Robert Golden	12615 E Mission #300	Spokane Valley		99216		
Robert Grundy	500 17TH AVE	Seattle	WA	98122	1972687697	
Robert Hauss	2420 S Union Ave #300 Suite 300	Tacoma	WA	98405	1972965481	
Robert Hermann	122 Washington Ave S	Orting	WA	98360	1063776797	Medical Center of Orting Inc
Robert Hunter III	1 BOONE RD	Bremerton		98312	1992795033	
Robert Hustrulid	1215 N McDonald Road	Spokane	WA	99216	1528079217	Spokane Internal Medicine
Robert Jacobsen	1400 E. Kincaid Street	Mount Vernon	WA	98274	1205890944	
Robert Jaffe	10521 MERIDIAN AVE N	Seattle	WA	98133	1326168006	Neighbor Care at Meridian
Robert Killian	901 Boren Avenue	Seattle	WA	98104	1578553053	Dr. Robert Killian MD
Robert Klem	604 NW Richmond Beach Rd	Shoreline	WA	98177	1275508491	Swedish-Richmond Beach Clinic
Robert Lang	3525 Ensign Rd NE Suite J	Olympia	WA	98506	1447329412	
Robert Levenson	16233 Sylvester Rd SW Ste 110	Burien	WA	98166	1326080334	Highline Cancer Center
Robert Levenson	PO BOX 34936 DEPT # 5006	Seattle	WA	98124	1326080334	
Robert MacLaughlin	30800 Pacific Hwy 5	Federal Way		98003	1467654731	
Robert Mccroskey	34509 9th Ave S #107	Federal Way	WA	98003	1629064589	Hematology Oncology Northwest

Robert Mcelhaney	4254 Jackson Hwy	Chehalis	WA	98532	1730162124	Mary's Corner Medical Clinic
Robert Mckay	615 Lilly Rd NE Ste 100 & 120	Olympia	WA	98506	1831141902	Olympia Orthopaedic Associates - Eastside C
Robert McLaughlin	30800 Pacific Hwy S	Federal Way	WA	98003	1467654731	Care Plus Medical
Robert Morgan	805 164th St SE Ste 100	Mill Creek	WA	98012	1154580496	Guardian Family Care
Robert Munoz	19200 N Kelsey St	Monroe	WA	98272	1801997119	Providence Health Services
Robert Netjes	4815 N. Assembly Street	Spokane	WA	99205	1699907477	Mann-Grandstaff VA Medical Center
Robert Ory	34503 9TH AVE S STE 100	Federal Way	WA	98003	1891704136	St Francis Medical Clinic
Robert Prongay	14410 SE PETROVITSKY RD STE 104	Renton	WA	98058	1770733859	
Robert Rieger	2511 M AVE SUITE A	Anacortes	WA	98221	1265591143	
Robert Riggs	14402 E Sprague Ave	Spokane	WA	99216	1952467136	Kaiser Permanente Veradale Medical Center
Robert Rubenstein	2011 NW Myhre Rd.	Silverdale	WA	98383	1437185279	
Robert Sargent	22000 Marine View Dr S Ste 100	Des Moines	WA	98198	1346263894	Franciscan Medical Clinic - Des Moines
Robert Shepherd	1718 E Kessler Blvd	Longview	WA	98632	1487001780	
Robert Shirey	725 N Stanley St Ste D	Medical Lake	WA	99022	1538269378	Multicare
Robert Sibley	4545 POINT FOSDICK DR NW	Gig Harbor		98335	1508191586	
Robert Smithing	10024 SE 240th St Ste 201	Kent	WA	98031	1023004611	Family Care of Kent
Robert Swan	604 NW RICHMOND BEACH RD	Shoreline	WA	98177	1417395724	
Robert Thompson	3915 Talbot Rd S	Renton	WA	98055	1699781468	Cascade Primary Care
Robert Wigert	546 N Jefferson Lane Ste 100	Spokane	WA	99201	1215994587	Providence Health&Services
Robert Yap	27115 Military Rd S	Kent	WA	98032	1154651933	West Hill Medical Center
Roberta Trandedv	2520 CHERRY AVE	Bremerton	WA	98310	1629414537	Harrison Medical Center
Robin Davis	201 Tahoma Blvd. SE	Yelm	WA	98597		
Robin Garcia	1802 S Union Avenue Suite 200	Tacoma	WA	98405	1790874477	Northwest Family & Spine Clinic
Robin Hoeniges	0 renton	WA	0	1578556320	Cascade Family Medical Clinic	
Robin Kenning	PO Box 275	Keller	WA	99140	1700215225	
Robin Mitchell	13102 E Mission Ave	Spokane Valley	WA	99216	1295732212	Providence Medical Group
Robin Moore	145 Lilly Road NE	Olympia	WA	98506	1972631307	Olympia Family Health
Robin Rice	108 Kindle Road	Randle	WA	98377	1316032030	
Robin Sarner	225 176th St S	Spanaway	WA	98387	1952322539	
Robyn Davies	201 Tahoma Blvd Se Suite 102	Yelm	WA	98597	1932226818	Yelm Family Medicine
Rod Oskouian	550 17th Ave Suite 500	Seattle	WA	98122	1972710044	Swedish Neuroscience Specialists Complex S
Rodney Joe	500 Lily Rd.NE Ste 204	Olympia	WA	98506	1558342501	
Rodney Riedel	26458 Maple Valley Black Diamond Rd SE	Maple Valley	WA	98038	1366426405	UW Maple Valley Clinic Urgent Care
Rodney Skoglund	16259 Sylvester Rd Sw Suite 504	Burien	WA	98166	1356333280	Three Tree Internal Medicine
Rogelio Cantu	3919 N Maple St	Spokane	WA	99205	1942238886	CHAS Health - Maple St Clinic
Roger Hanson	400 E 5th Ave	Spokane	WA	99202	1881723534	MultiCare Rockwood Main Clinic
Roger Sharf	3130 Ellis St	Bellingham	WA	98225	1275621286	Associates In Family Medicine
Rolana Mesias	4112 HARBOUR POINTE BLVD SW Suite 1	Mukilteo	WA	98275	1144662008	Harbour Pointe Medical Clinic
Roland Feltner	1830 Bickford Ave Ste 211	Snohomish	WA	98290	1225004658	Providence Medical Group
Roland Kent	1641 E Polston Ave Ste 101	Post Falls	ID	83854	1619942927	Axis Spine
Rolf Panke	100 3rd Street Suite 1	Davenport	WA	99122	1396782272	North Basin Medical Clinic - CLOSED
Romeo Puzon	27115 Military Rd S	Kent	WA	98032	1538190608	West Hill Medical Center
Ron Mathew	806 Oakesdale AVe Sw Ste C200	Renton	WA	98057	1831535228	VPA
Ron Neff	939 Mountain View Drive Suite 100	Silver Creek	WA	98585	1740217249	Mason General Shelton Family eDicine
Ronald Krauss	5602 Ruddell Rd SE	Lacey		98503	1235105719	Lacey Medical Clinic
Ronald Kwong	1580 Valley River Dr. Suite 210	Eugene	OR	97401	1609129022	Oregon Medical Group
Ronald Oman	1006 North H St 3rd Floor	Aberdeen	WA	98520	1174863690	Highland Family Medicine and Pediatrics
Ronald Ortiz	406 E ROWAN AVE SUITE 200	Spokane	WA	99207	1659473759	Rowan Internal Medicine
Ronald Smith	PO BOX 3360	Portland	OR	97208	1740299239	
Ronald Smith	4815 N. Assembly Street	Spokane	WA	99205		
Ronan Cahill	1750 112th Ave NE Ste D 258	Bellevue	WA	98004	1871939520	Providence Health&Services

Ronda Beckner	546 N Jefferson Lane STE 200	Spokane	WA	99201	1639249451	Columbia Medical Associates-Family Health
Rory David Cavaille	3400 NE 110TH ST APT 103	Seattle	WA	98125	1760882484	
Rosa Merino	1660 S Columbian Way Ste 170	Seattle		98108	1518064955	VA Puget Sound HealthCare
Rose Walsh	1019 Pacific Avenue Ste 300	Tacoma	WA	98402	1346218617	Community Health Center
Rosemary Schreoter	322 West N River Dr	Spokane	WA	99201	1730232802	Kaiser Permanente Riverfront Medical Center
Rosemary Spyhalsky	1620 Cooper Point Rd Sw	Olympia	WA	98502	1518309988	Providence Medical Group
Rosita Miranda	16528 E Desmet Ct Ste B3100	Spokane Valley	WA	99216	1689830093	Providence Valley Family Physicians
Ross Carey	7315 212th St SW	Edmonds	WA	98026	1366548943	
Ross Melter	9600 Veterans Dr A-116-Cwt	Tacoma		98493	1508159872	
Ross Vogelgesang	3240 14th Avenue Nw	Olympia	WA	98502	1518919505	Alliance Pain center
Rostom Rivera	7808 Pacific Avenue Suite 4	Tacoma	WA	98408	1366511552	Office of Dr. Rostom Rivera
Rowena Reyrao	619 156th Ave SE	Bellevue	WA	98007	1376566794	
Roxanne Ho	2101 4TH AVE SUITE 600	Seattle	WA	98121	1083803258	Qliance
Russell Faria	721 M Street NE Suite 100	Auburn	WA	98002		MultiCare
Russell Hisscock	30809 1ST AVE SOUTH SUITE A	Federal Way	WA	98003	1821103854	Franciscan Medical Clinic-Federal Way
Russell Mccann	9933 W HAYES ST BUILDING C	Joint Base Lewis Mcch		98431	1053566109	National Center for Telehealth and Technology
Russell Steffensen	144 169th Street S	Spanaway	WA	98387	1477945319	
Ruth Michaelis	403 E Meeker St Suite 200	Kent	WA	98030	1982698320	Healthpoint
Rutherford Hayes	1200 12th Avenue S	Seattle	WA	98144	1811072614	Beacon Hill family Practice
Ryan Agostinelli	605 East Holland Suite 200	Spokane	WA	99218	1043763253	Multicare Clinic Rockwood North Point Speci
Ryan Barnes	801 W 5th Ave Ste 323	Spokane	WA	99204	1992933881	Multicare Neuroscience Podiatry Clinic
Ryan Brennan	0	Renton	WA	0	1619111853	Madigan Army Medical Center
Ryan Gonce	1007 39th Ave SE	Puyallup	WA	98374	1659643534	Kaiser Permanente Puyallup Medical Center
Ryan Halpin	PO Box 368	Olympia	WA	98507	1467618025	Westside Medical Center
Ryan Hoke	916 Pacific Avenue 2nd Floor	Everett	WA	98201	1700011350	Providence Medical Group - Pacific Physiatry
Ryan Johnson	525 LILLY RD NE STE 250	Olympia	WA	98506	1770784019	Providence East Olympia Primary Care
Ryan Kartheiser	2902 NE 12th St Suite 102	Renton	WA	98056	1225569734	
Ryan Kuhar	525 Lilly Rd Ne	Olympia	WA	98506	1831756998	
Ryan Lysne	5921 N Market St	Spokane	WA	99208	1528526993	CHAS
Ryan Massoud	212 East Central Suite 4040	Spokane	WA	99208	1023495512	Providence Family Medicine Residency Clinic
Ryder Gwinn	801 Broadway Ste 901	Seattle	WA	98122	1700945607	
S lyabo Tinubu-Karch	16400 S Center Parkway Ste 205	Tukwila	WA	98188	1992733638	Alaska Gardens Health and Rehab center
Sabrina Benjamin	9537 Gravelly Lake Dr SW STE E10	Lakewood	WA	98499	1447280334	Franciscan Prompt Care-Gravelly Lake
Sabrina Hart	10217 125th Street Court E	Puyallup	WA	98374	1285795823	Sea Mar Puyallup Medical Services
SABRINA K.G TAN M.D.	315 MLK JR WAY	Tacoma		98405		
Sabrina Stephens	27203 216th Ave SE Suite D	Maple Valley	WA	98038	1760976922	
Sabrina Tan	3124 S 19th St Ste 240	Tacoma	WA	98405	1962608539	MultiCare Tacoma Central Internal Medicine
Sade Khorami	23213 Pacific Hwy S	Kent	WA	98032	1124534409	
Sadia Ali	220 15th Ave SE Suite C	Puyallup	WA	98372	1912153115	Pac Med - Puyallup
Sadia Habib	7345 164th Ave NE Suite I-105	Redmond	WA	98052	1285720854	Overlake Clinics Primary Care - Redmond
Sahar Khalaj	1415 E Kincaid St	Mount Vernon	WA	98274	1972000610	
Sai Prassana Mannem	400 108th Ave NE	Bellevue	WA	98004	1043491129	Overlake Medical Clinics Primary Care Downt
Saima Ahmad	820 S Mcclellan St Ste 200	Spokane	WA	99204	1275516130	Providence Medical Group - Spokane
Sally Fleischman	19245 7th Avenue NE	Poulsbo	WA	98370	1316087018	The Doctors Clinic
Sally Mcpherson	2116 E SECTION ST	Mount Vernon	WA	98274	1417303751	
Sam Eggertsen	10414 Beardslee Blvd	Bothell	WA	98011	1457359507	Healthpoint Bothell
Sam Man Hoi Li	1660 S. Columbian Way	Seattle	WA	98108	1760926141	VA Puget Sound Health Care System
Sama Kamal	624 E Front Ave	Spokane	WA	99202	1992168561	Providence Internal Medicine
Samalie Sseba	134 188th St S	Spanaway	WA	98387	1851866602	Community Healthcare
Samandip Hothi	4033 Talbot Rd S Ste 570	Renton	WA	98055	1992185136	Valley Medical Center
Samantha Eller	3901 NE 4TH ST STE 105	Renton	WA	98056	1487096442	UW Valley Medical - Highlands

Samantha Garside					1235689944	Tumwater Family Practice
Samantha Lacanlale	1620 Cooper Point Rd SW	Olympia	WA	98502	1528417052	Providence West Olympia Family Medcine
Samantha Newbould	11603 State Ave Ste G	Marysville	WA	98271	1790763282	Providence Health&Services
Samantha Ritchie	3703 Ensign Road Northeast Suite 10-A	Olympia	WA	98506	1588632004	Vantage Physicians
Samantha Todd	9911 North Nevada Street Suite 200	Spokane	WA	99218	1366843088	Providence Family Medicine - Northpointe
Samaya Pateras	4815 N Assembly Street	Spokane	WA	99205	1033191903	Mann-Grandstaff VA Medical Center
Samborn Hoey	1215 120TH AVE NE SUITE 201	Bellevue	WA	98005	1245476506	
Sameer Khatri	9040 Fitzsimmons Dr	Joint Base Lewis	WA	98431	1104834159	Madigan Army Medical Center
Samira Bahrainy	1660 South Columbian Way	Seattle	WA	98108	1447446901	
Samira Farah	24920 104th Ave SE	Kent	WA	98030	1578900213	Valley Medical Center - Kent Clinic - Primary
Samuel Dunn	1660 S. Columbian Way	Seattle	WA	98108	1689038416	VA Puget Sound Health Care System
Samuel Engemann	600 E Main Street	Elma	WA	98541	1922413715	Summit Pacific Healthcare Clinic
Samuel Landrum	1660 S Columbian Way	Seattle		98108		
Samuel Slonim	34616 11th Place S. Suite 5	Federal Way	WA	98003	1881699437	Sam Slonim MD
Samwel Mbua	16110 8th Avenue SW Suite A-2	Burien	WA	98166	1821607300	
Sandra Broeren	7424 Bridgeport Way West Suite 201	Lakewood	WA	98499	1285674499	Pac Med-Lakewood
Sandra Canaday	4905 108th St SW	Lakewood	WA	98499	1114236783	Adult Medicine Associates
Sandra Lohstroh	335 Una Ave	Cathlamet	WA	98612	1770094682	Family Health Center
Sandra Loyer	4800 College St SE	Lacey	WA	98503	1457339319	Providence Immediate Care Lacey
Sandra Shortt	9600 Veterans Drive	Tacoma	WA	98493	1669442877	VA Puget Sound Health Care System
Sandra Werner	134 188th St S	Spanaway	WA	98387	1639279656	Community Health Care - Spanaway Clinic
Sandy Chiang	3901 Hoyt Ave	Everett	WA	98201	1255747697	The Everett Clinic
Sandy Ma	12917 Se 38th St Ste 100	Bellevue	WA	98006	1023156411	Swedish Factoria Primary Care
Sang Cho	17410 Hwy 99 Suite 150	Lynnwood	WA	98037	1720286495	Lynnwood Chiropractic & Injury Center
Sanjana Rao	1202 Martin Luther King Jr Way	Tacoma	WA	98405	1811411929	Community Health Care
Sanjit Dutta	546 N Jefferson lane suite 100	Spokane	WA	99201	1881610038	Providence Internal Medicine - Fifth Avenue
Sara Baird	720 SW WASHINGTON ST STE 340	Portland		97205	1417148412	
Sara Brady	610 S Meridian	Puyallup	WA	98371	1063995314	Trinity Family Health
Sara Fleming	2101 E Yesler Way Ste 210	Seattle	WA	98122	1245224609	Country Doctor CHC-Carolyn Downs Family I
Sara Harvison	202 Cullens St NW	Yelm	WA	98597	1750669081	Sea Mar Community Health Center
Sara Holt-Knox	Po Box 279	Hoodspport	WA	98548	1306002639	Mason General Hoodspport Family Clinic
Sara Jackson	325 9TH AVE	Seattle	WA	98104	1538106273	UW Medicine-Harborview Adult Medicine Clir
Sara Nelson	16315 NE 87Th St Suite B6	Redmond	WA	98052	1699700658	Health Point: Stodola Karen K
Sara Oven	7520 Totem Beach Rd	Tulalip	WA	98271	1487618740	
Sara Pournia	PO BOX 5127	Everett	WA	98206	1326499575	
Sara Rahman	7205 265TH ST NW	Stanwood	WA	98292	1174556872	
Sara Sheaffer	PO BOX 157	Deming	WA	98244	1235168006	NOOKSACK COMMUNITY CLINIC
Sara Thompson	403 East Meeker Street Suite 200	Kent		98030	1699835405	
Sara Wagner	2209 East 32nd Street	Tacoma	WA	98404	1275927899	Puyallup Tribal Health Authority
Sarah (Sally) Thunselle	401 2nd St	Snohomish	WA	98290	1801205711	Snohomish Family Medicine - The Everett Cli
Sarah Briscoe	725 North Stanley Suite D	Medical Lake	WA	99022	1588077036	
Sarah Ching	6002 N Lidgerwood	Spokane	WA	99208	1285012674	
Sarah Crow	104 W 5th Ave Ste 200W	Spokane	WA	99204	1548556889	Providence Family Medicine North Spokane
Sarah Emmett	100 Cedar Cresr Dr	Winlock	WA	98596	1700410214	
Sarah Evans	7530 204th St Ne	Arlington	WA	98223	1306801311	Skagit Regional Clinic Family Medicine
Sarah Fenn	1802 S Union Ave	Tacoma	WA	98405	1609284819	Northwest Family & Spinal Clinic
Sarah Garey	1202 MARTIN LUTHER KING JR WAY	Tacoma	WA	98405	1952798159	Community Health Care Program
Sarah Goble	12911-120th Avenue NE Suite H-210	Kirkland	WA	98034	1427300565	ProOrtho Kirkland
Sarah Haastrup	209 Martin Luther King Jr Way	Tacoma	WA	98405	1629280482	
Sarah Halter	13231 Se 36th St Ste 110	Bellevue	WA	98006	1811251192	UW Neighborhood Clinic Factoria Family Mec
Sarah Hampton	1322 3rd Street Southeast Suite 24	Puyallup	WA	98372	1144719097	MultiCare East Pierce Family Medicine

Sarah Hartzell	1090 W PARK PL	Coeur D Alene	ID	83814	1407049356	HERITAGE HEALTH
Sarah Hess	9911 N Nevada #200	Spokane	WA	99218	1588951248	Providence Family Medicine Northpointe
Sarah Hillebrand	3915 Talbot Rd Ste 401	Renton	WA	98055	1740646389	UW Medicine
Sarah King	400 E 5th Ave	Spokane	WA	99202	1417022799	Rockwood Main Clinic - Internal Medicine
Sarah Kinnard	2555 Marvin Rd Ne	Lacey	WA	98516	1114389962	Providence Health Services
Sarah Landrum	117 Ramsey Way	Toledo	WA	98591	1033317920	Valley View Health Center-Winlock
Sarah Llanque	15812 E Indiana Suite 101	Spokane Valley	WA	99216	1922524933	CHAS
Sarah Lux	525 Lilly road NE Suite 250	Olympia	WA	98506	1912069527	Providence Olympia Primary Care
Sarah Mabini	8815 S Tacoma Way Suite 115	Lakewood	WA	98499	1548505977	ConcertoHealth Lakewood
Sarah Magnuson Whyte	1620 OLYMPIC HWY N	Shelton	WA	98584	1326271339	Mental Health Professionals LLC
Sarah Maitre	17910 Talbot Road South	Renton	WA	98055	1275796641	
Sarah Mcleroy	9040 Jackson Avenue	Tacoma	WA	98431	1861939837	Madigan Army Medical Center
Sarah Memon	6203 Agency Loop Rd	Wellpinit	WA	99040	1396853016	David Wynacooop Memorial Clinic
Sarah Newton	624 E Front Ave	Spokane	WA	99202	1033506308	Providence Internal Medicine
Sarah Noonan	1660 S Columbian Way	Seattle	WA	98108	1871843680	VA Puget Sound Health Care System
Sarah Page	9600 Veterans Drive	Tacoma	WA	98493	1326185380	VA Puget Sound Health Care System
Sarah Perrin	2420 S Union Ave. Suite 300	Tacoma	WA	98405	1952835423	Multicare
Sarah Phillips	5601 S Orchard St	Lakewood	WA	98409	1194377705	
Sarah Roskam	1355 N 205th St	Shoreline	WA	98133	1962587782	UW Medicine
Sarah Ulrich	1802 S Union Ave Ste 200	Tacoma	WA	98405	1609284819	Northwest Family & Spinal Clinic
Sarah Vanston	6020 335th Ave SW	Seattle	WA	98126		
Sarah White	1812 South J Street STE 102	Tacoma	WA	98405	1215356845	
Sarah Wilhelm	64 E Front Ave	Spokane	WA	99202	1265450324	Spokane Peaching Health Clinic
Saravanasundaram Lakshmi	16110 8TH AVE SW STE A2	Burien	WA	98166	1255860979	
Sarinda Kongkachen	8910 Vernon Rd	Lake Stevens	WA	98258	1942593587	Lake Stevens Family Medicine
Sasha Jensen	1660 South Columbian Way	Seattle	WA	98108	1518509520	
Sathya Vemuri	2060 W 24th St	Yuma	AZ	85364	1407889017	Sunset Community Health Center
Savahn Rosinbum	1212 4th Ave E	Olympia	WA	98506	1528407079	Whole Health Naturopathy
Sayed Khademi	12800 BOTHELL EVERETT HWY SUITE 180	Everett	WA	98208	1407271547	Providence Internal Medicine Marysville
Scot Mohr	315 Martin Luther King Jr. Way 3rd floor Ph	Tacoma	WA	98405	1710081351	MultiCare Orthopedics & Sports Medicine
Scott Adams	3901 Capital Mall Dr Suite A	Olympia	WA	98502	1558642066	Westside Medical Center
Scott Agee	1112 6th Ave Ste 301	Tacoma	WA	98405	1154700938	Multicare
Scott Balson	4545 Point Fosdick Drive NW Ste 250	Gig Harbor	WA	98335	1346570728	Multicare
Scott Chaffin	10030 SW 210th St	Vashon	WA	98070	1205891637	Neighborcare Health at Vashon
Scott Clemons	616 6th St	Bremerton	WA	98337	1053823047	Peninsula Community Health Services
Scott Fetty	3823 172ND ST NE	Arlington	WA	98223	1649405226	Skagit Regional Clinics - Smokey Point
Scott Fleshman	4423 Point Fosdick Dr Suite 306	Gig Harbor	WA	98335	1295163483	Rainier Family Medicine
Scott Grogan	9040 Fitzsimmons Dr Tacoma	Tacoma	WA	98431	1588706568	Madigan Army Medical Center
Scott Grosse	801 W 5th Ave Ste 518	Spokane	WA	99204	1316978281	MultiCare Rockwood Physiatry Center
Scott Hagan	1660 S. Columbian Way	Seattle	WA	98108	1417290578	VA Puget Sound Health Care System
Scott Hansen	16 Roy Street	Seattle	WA	98109	1962896415	Emerald City Medical Arts
Scott Havsy	3716 PACIFIC AVE SUITE E	Tacoma	WA	98418	1295812501	Living & Wellness Centers
Scott Hunt	9600 Veterans Drive	Tacoma	WA	98493	1538277124	
Scott Jackson	16528 E Desmet Ct Ste B2200	Spokane Valley	WA	99216	1700878667	Providence Health Services
Scott McIntyre	Northgate Plaza 9709 3rd Ave NE	Seattle	WA	98115	1285662494	
Scott Oh	1329 N UNIVERSITY DR STE E5	Nacogdoches	TX	75961	1861541211	ESTRELLA MOUNTAIN MEDICAL GROUP INC
Scott Tarleton	9600 Veterans Drive	Tacoma	WA	98493	1609960244	VA Puget Sound Health Care System
Scott Tetz	624 E Front Ave	Spokane	WA	99202	1437529773	Providence Internal Medicine
Scott Weber	14841 179th Ave Se Ste 210	Monroe	WA	98272	1083600209	Evergreen Health
Sean Cherry	Sea Mar Community Health Center 515 w n	Elma	WA	98541	1104074533	
Sean Garman	4815 N Assembly Street	Spokane		99205	1295723690	Spokane VA Medical Center

Sean Lasalle	105 W 8th Avenue Suite 6080	Spokane	WA	99204	1790715126	Arthritis Northwest PLLC
Sean Meyer	740 Mckinley Ave	Kellogg	ID	83837	1750799938	Heritage Mountain Health Services
Sean Michael Sapunar	326 UNION AVE NE STE 7	Renton	WA	98059	1003986241	
Sean Pearson	2690 NE Kresky Ave	Chehalis	WA	98532	1336541804	Valley View Health Center
Sean Stout	10004 204th Ave E	Bonney Lake	WA	98391	1316925498	Sound Family Medicine
Seayong Kang	9040 A Jackson Ave	Tacoma	WA	98431	1881705119	Madigan Army Medical Center
Seema Diddee	1455 11th Ave NW	Issaquah		98027	1144359209	UWMC
Seema Rai	27500 168th Place SE	Covington	WA	98042	1891956991	Valley Medical Center Covington
Seethu Abraham	37624 SE Fury St	Snoqualmie	WA	98065	1821570458	
Sejal Graber	3501 Shelby Road Suite B	Lynnwood	WA	98087	1043538440	WWMG Family Medicine Lake Serene
Sejung Hong	3901 Hoyt Ave	Everett	WA	98201	1255781167	
Selena Ross	9631 N Nevada Ste 205	Spokane	WA	99218	1215358841	Spokane Family Medicine
Selena Sideras	1202 Martin Luther King Jr Way	Tacoma	WA	98405	1356733463	Community Health Care
Serban Ionescu	725 N Stanley St # D	Medical Lake	WA	99022	1992771406	MultiCare Rockwood Medical Lake Clinic
Serena Johnson	1959 NE PACIFIC ST RM BB-527	Seattle		98195	1972998029	
Serena Lam	1200 12th Avenue S	Seattle	WA	98144	1447526488	
Serena Shung	200 S 2nd St	Renton	WA	98057	1740634245	
Sergey Kuhkotsky	1019 122th Street SW	Everett		98204	1972782514	Community Health Center - Snohomish Coun
Seth Began	1355 N 205th St	Shoreline	WA	98133	1245206200	UW Medicine
Seth Stankus	1608 South J St	Tacoma	WA	98405	1285791079	Franciscan Neurology Associates
Seunghyun Lee	916 Pacific Avenue Suite 210	Everett	WA	98201	1356435184	
Seyed Hejazi	3823-172nd St NE Cascade Skagit Health /	Arlington		98223	1770502841	
Seyedali Hejazi	1990 Hospital Drive Suite 100	Sedro Woolley	WA	98284	1215357058	
Seyede Razavi	10330 Meridian Ave N #230	Seattle	WA	98133	1225569486	
Shafeen Rahman	2620 Wheaton Way	Bremerton		98310	1902149966	
Shagufta Jabeen	26401 Pacific Highway S Ste 101	Des Moines	WA	98198	1649570631	Healthpoint Midway
Shahrooz Zandnia	144 169TH ST S STE A	Spanaway	WA	98387	1699030635	Franciscan Medical Clinic - Spanaway
Shaifali Sharma	8301 161st Ave NE Suite 103	Redmond	WA	98052	1851670327	Health Point Renton
Shailaja Reddy	601 South Carr Rd Suite 100	Renton	WA	98055	1598853426	Pacific Medical Center - Renton
Shalini Nair	601 South Carr Road Suite 100	Renton	WA	98055	1134304223	Renton Internal Medicine
Shalini Ravi-Kumar	202 N Division Plaza Two Suite 301	Auburn	WA	98001	1164699922	MultiCare
Shamika Brooks	220 Unity St	Bellingham	WA	98225	1639564172	Unity Care NW
Shamsa Mawjee	4545 POINT FOSDICK DR NW	Gig Harbor		98335	1124171756	
Shana Charles	1408 State Ave NE	Olympia	WA	98506	1437179546	Rainier Family Practice
Shana Colt	105 W 8th Ave SUite 200	Spokane	WA	99204	1760804785	Providence Health Services
Shane Son	404 Black Hill Lane SW	Olympia	WA	98502	1225180698	Shane R Son PLLC
Shane Thomas	1112 S Cushman Ave	Tacoma	WA	98405	1407134034	
Shannon Boustead	4455 Cordata Parkway	Bellingham	WA	98226	1881883593	
Shannon Brodersen	16528 E Desmet Ct Ste B3100	Spokane Valley	WA	99216	1396938916	Providence Valley Family Physicians
Shannon Duffy	2902 NE 12th St Suite 102	Renton	WA	98056	1215454574	HealthPoint
Shannon Dun	624 E Front Ave	Spokane	WA	99202	1851953533	Providence Family Medicine
Shannon Kropp	3901 NE 4th St	Renton	WA	98056	1992756860	UW Valley Medical - Highlands
Shannon Latta	4420 76th St NE	Marysville	WA	98270	1194956672	
Shannon Markegard	24080 SE KENT KANGLEY RD	Maple Valley	WA	98038	1124067087	Multicare Clinic- Maple Valley
Shannon Marsh	176 1st Ave N	Ilwaco	WA	98624	1114339389	Ilwaco Medical Clinic Primary Care
Shannon Neer	504 N 40th Ave	Yakima	WA	98908	1104840180	Family medicine of Yakima
Shannon Pendleton	3021 Griffin Ave	Enumclaw		98022	1265866313	
Shannon Pinkston	9040 Fitzsimmons Dr	Tacoma	WA	98431	1841390077	Madigan Army Medical Center
Shannon Porter	8910 Vernon Rd	Lake Stevens	WA	98258	1356894422	The Everett Clinic
Shannon Rice	202 N Division Ste 405 Plaza Two	Auburn	WA	98001	1932418563	Multicare
Shannon Thom	3823-172ND ST NE CASCADE SKAGIT HE	Arlington		98223	1316175037	

Shannon Urban	315 S MLK Jr	Tacoma	WA	98405	1013420124	
Shannon Wood	9040 Fitzsimmons Dr	Tacoma	WA	98431	1164860144	Madigan Army Medical Center
Shannon Zawilski	16515 Meridian E Ste 104A	Puyallup	WA	98375	1134694615	MultiCare South Hill Clinic
Sharon Chang	690 BARNES BLVD	Lewis Mcchord	WA	98438	1699196865	McChord Medical Clinic
Sharon Falzgraf	9600 Veterans Drive	Tacoma	WA	98493	1124087093	VA Puget Sound Health Care System
Sharon Gill	1660 S Columbian Way	Seattle	WA	98108	1306956834	VA Puget Sound Healthcare Systems
Sharon Healy	3010 S SOUTHEAST BLVD Suite A	Spokane	WA	99223	1740403377	Columbia Medical Associates-South Hill
Sharon Hento	2209 N PEARL ST STE 100	Tacoma	WA	98406	1811961972	Multicare - West Tacoma
Sharon Junge	220 Unity St	Bellingham	WA	98225	1518069897	Unity Care NW
Sharon Miller-Calapp	118 Washington Ave N	Eatonville	WA	98328	1518398072	Multicare Eatonville Clinic
Sharon Zell	4401 Bridgeport Way W	University Place	WA	98466	1336683796	University Place Medical Clinic
Shaun Peterson	1414 N Houk #208	Spokane Valley		99216	1861472656	
Shauna Applin	1202 Mlk Jr Way	Tacoma	WA	98405	1922167261	Community Healthcare
Shawn Andrews	575 E Main St. Building 2	Elma	WA	98541	1194834267	Summit Pacific Medical Center
Shawn Baxter	1215 North Mcdonald Rd Suite 1010	Spokane Valley	WA	99216	1174884688	Veradale Medical Center
Shawn Jensen	12707 120th Ave Ne Ste 203	Kirkland	WA	98034	1528397569	
Shawn Myers	3915 Talbot Rd S STE 401	Renton	WA	98055	1972917995	Valley Family Medicine Clinic
Shawna Okamoto	26401 Pacific Highway S Ste 101	Des Moines	WA	98198	1215468749	
Shawna Purcell					1861683799	Capital Diabetes and Weightloss Center
Shawnti Rockwell	126 Auburn Avenue Suite 300	Auburn	WA	98002	1518369230	
Shay Martinez	1210 SW 136th St.	Burien	WA	98166	1568571362	Public Health Primary Care at Navos
Shayne Blevins	6203 Agency Loop Rd	Wellpinit	WA	99040	1538305057	David C Wynecoop Memorial Clinic
Shea Welsh	126 Auburn Ave 300	Auburn	WA	98002	1134483233	Healthpoint Auburn
Shean Askia Davis	151 NE Hampe Way Ste B2-6	Chehalis	WA	98532	1871708792	VA Puget Sound Health Care System
Sheena Burton	4815 N. Assembly Street	Spokane	WA	99205	1992957740	
Sheena Moore	915 Emma Ave	Coeur D Alene	ID	83814	1770029068	VA North Idaho CBOC
Sheida Aalami	9600 Veterans Drive	Tacoma	WA	98493	1730573296	
Sheila Kennedy					1083618409	
Sheila Smitherman	615 Lilly Rd NE Ste 220	Olympia	WA	98506	1417123779	
Sheila Spears	300 Ocean Ave	Raymond	WA	98577	1447711833	
Shelby Lidstrom	16708 Bothell Everette Highway Ste	Mill Creek	WA	98012	1154722155	Providence Health Services
Shelby Rush	CHAS NORTH COUNTY 401 S Main Ave	Deer Park	WA	99006	1144290586	
Shelia Spears	Valley View Medical	Raymond	WA	98577		
Shelley Bloom	4815 N. Assembly Street	Spokane	WA	99205	1255680393	
Shelly Dueber	801 N Montesano St	Westport	WA	98595	1982786968	Beach Clinic
Shelly Khurana	19116 33rd Ave W	Lynnwood	WA	98036	1710098785	Virginia Mason
Shelly Quinton	1210 W Fairview St.	Colfax		99111	1871539759	Whitman Medical Group
Shenika Ollivierre	11311 Bridgeport Way SW Ste 309	Lakewood	WA	98499	1053807495	Franciscan Pain Management Clinic
Shenilla Solomon	1660 South Columbian Way	Seattle	WA	98108	1245690288	
Sheree Harvey	3030 Limited Lane NW	Olympia	WA	98502	1023531134	Sea Mar Lacey Medical Clinic
Sheree Sharpe	1202 Martin Luther King Jr Way	Tacoma	WA	98405	1053799965	Community Health Care
Sheri Peterson-Buckley	24920 104th Ave SE	Kent	WA	98030	1023056249	Valley Medical Center - Kent Clinic - Primary
Sherman Wu	24920 104th Ave Se	Kent	WA	98030	1144603044	Valley Medical Center
Sherry Ainsworth	103 E Broadway Ave	Montesano	WA	98563	1720631260	Hometown Family Health
Sherry Ann Balauag	10414 Beardslee Blvd	Bothell	WA	98011	1790127611	Healthpoint Bothell
Sherry Franks	826 Alder St	South Bend	WA	98586	1780712174	
Sherry Wu	400 E 5th	Spokane		99202		
Sheryl Denton	1112 S Cusman Avenue	Tacoma	WA	98405	1336517275	SeaMar
Sheryl Dreyer	4201 Rucker Ave	Everett	WA	98203	1144298043	CHCSC
Shilpa Jog	3901 Hoyt Avenue	Everett	WA	98201	1154516268	
Shilpa Kataria	219 STATE AVE N STE 220	Kent	WA	98030	1487126173	

Shirley Wagoner	518 E Clay Ave	Chewelah	WA	99109	1659479723	
Shivesh Verma	126 Auburn Ave Suite 300	Auburn	WA	98002	1609238708	
Shoshana Aleinikoff	550 16TH AVE STE 100	Seattle	WA	98122	1639439474	Swedish Family Medicine - Cherry Hill
Shreeketa Mehta	27203 216TH AVE SE STE D	Maple Valley	WA	98038	1750589131	UW Lake Sawyer Clinic Primary Care
Shujun Chen	835 E Fairhaven Ave	Burlington	WA	98233	1316397805	
Shweta Baliga	1231 116th Ave NE Ste 400	Bellevue	WA	98004	1649224577	
Si Jung Suh	4420 76th St NE	Marysville	WA	98270	1083134944	The Everett Clinic
Sicong Wang	9040 JACKSON AVE	Tacoma	WA	98431	1881134393	Madigan Army Medical Center
Sidney Shinkawa	9600 Veterans Drive	Tacoma	WA	98493	1689656266	
Sidra Saeed	13020 Meridian Ave S Floor 2	Everett	WA	98208	1275944787	
Sierra Porter	33431 13th Place South	Federal Way		98003	1679827612	HealthPoint
Simi Kohli	1424 Broadway	Everett	WA	98201	1376972711	Community Health Center
Simon Elloway	155 N MARKET BLVD	Chehalis	WA	98532	1811057870	Elloway Simon MD
Simon Katumu	220 15th Ave SE STE C	Puyallup	WA	98372	1245662048	
Simrat Saran	4545 Cordata Suite 2D	Bellingham	WA	98226	1669711685	PeaceHealth
Sjardo Steneker	19901 1st Ave S Ste 409	Normandy Park	WA	98148	1346444296	Marina Medical
Socia Love-Thurman	611 12th Ave S	Seattle	WA	98144	1356787451	
Sofia Kolesnikova	2930 S Meridian Suite 200	Puyallup	WA	98373	1851953855	
Soliman Yaqub	4040 S 188th Street Suite 201	Seatac	WA	98188	1699063016	HealthPoint
Soma Mandal	301 S 320th St	Federal Way	WA	98003	1548654015	Kaiser Permanente
Son Nguyen	7101 martin Luther King Jr Way S.	Seattle	WA	98118	1508927716	Rainier Center Clinic
Sona Bhatti	1455 NW Leary Way Ste 250	Seattle	WA	98107	1225353063	UW Medicine
Sonali Sheth	4040 S188th St #201	Seatac	WA	98188	1275920944	
Sonia Lim	9600 Veterans Drive	Tacoma	WA	98493	1447345954	VA Puget Sound Health Care System
Sonia Reid	15812 E Indiana Ste 101	Spokane Valley	WA	99216	1427535566	CHAS
Sonja Maddox	601 S Carr Rd Ste 100	Renton	WA	98055	1295732113	Pac Med - Renton
Sonja Olson	500 19th Avenue East	Seattle	WA	98112	1629296751	Country Doctor Community Health Centers
Sonya Cottrell	202 N. Division Plaza Two Suite 405	Auburn	WA	98001	1619915261	Sound Family Medicine
Soo Yoon	1519 3rd St SE	Puyallup	WA	98372	1679909733	NeoSpine
Sook Lee	9040 Fitzsimmons Dr	Tacoma	WA	98431	1881664613	Madigan Army Medical Center
Sophia Cheng	3915 Talbot Rd S Ste 104	Renton	WA	98055	1982815676	Valley Family Medicine Clinic
Sophia Malik	2101 E Yesler Way	Seattle	WA	98122	1114344140	
Sophia Tong	151 NE Hampe Way Suite B2	Chehalis	WA	98532	1063647808	
Sophie Hoptowit	1803 W MAXWELL AVE	Spokane	WA	99201	1821159492	The Native Project
Soraya Aragundi	3919 N Maple Street	Spokane	WA	99205	1326104324	CHAS
Spencer Havens	9600 Veterans Dr SW	Tacoma	WA	98493	1902905037	VA Puget Sound Healthcare System
Srinivasa Meka	16515 Meridian Ave E Suite 104-A	Puyallup	WA	98375	1841395050	Multicare South Hill Clinic
Srujana Karlapalem					1770912180	HealthPoint
Stacey Hiles	17900 Talbot Rd S Ste 101	Renton	WA	98055	1922266162	UW Medicine-Maranatha Clinic
Stacey Mainer	3919 N Maple St	Spokane	WA	99205	1710096532	CHAS Health - Maple Street Clinic
Staci Duncan	9103 N Division Street	Spokane	WA	99218	1407245285	Country Homes Nurse Practitioners
Stacie Beck	1202 MARTIN LUTHER KING JR WAY	Tacoma		98405	1235369422	
Stacy Donlon	915 6th Ave Ste 100	Tacoma	WA	98405	1346403383	Multicare
Stacy Hunt	West gate	Tacoma	WA	98406	1619333242	Multicare
Stacy Merrifield	11216 Sunrise Blvd E	Puyallup		98374	1497967103	
Stacy Rush	5011 W Lowell Ste 100	Spokane	WA	99206	1649663063	Providence Medical Group Indian Trail
Stanley Ling	1330 Rockefeller Avenue Suite 210	Everett	WA	98201	1457372294	Providence North Everett Clinic
Stanley Saylor	5921 N Market St	Spokane	WA	99208	1588707582	CHAS Health - Market St Clinic
Stefanie Deeds	9600 Veterans Dr SW	Tacoma	WA	98493	1093057481	VA Puget Sound Healthcare System
Stefanie Walker-Leu	1660 South Columbian Way	Seattle	WA	98108	1699053041	
Stella Tanedo	12800 BOTHELL EVERETT HWY SUITE 180	Everett	WA	98208	1790790582	Providence Internal Medicine Marysville

Stella Thalhamer	525 Lilly Rd Suite 250	Olympia	WA	98506	1366531329	Providence East Olympia Primary Care
Stephanie Benson	16315 NE 87Th St Suite B6	Redmond	WA	98052	1548676752	Health Point: Stodola Karen K
Stephanie Bowdish	120 W Mission Ave	Spokane	WA	99201	1508216045	Spokane Falls Family Clinic
Stephanie Dent	1720 E 67th St #119	Tacoma	WA	98404	1013579416	
Stephanie Emmal	1340 M Street SE SUITE A	Auburn	WA	98002	1841224441	White River Family Health Clinic
Stephanie Gering	2020 E 29TH AVE	Spokane	WA	99203	1568725661	Providence Family Medicine South Hill
Stephanie Ho	9600 Veterans Drive	Tacoma	WA	98493	1679001770	
Stephanie Hodges	8910 Vernon Road	Lake Stevens	WA	98258	1255741419	The Everett Clinic At Lake Stevens
Stephanie Kloth	220 E Rowan Ste 300	Spokane	WA	99207	1073031761	
Stephanie Larson	2026 liggett rd	Fort Lewis	WA	98433	1811087927	
Stephanie Penalver	1806 W LINCOLN AVE	Yakima		98902	1174960173	Central Washington Family Medicine
Stephanie Romine	1611 Kresky Ave Suite 112	Centralia	WA	98531	1942743596	Floyd D Smith MD Internal Medicine PS
Stephanie Rosen	9040 Fitzsimmons Dr	Tacoma	WA	98431	1821457086	Madigan Army Healthcare
Stephanie Skelly	9040 Fitzsimmons Dr	Tacoma	WA	98431	1972000925	Madigan Army Medical Center
Stephanie Stoke	16528 E Desmet Ct Ste 6100 Spokane	Spokane Valley	WA	99216	1285894998	Providence Health Services
Stephanie Thompson	1202 Martin Luther King Jr. Way	Tacoma	WA	98405	1184967119	
Stephany Wims	3124 S 19th St. Suite 240	Tacoma	WA	98405	1083106645	Tacoma Central Internal Medicine
Stephen Cook	1250 Pacific Avenue Suite 110	Tacoma	WA	98402	1427078542	Tacoma Pacific Avenue Clinic
Stephen Drasnin	4550 Fauntleroy Way SW Suite 100	Seattle	WA	98126	1023160223	Sea Mar Seattle Medical Clinic
Stephen Durch	24920 104th Ave SE	Kent	WA	98030	1841228426	Valley Medical Center - Kent Clinic - Primary
Stephen Egge	11019 CANYON RD E STE A	Puyallup	WA	98373	1295731578	MutliCare Summit View Clinic
Stephen Erickson	934 Sheridan St Port	Port Townsend	WA	98368	1932259587	Jefferson Healthcare
Stephen Fischer		0 Renton	WA	0	1083723746	Cascade Family Medical Clinic
Stephen Hennessey	2428 W Reynolds Ave	Centralia	WA	98531	1376544098	Valley View Health Center Centralia
Stephen Hillis	1901 S Cedar St Ste 108	Tacoma	WA	98405	1356314967	Seven Hill Medical Group
Stephen Keck	4815 N. Assembly Street	Spokane	WA	99205	1255568556	Mann-Grandstaff VA Medical Center
Stephen Kramp	4545 Point Fosdick Dr Nw Ste 250	Gig Harbor	WA	98335	1578655163	Multicare
Stephen Lu	219 State ave N	Kent	WA	98308	1437443918	Multicare Clinic-Kent
Stephen Monteith	550 17th Avenue Suite 110	Seattle	WA	98122	1689868119	Swedish Cerebrovascular Center
Stephen Murrey	122 W 7th #420	Spokane		99204		
Stephen Woo	4550 Fauntleroy Way S.W. Suite 100	Seattle	WA	98126	1811256449	Franciscan Medical Clinic - West Seattle
Steve Johns	615 Lilly Rd NE Ste 100 & 120	Olympia	WA	98506	1750685665	Olympia Orthopaedic Associates - Eastside C
Steve Stringfellow	2420 S UNION AVE STE 100	Tacoma	WA	98405	1699795161	Multicare Clinic - Tacoma
Steve Wheeler	1407 116th Ave NE Suite 104	Bellevue	WA	98004	1235344920	Airrosti
Steven Alexander	1610 Grover St Suite D-1	Lynden	WA	98264	1457390007	
Steven Bruce	4815 N ASSEMBLY ST	Spokane	WA	99205		
Steven Burrows	2930 Maple St	Seattle		98124	1588708176	
Steven Dahlberg	4410 106th Street SW	Mukilteo	WA	98275		
Steven Dirmeyer	4815 N. Assembly Street	Spokane	WA	99205	1245426998	
Steven Hansen	400 E 5th Ave 3N	Spokane	WA	99204	1568825321	
Steven Hill	810 Alder Street	South Bend	WA	98586	1104875962	Willapa Harbor Hospital Clinic
Steven Jacobson	401 2ND ST	Snohomish		98290	1326013103	
Steven Klopsch	212 East Central Avenue Suite 440	Spokane	WA	99208	1104213743	Providence Family Medicine - North
Steven Konicek	9040 Jackson Ave.	Tacoma	WA	98431	1548231871	Madigan Army Medical Center
Steven Mcgee	1660 S Columbian Way	Seattle	WA	98108	1144330630	VA Puget Sound Healthcare System
Steven Michael Hill	2080 Child St	Jacksonville	FL	32214	1316367832	
Steven Nordeen	14408 E Sprague Ave	Spokane Valley	WA	99216	1447232939	MultiCare Rockwood Valley Clinic
Steven Pugh	610 S Sherman STE 201	Spokane	WA	99202	1952394272	
Steven Rittenberg	1909 214th St E Ste 110	Bothell	WA	98021	1851455893	EvergreenHealth
Steven Rudnick	4508 Auburn Way N St Crt	Auburn	WA	98002	1689735102	Tacoma Nursing and rehab
Steven Smith	820 Harvey Road Suite	Auburn	WA	98002	1295862191	CHI Franciscan Health

Steven Standaert		0	Renton	WA	0	1750455317	PMG SW WA Olympia Infectious Diseas
Steven Whealon	403 East Meeker Street Suite 200		Kent	WA	98030	1295099653	HealthPoint
Stuart Austin	3223 1st Ave S		Seattle	WA	98134	1407997588	
Stuart Weinstein	PO BOX 50095		Seattle	WA	98145	1184703845	
Su Tin	34503 9th Ave S Ste 100		Federal Way	WA	98003	1639690563	
Sue Ann Mulvihill	322 W North River Dr Ste 2B		Spokane		99201		
Sue Poon	425 502 3000		Bellevue	WA	98004	1528561115	BELLEVUE MEDICAL CENTER
Sui Twe	24604 104th Ave SE Suite #201		Kent	WA	98030	1437215472	Kent Family Practice Medical Clinic
Sumam Abraham	275 Bronson Way N.E.		Renton	WA	98056	1003991837	Kaiser Permanente Renton Medical Center
Sundance Rogers	380 Winslow Way E		Bainbridge Islan	WA	98110	1972696912	Virginia Mason
Sundara Samavedi	10416 5th Ave NE		Seattle	WA	98125	1912912767	
Sundy Holland	2690 NE Kresky Ave		Chehalis	WA	98532	1205288776	Valley View Health Center
Sunita Gaba	3124 S 19TH St Ste 240		Tacoma	WA	98405	1508899725	MultiCare Tacoma Central Internal Medicine
Surinder Singh	10217 125th Street Court E		Puyallup	WA	98374	1437115789	Sea Mar Puyallup Medical Services
Susan Ashley	1431 N Liberty Lake Rd		Liberty Lake	WA	99019	1821188640	Liberty Lake Family Medicine
Susan Carmody	7205 265th St NW		Stanwood	WA	98292	1104041383	Stanwood Family Medicine - The Everett Clin
Susan Clabots-Sheets	2517 N Washington		Tacoma	WA	98406	1407254980	Doctors Office
Susan Dennie	3920 Capital Mall Dr SW Ste 200		Olympia	WA	98502	1851629992	Olympia Family and Internal Medicine
Susan Friesen	14402 E Sprague Ave		Spokane	WA	99216	1053363564	Kaiser Permanente Veradale Medical Center
Susan Kranzpiller	6060 Portal Way		Ferndale	WA	98248	1811954829	Unity Care NW-Ferndale
Susan Lehman	16201 E Indiana No 2300		Spokane Valley	WA	99216	1730254863	Opportunity Medical
Susan Marie Graham	3525 Ensign Rd NE Suite B		Olympia	WA	98506	1396768818	UW Neighborhood Olympia Clinic
Susan Mitchell	10024 Se 240th St Ste 201		Kent	WA	98031	1629472477	Family Care of Kent
Susan Murphy	55151 Harry Hines Blvd. 1st floor Suite 104		Dallas	TX	75390	1619076437	UT Southwestern Medical Center
Susan Powell	700 Lily Rd Ne		Olympia	WA	98506	1134271562	Group Health Cooperative
Susan Sanborn	3021 Griffin Ave		Enumclaw	WA	98022	1790790137	Franciscan Medical Clinic - Enumclaw
Susan Small	5904 N DIVISION ST		Spokane	WA	99208	1528150927	
Susan Taylor	9650 15th Ave Sw 100		Seattle	WA	98106	1972980811	Seamar
Susana Escobar	4404 80TH ST NE		Marysville	WA	98270	1891896262	
Suzanna Parle-Pechera	33431 13th Place South		Federal Way	WA	98003	1487883252	HealthPoint
Suzanne Cornwall	450 S Kitsap Blvd Ste 210		Port Orchard	WA	98366	1518925106	Franciscan Medical Clinic - Port Orchard
Suzanne Gisch	12800 Bothell-Everett Highway		Everett	WA	98208	1619407467	Providence Medical Group
Suzanne Laurel	126 Auburn Ave Ste 300		Auburn	WA	98002	1699772434	Healthpoint Auburn
Suzanne Millburn	1202 MLK Jr Way		Tacoma	WA	98405	1861787764	Community Health Care
Suzanne Powell	4201 Rucker Ave		Everett	WA	98203	1285836783	Community Health Center Everett-South Mec
Suzanne Skinner	140 Sw 146th St		Burien	WA	98166	1548260359	Burien Medical Center
Suzanne Yeary	14048 Juanita Dr Ne		Kirkland	WA	98011	1134131667	Inglewood Family Health PLLC
Suzzane Mcconnaughey	9600 Veterans Drive SW		Tacoma	WA	98493	1538142609	VA Medical Center
Svetlana Cox	820 S Mcclellan St Ste 200		Spokane	WA	99204	1467418384	Providence Medical Group - Spokane
Svetlana Vasilkiv	1708 E 44th St		Tacoma	WA	98404	1336423474	
Sybille Smith	11307 Bridgeport way Sw Suite 200		Lakewood	WA	98499	1306864954	Franciscan Medical Clinic - Lakewood
Sydney Lee	126 Auburn Avenue Suite 300		Auburn	WA	98002	1780115014	
Sydni Wright	1812 South J St Suite 102		Tacoma	WA	98405	1568435436	Primary Care Northwest
Syed Mustafa	233 2nd Ave S		Kent	WA	98032	1952620155	Sea Mar Kent Medical Clinic
Syed Saquib Islam	209 Martin Luther King Jr. Way		Tacoma	WA	98405	1487880829	Kaiser Permanente - Tacoma Medical Center
Tad Westdale	1718 E Kessler Blvd		Longview	WA	98632	1639407109	PeaceHealth Medical Group Family Medicine
Tadd Hsie	1740 NW Maple St.		Issaquah	WA	98027	1083895346	UW Neighborhood Issaquah Clinic
Tae Soon Park	2950 Northup Way		Bellevue	WA	98004		
Tae Soon Tae Soon	2950 Northup Way		Bellevue	WA	98004		
Tamar Tamar	4010 STONE WAY N SUITE 300		Seattle	WA	98103	1932479029	
Tamara Atkins	1355 N 205th St		Shoreline	WA	98133	1134335219	UW Medicine Shoreline Clinic

Tamara Bunn	201 Tahoma Blvd Se Suite 102	Yelm	WA	98597	1609829910	Yelm Family Medicine
Tamara Dotson	413 Lilly Road NE	Olympia	WA	98506	1699102871	Providence St. Peter Hospital - Interventional
Tamara Garduno	4815 N. Assembly Street	Spokane	WA	99205	1063440766	
Tamara Grim	2214 E 29th Ave	Spokane	WA	99203	1891787743	Multicare Rockwood Clinic
Tammy Ellingsen	546 N Jefferson Ln Ste 200	Spokane	WA	99201	1275603094	Columbia Medical Associates
Tania Hernandez	17707 W MAIN ST	Monroe	WA	98272	1497918858	Sea Mar Monroe Medical Clinic
Tania Posa	9505 S Steele St	Tacoma	WA	98444	1508160870	Washington Permanente Medical Group
Tanya Bhatia	1424 Broadway	Everett	WA	98201	1194984161	Community Health Center Everett-North Med
Tanya Bryant	6101 200th St SW Suite 208	Lynnwood		98036	1194739987	
Tanya Rizzo	3915 Talbot Road S	Renton	WA	98055	1013085109	Valley Family Medicine Clinic
Tanya Spoon	1100 Wheaton Way F and G	Bremerton	WA	98310	1356427918	The Manette Clinic
Tara Flores	0	Renton	WA	0	1447536685	Inland Neurosurgery and Spine
Tara Hayes	8720 14th Ave S	Seattle	WA	98108	1437669520	SeaMar
Tara Hochwalt	4815 N. Assembly Street	Spokane		99205	1881821023	
Tara Olson	9505 Steele St. S.	Tacoma	WA	98444	1831521863	
Tara Simpson	126 Auburn Ave Ste 300	Auburn	WA	98002	1982033205	HealthPoint
Tara Tschampel	3124 S. 19th St	Tacoma	WA	98405	1669993127	
Taryn Chlebowski	17638 140TH AVE NE	Woodinville		98072	1942372040	
Tasha Marenbach	521 M.L.K. Jr Way	Tacoma	WA	98405	1285926816	
Tatyana Sidor	16850 SE 272nd Street suite 100	Covington	WA	98042	1114378429	Valley Medical Center Rheumatology Clinic
Tatyana Tools	11311 Bridgeport Way SW Suite 309	Lakewood	WA	98499	1073746103	Franciscan Health System
Tavis Taylor	4800 College St Se Suite A	Lacey		98503	1043207020	Pacific Medical Center
Taylor Broughton	905 East D Street	Deer Park	WA	99006	1952758187	Deer Park Family Care Clinic
Taylor Malazdrewicz	14434 Ambaum Blvd SW Suite 5	Burien	WA	98166	1831639848	Sea Mar Burien Medical
Taylor Reed	817 S Perry Ste B	Spokane	WA	99202	1124535042	CHAS
Taylor Swenson	1901 S. Cedar St. Suite 108	Tacoma	WA	98405	1134644990	Seven Hills Medical Group
Terece Hahn	1212 N Pines Rd	Spokane Valley	WA	99206	1336592203	Providence Family Medicine - North Pines
Teresa Colley	1215 N Mcdonald Rd	Spokane Valley	WA	99216	1730687161	Rockwood Internal Medicine
Teresa Ekdahl-johnson	2690 Ne Kresky Ave	Chehalis	WA	98532	1386258697	
Teresa Engblom	220 E Rowan Ave	Spokane	WA	99207		
Teresa Myers	5901 N Lidgerwood St Suite 21 B	Spokane	WA	99208	1013991363	True North Health Services
Teresa Ragan	1551 E Mullan Ave Suite 200-B	Post Falls	ID	83854		
Teresa Wallace	3915 Talbot Rd S Suite 401	Renton	WA	98055	1871509646	UW Medicine
Teri Walker					1073881397	
Terra Grandmason	1620 Cooper Point Road Southwest	Olympia	WA	98502	1235328501	Providence Medical Group West Olympia Fan
Terra Johnson	0	Renton	WA	0	1194261479	Franciscan Medical Clinic - Burien
Terri Dupper Knoper	9600 Veterans Drive	Tacoma	WA	98493	1326294174	
Terri Grosshans	3901 Capital Mall Dr Suite A	Olympia	WA	98502	1790904613	West Medical Center
Terri Markham	0	Renton	WA	0	1023284684	Sea Mar Ocean Shores
Terrill Utt	0	Renton	WA	0	1689689242	All Family Medicine
Terry Wilson	1299 Bishop Rd Unit Main	Chehalis	WA	98532	1073609442	Centralia Specialty Center
Terryl Richardson	TERRYL J RICHARDSON DC 5216 72ND S	Tacoma		98443	1740297597	
Tess Moore	1019 112th St Sw	Everett	WA	98204	1215190517	CHCSC
Teveliet Craig	815 K St	Hoquiam	WA	98550	1366411365	Family Practice Center of Grays?Harbor
Thanavut Jiansakul	9040A Jackson Avenue	Tacoma	WA	98431	1558507665	Madigan Army Medical Center
Thanh Nguyen	5929 Westgate Blvd Suite A	Tacoma	WA	98406		
Thanh Pham	30809 1ST AVE SOUTH	Federal Way	WA	98003	1538198221	Franciscan Medical Clinic-Federal Way
Thanuja Narendra	3901 NE 4th Street Suite 105	Renton	WA	98056	1174559629	Valley Medical Center - Highlands Clinic
Thejana Marasinghe	12800 Bothell Everett Hwy Suite 160	Everett	WA	98208	1184777534	Group Health Everett Med Ctr
Theodore Allen Bridge	32124 1st Avenue S #300	Federal Way	WA	98003	1649375114	
Theodore Naiman	100 NE GILMAN BLVD	Issaquah	WA	98027	1871686139	Virginia Mason-Issaquah Medical Center

Theodore Weatherwax	2209 E 32ND ST	Tacoma	WA	98404	1144882879	
Theresa Caniff	1803 W Maxwell	Spokane	WA	99201	1407210172	The Native Project
Theresa Cirone-Hornick	2555 Marvin Road Northeast	Lacey	WA	98516	1144668112	Providence Hawks Prairie Internal Medicine
Theresa Duggan	3525 Ensign Rd NE Suite B	Olympia	WA	98506	1770950669	UW Neighborhood Olympia Clinic
Theresa Platz	12710 Totem lake Blvd	Kirkland	WA	98034	1689627747	Evergreen Health
Theresa Skurnik	12800 BOTHELL EVERETT HWY	Everett		98208	1053402248	
Theresa Wertin	3915 Talbot Rd S	Renton	WA	98055	1124519293	
Therese Stokan	1114 Georgiana St	Port Angeles	WA	98362	1386638815	VA North Olympic Peninsula CBOC
Thi Cam Nguyen	12917 SE 38th St #100	Bellevue	WA	98006	1306920012	
Thomas Balch	38700 SE RIVER ST	Snoqualmie	WA	98065	1306848932	Snoqualmie Valley Clinic
Thomas Boone	PO Box 137	Chewelah	WA	99109	1346325750	Chewelah Associated Physicians
Thomas Carr	1660 South Columbian Way	Seattle	WA	98108	1548271091	
Thomas Cherry	4915 25th Ave NE	Seattle	WA	98105		
Thomas Cooke	4254 Jackson Hwy	Chehalis	WA	98532	1255427902	Mary's Corner Medical Clinic
Thomas Cummings	134 188th Street South	Spanaway	WA	98387	1841450699	
Thomas Curtis	1100 9TH AVE	Seattle	WA	98101	1265466536	
Thomas Dawson	14048 Juanita Dr Ne	Kirkland	WA	98034	1366450744	Inglewood Family Health PLLC
Thomas Duncan	1217 Cooper Point Road SW Suite 2	Olympia	WA	98502	1639113327	Duncan Family Medicine
Thomas Frazer	1901 S Union Ave Suite B-7005	Tacoma	WA	98405	1457461188	Multicare Allenmore Family Medicine
Thomas Freeman	1212 N Pines Rd	Spokane Valley	WA	99206	1265981450	Providence Family Medicine - North Pines
Thomas Greene	11800 NE 128Th St Suite 560	Kirkland	WA	98034	1609935576	Totem Lake Family Medicine
Thomas Hafford	4112 Harbour Pointe Blvd Sw Ste 100	Mukilteo	WA	98275	1912008913	Providence
Thomas Hansen	450 S Kitsap Blvd Suite 200	Port Orchard		98366	1710030952	
Thomas Hawn	325 9th Ave	Seattle	WA	98104	1205912920	UW Medicine-Harborview Adult Medicine Clir
Thomas Hecht	410 Providence Lane NE Building 2	Olympia	WA	98506	1609966118	Providence Olympia Physical Medicine
Thomas Helpenstell					1376612002	
Thomas Ing	923 Auburn Way N	Auburn	WA	98002	1184070393	HealthPoint - Auburn
Thomas Mccowan	923 Auburn Way N	Auburn	WA	98002	1043771942	HealthPoint
Thomas Miller	3602 Matlock Rd Suite 200	Arlington	TX	76015	1003819798	
Thomas Prenger	13102 E Mission Ave	Spokane Valley	WA	99216	1558368571	Spokane Valley Family Medicine
Thomas Schleichert	11311 Bridgeport Way SW Suite 309	Lakewood	WA	98499	1457765232	
Thomas Scott	1629 North 45th Street	Seattle	WA	98103	1366552655	Neighborcare Health
Thomas Smith	5414 Barnes Ave NW Ste 1	Seattle	WA	98107	1023001880	Thomas J Smith MD
Thomas Stonecipher	1717 13TH ST SUITE 401	Everett	WA	98201	1235235490	
Thomas Thorn	821 E Broadway Ave Ste 1	Moses Lake	WA	98837	1942248109	
Thomas Tocher	1424 Broadway	Everett	WA	98201	1568571289	Community Health Center
Thomas Wixted	9927 Mickelberry Rd Ste 121	Silverdale	WA	98383	1841343514	
Thuy Do	611 12th Ave S	Seattle	WA	98144	1124336797	
Thuy Do	800 5th Ave P100	Seattle	WA	98104	1376506196	Swedish Medical Center
Thuy Pham	521 2nd Place North Suite 11-103	Kent	WA	98032	1093829632	UW Medicine
Thuy-Tien Le	2420 S Union Ave Ste 300	Tacoma	WA	98405	1023015641	MultiCare Tacoma Central Primary Care
Tierney Burkhardt	4545 Pt Fosdick Dr Nw #250	Gig Harbor		98335	1134577521	Multicare
Tiffanie Swenson	1322 3rd St Se Ste 240	Puyallup	WA	98372	1801317284	Multicare East Pierce Family Medicine
Tiffany Hanf	1812 N Wall St	Spokane	WA	99205	1336358761	North Central Care and Rehabilitation
Tiffany Ludka-Gaulke	9911 N Nevada #200	Spokane	WA	99218	1518115393	Providence Family Medicine Northpointe
Tim Burner	17638 140th Ave NE	Woodinville	WA	98072	1861572844	UW Medicine Clinic-Woodinville
Timothy Asher	3915 Talbot Rd S STE 401	Renton	WA	98055	1366823742	Valley Family Medicine Clinic
Timothy Cleary	3710 SW US Veterans Hopsital Rd	Portland	OR	97239	1215933411	
Timothy Dawson	1660 S. Columbian Way	Seattle	WA	98108	1194757443	VA Puget Sound Health Care System
Timothy Holmstrom	105 W 8th #6080	Spokane	WA	99204	1346326204	Arthritis Northwest Rheumatology
Timothy Johnson	515 Minor Ave Ste 300	Seattle	WA	98104	1629058789	Swedish

Timothy Lipski	1620 Cooper Point Rd Sw	Olympia	WA	98502	1093726499	Providence Health Services
Timothy Mcnamara	930 N Broadway Fl 1 Flr 1	Everett	WA	98201	1003870023	Providence Medical Group
Timothy Panzer	521 Martin Luther King Jr Way	Tacoma	WA	98405	1073520284	MultiCare Tacoma Family Medicine
Timothy Powers	601 West 5th Ave Ste 400	Spokane	WA	99204	1669424370	Northwest Orthopaedic Specialist
Timothy Ritchey	14402 E Sprague Ave	Spokane	WA	99216	1174668248	Kaiser Permanente Veradale Medical Center
Timothy Scholes	700 LILLY RD NE	Olympia	WA	98506	1497812358	
Timothy Symonds	10452 SILVERDALE WAY NW	Silverdale		98383	1871645960	
Timothy Timmons	PO BOX 34703	Seattle	WA	98124	1053468249	
Timothy Troeh	1921 SUMNER AVENUE	Aberdeen	WA	98520	1326046400	Coastal Internal Medicine
Timothy Wei	675 Ygnacio Valley Rd #A102	Walnut Creek	CA	94596	1093762825	East Bay Neurology
Timothy Whiteley	2930 Maple Street	Everett	WA	98201	1417099201	Kaiser Permanente Everett Medical Center
Tina Neogi	4915 25th Ave Ne 300 W	Seattle	WA	98105	1336399419	UW Medicine
Tobi Thaller	826 Alder St	South Bend	WA	98586	1215355185	Pacific Family Health Center
Todd Chambers	1112 6th Ave Ste 301	Tacoma	WA	98405	1093735102	MultiCare Family Medicine Center
Todd Chappell	1608 S. J St. 4th Floor	Tacoma	WA	98405	1548675192	Franciscan Foot & Ankle Associates at St. Jo
Todd Curtis	27500 168th PL SE	Covington	WA	98042	1972891174	UW Medicine - Covington Clinic South
Todd Gottschalk	9001 N Country Homes Blvd	Spokane	WA	99218	1457456873	Multicare Rockwood North Clinic
Todd Smith	203 N Washington St Ste 300	Spokane	WA	99201	1801869664	CHAS Administration Office
Todd Willcox	5005 Main Street Suite 125	Tacoma	WA	98407	1417931007	Franciscan Plastic Surgery Associates
Tom Chin	6016 NE BOTHELL WAY STE G	Kenmore	WA	98028	1477553394	Lakeview Family Wellness
Tom Koeske	19 N 7TH ST	Cheney	WA	99004	1952393639	MultiCare Rockwood Cheney Clinic
Tom Summe	7614 195th St SW	Edmonds	WA	98026		
Tomoko Sairenji	1355 N 205 St	Shoreline	WA	98133	1083935803	UW Neighborhood Clinics
Tong Li	9600 Veterans Dr SW	Tacoma	WA	98493	1245406677	VA Puget Sound Healthcare System
Toni Hill	1660 South Columbian Way	Seattle	WA	98108	1801196191	
Toni Long	45280 Seeley Dr	La Quinta	CA	92253	1427066356	
Tonjia Jones	9 E 1st Ave STE 4	Selah	WA	98942	1790985869	Selah Medical Center
Tony Chen	1660 S. Columbian Way	Seattle	WA	98108	1245684497	VA Puget Sound Health Care System
Tony Lu	9600 Veterans Dr SW	Tacoma	WA	98493	1396719183	VA Puget Sound Healthcare System
Tony Pham	939 Mountain View Drive Suite 100	Shelton	WA	98584	1881661775	Mason General Hospital
Tonya Goodson	108 Kindle Rd	Randle	WA	98377	1902213770	Arbor Health
Tonya Harris	3705 S Meridian Avenue Suite B	Puyallup	WA	98373	1003254442	Iora Primary Care - Puyallup
Tor Do	1202 Martin Luther King Jr Way	Tacoma	WA	98405	1417586777	Community Healthcare
Torres Isaura	1112 S Cushman Ave	Tacoma	WA	98405	1710535976	Seamar
Tory Olsen	3915 Talbot Road South Suite 401	Renton	WA	98055	1972537918	Valley Family Medicine Clinic
Trace Julsen	2214 E 29th Ave	Spokane	WA	99203	1962663898	Multicare Rockwood Clinic
Traci Takahashi	1660 South Columbian Way	Seattle		98108	1891806717	VA Puget Sound Health Care - Seattle Divisi
Tracy Brady	11019 Canyon Rd E Ste A	Puyallup	WA	98373	1528210838	
Tracy Lind	4815 N Assembly St	Spokane	WA	99205	1457343287	Mann-Grandstaff VA Medical Center
Tracy Schwartzman	1326 N STANFORD LN	Liberty Lake	WA	99019	1982163879	MultiCare Rockwood Libery Lake Clinic
Tracy Tran	720 8th Ave S	Seattle	WA	98104	1992813448	International District Medical & Dental Clinic
Travis Dalton	27203 216th Ave SE Ste D	Maple Valley	WA	98038	1235394321	UW Lake Sawyer Clinic Primary Care
Travis Hughes	624 E Front st	Spokane	WA	99202	1851889166	
Travis Hunt	13221 E 32nd Ave Ste 1	Spokane Valley	WA	99216	1215261631	Multicare Rockwood South Valley Clinic
Travis Podbilski	1202 Martin Luther King Jr Way	Tacoma	WA	98405	1730538042	Community Health Care
Trent Shino	546 N JEFFERSON LN SUITE 200	Spokane	WA	99201	1801182142	Kaiser Permanente
Trent Tredway	901 Boren Ave Ste 600	Seattle	WA	98104	1013074558	Tredway Spine
Trenton Sensiba	1415 E Kincaid St	Mount Vernon	WA	98274	1346595774	Skagit Regional Clinics - Family?
Tresa Mcgranahan	1959 NE Pacific St	Seattle	WA	98195	1639519010	
Trevor Dennie	1003 South 5th St.	Tacoma	WA	98405	1710030333	MultiCare Regional Cancer Center - Tacoma
Trevor Kwan	1701 N 13th St Mail Stop #1	Shelton	WA	98584	1184144768	Mason Clinic - Primary Care

Trevor Romo	3915 Talbot Rd S	Renton	WA	98055	1710458559	UW Medicine
Tricia Earhart	605 E HOLLAND AVE STE 200	Spokane	WA	99218	1780605972	Multicare Rockwood Northpointe Speacialty C
Trina Davis	9800 4th Ave NE	Seattle	WA	98115	1205178837	
Trisha Maxwell	9600 Veterans Drive	Tacoma	WA	98493	1578757282	
Trisha Pollara	7203 129th Ave SE Ste 100	Newcastle	WA	98056		
Trista Newville					1528324712	
Tristyn Richendifer	808 Riverbend Drive	Douglas	WY	82633	1265816466	Thunder Basin Orthopaedics & Sports Medici
Troy Slover	320 South Kitsap Blvd	Port Orchard	WA	98366	1902249063	Peninsula Community Health Services
Trudy Woudstra	700 Lilly Road NE	Olympia	WA	98506	1124550165	Kaiser Permanente Olympia Medical Center
Tui Lauilefue	3920 Capital Mall Drive SW Suite 200	Olympia	WA	98502	1003176207	Olympia Family and Internal Medicine
Tuvien Le	5708 E Lake Sammamish Pkwy SE Suite 10	Kent	WA	98089	1518270818	
Tuyen Nguyen	9710 State Avenue	Marysville	WA	98270	1255545786	
Tuyen Nhan	1202 Martin Luther King Jr Way	Tacoma	WA	98405	1275927832	Community Health Care
Tuyet Hoang	16045 1st Ave S	Burien	WA	98148	1528313129	Franciscan Medical Clinic - Burien
Tye Powers	9245 Rainier Ave S	Seattle	WA	98118	1679838627	Neighborcare Health at Rainier Beach
Tyler Baker	2020 E 29TH AVE	Spokane	WA	99203	1972764074	Providence Family Medicine South Hill
Tyler Free	1600 116TH AVE NE SUITE 102	Bellevue	WA	98004	1508943846	Bellevue Family Medicine
Tyler Girdler	1322 3rd Street SE Suite 240	Puyallup	WA	98372	1902330202	MultiCare East Pierce Family Medicine
Tyler Littlefield	4311 11TH AVE NE STE 200	Seattle	WA	98105	1346870615	
Tyler Raymond	9040 Jackson Ave	Tacoma	WA	98431	1952698037	Madigan Army Medical Center
Tyler Rogers	9040 Jackson Avenue	Madigan Hospital	WA	98431		Madigan Army medical Center
Tyler Zaugg	214 SW Main	Wilbur	WA	99185	1578011789	North Basin Medical Clinic - Wilbur
Tynece Buggs	5612 176th St E Ste C101	Puyallup	WA	98375	1861880494	Multicare Frederickson Family Practice
Tyson Vandehey	624 E Front Ave	Spokane	WA	99202	1962856641	Providence Internal Medicine
Ulrich Birlenbach	5920 100th St Sw Suite 32	Lakewood	WA	98499	1922031475	Pierce County Medical Society
Urooj Jaffer	15214 Canyon Rd E	Puyallup	WA	98375	1639309123	Franciscan Medical Clinic - Canyon Road
Usman Ajaz	105 W 8th Ave	Spokane	WA	99204	1912261025	Providence Health Services
Uyen Le					1598016636	
Valentina Warner	9245 Rainier Ave S	Seattle	WA	98118	1700989183	Neighborcare Health at Rainier Beach
Valerie Eckley	629 Avenue D Ste 1	Snohomish	WA	98290	1811901572	Snohomish Family Medicine
Valerie Mazziotti	27203 216th Ave SE Suite D	Maple Valley	WA	98038	1841341450	
Valerie Omeara	2322 196th St SW. Suite 100	Lynnwood	WA	98036	1982715520	Concerto Health-Lynwood
Valerie Reed	4903 108th St Sw	Lakewood	WA	98499	1730133638	The Home Doctor
Valerie Rock	2101 E Yesler Way	Seattle	WA	98122	1558829150	
Valerie Sutherland	3555 Market Place W Suite 3	University Place	WA	98466	1962493684	Rainer Medical - University Place
Valerie Thompson	931 S Market Blvd	Chehalis	WA	98532	1548354434	Providence Chehalis Family Medicine
Valerie Wrede	10507 156th St E Bldg B Suite G 112	Puyallup	WA	98374	1912978719	Madigan Puyallup Community Medical Home
Valory Delucia	4400 37th Ave S	Seattle	WA	98118	1144584269	Neighborcare Health at Columbia City
Van Nguyen	923 Auburn Way N	Auburn	WA	98002	1962988394	Healthpoint
Vanathi Siddaiah	10452 Silverdale Way NW	Silverdale	WA	98383	1104947688	
Vandita Samavedi	14410 SE Petrovitsky Rd Ste 104	Renton	WA	98058	1134133424	UW Valley Medical - Fairwood
Vanessa Butler	10024 Se 240th St Ste 201	Kent	WA	98031	1811410442	Family Care of Kent
Vanessa Tong	606 Oakesdale Avenu SW Suite C200	Renton	WA	98057	1285891796	Visiting Physicians Association
Vanson Libre	11307 Bridgeport Way S.W. Suite 200	Lakewood	WA	98499	1750720165	Franciscan Medical Clinic - Lakewood
Vara Kraft	1560 N 115th STE 110	Seattle	WA	98133	1174509293	UW Medicine-Northwest Primary Care
Varun Laohaprasit	1600 116th Ave Ne Suite 302	Bellevue	WA	98004	1629172929	King County Medical Society
Vasile Oros	801 Broadway Ste 617	Seattle	WA	98122	1225503873	Seattle Neurosurgery
Veneta Thompson	16916 140th Avenue NE	Woodinville	WA	98072	1205299666	EvergreenHealth
Venkata Anand Avinash I	4033 Talbot Rd S Ste 570	Federal Way	WA	98003	1265461446	Senior Care & Internal Medicine Clinic
Venuka Wickramaarachchi	19200 N KELSEY ST	Monroe	WA	98272	1952741464	PMG NW Wa Pmb Mon Women's Service
Veronica Jessick	P.O. Box 240	Spokane Valley	WA	99216	1205279890	

Veronica Navarro	910 W 5th Ave STE 1001	Spokane	WA	99204	1356718829	Multicare-Rockwood Crit-Care Center
Veronique Alcaraz	4102 S. Regal St Suite 101	Spokane	WA	99223	1205961208	Kaiser Permanente
Vicki Grimes	1202 Martin Luther King Jr Way	Tacoma	WA	98405	1548710551	Community Health Care
Vicki Short	915 NE Vallley RD	Pullman	WA	99163	1114905577	Pullman Family Medicine
Vicky Lee	15214 Canyon Rd E	Puyallup	WA	98375	1023667052	
Victoria Acosta	1202 Martin Luther King Jr Way	Tacoma	WA	98405	1508217365	
Victoria Allen	210 W GALER ST	Seattle	WA	98119	1730302241	Mindful Therapy Center
Victoria Brosius	4001 N Cook St	Spokane	WA	99201	1194161141	Unify Community Health at Northeast
Victoria Buchanan	12800 Bothel Everette Hwy Ste 180	Everett	WA	98208	1699056036	Providence Health&Services
Victoria Fang					1225250194	
Victoria Penfield	9600 Veterans Drive	Tacoma	WA	98493	1568673895	VA Puget Sound Health Care System - Ameri
Victoria Warshaw	1717 South J Street	Tacoma	WA	98405	1306353537	Saint Joseph Medical Center
Victoria Woodi	9040 Jackson Ave	Tacoma	WA	98431	1720176258	Madigan Army Medical Center
Victoria Wright	3927 Rucker Ave	Everett	WA	98201	1447219779	The Everett Clinic
Viet Nguyen	3124 S 19TH ST STE 140	Tacoma	WA	98405	1386709384	MultiCare Allenmore Internal Medicine
Vijayakumar Reddy	105 West 8th Avenue Suite 7010	Spokane	WA	99204	1932391547	Providence Kidney Care
Vikram Gill	1001 W 2nd Avenue	Spokane	WA	99201	1720494768	CHAS
Viktoriya Krepkiy	1660 S. Columbian Way	Seattle	WA	98108	1619320769	VA Puget Sound Health Care System
Vincent Koike	9505 19th Ave SE	Everett	WA	98208	1497843213	Sunrise Family Medical
Vincent Leverett	4700 Point Fosdick Dr NW 220	Gig Harbor	WA	98335	1326058744	
Vinetta Macpherson	1803 W MAXWELL AVE	Spokane	WA	99201	1306842596	The Native Project
Vinutha Purohith	4815 North Assembly St	Spokane	WA	99205	1356594881	
Virany Hillard	4 WESTCHESTER PARK DR FL 4	White Plains	NY	10604	1972547750	
Virginia Arnold	1930 Post Aly	Seattle	WA	98101	1609350453	Neighborcare Health
Virginia Cannon	3920 Capital Mall Dr SW Ste 200	Olympia	WA	98502	1609971365	
Virginia Swanson	17791 Fjord Drive Suite 110	Poulsbo	WA	98370	1508875865	UW Medicine
Virtage Singh	3213 Eastlake ave E Suite A	Seattle		98102		
Virtaj Singh	3213 Eastlake Ave. E. Suite A	Seattle	WA	98102	1770693699	Seattle Spine and Sports Medicine
Vivek Jain	1660 South Columbian Way	Seattle	WA	98108	1205843877	VA Puget Sound Health Care System
Vivian Moise	511 S PINE ST SUITE D	Spokane		99202	1801954722	
Vladimir Grib	1608 S J ST	Tacoma	WA	98405	1801332549	Franciscan Ear Nose & Throat Associates
Volkmar Gaussmann	1407 Madison St	Seattle	WA	98104	1487186011	Swedish Family Medicine - First Hill
Von Chang	222 State Ave N	Kent	WA	98030	1003844804	Multicare Clinic-Kent
Vuthy Leng	34618 11th Ave S No 100	Federal Way	WA	98003	1710952379	Family Medicine Clinic
Vy Chu	901 Boren Avenue 705	Seattle	WA	98104	1962545970	Capital Hill Medical
Wajahat Khan	6401 Kimball Dr Ste 201	Gig Harbor	WA	98335	1093870172	Franciscan Medical Clinic - Gig Harbor
Wallace Hodges	901 BOREN AVE STE 615	Seattle	WA	98104	1841288016	Better Internal Medicine-Cabrini Tower
Walter Balek		0 Renton	WA	0	1902916943	Columbia Medical Associates-North
Wand Gan	4420 76TH ST NE	Marysville	WA	98270	1205120805	The Everett Clinic in Marysville
Wanda Hunt	10030 SW 210th Street	Vashon	WA	98070	1952549396	Neighborcare Health
Ward Chow	12800 BOTHELL EVERETT HWY SUITE 18	Everett	WA	98208	1669430146	Providence Internal Medicine Marysville
Warner Asch	801 SW 16th ST STE 121	Renton	WA	98057	1750814067	
Warren Miller	11019 Canyon Rd E Ste A	Puyallup	WA	98373	1851349021	Summit View Clinic
Wayne Duran	1402 Lake Tapps Pkwy Suite F106	Auburn	WA	98092	1912099383	
Weaver Lewis					1285631200	
Weidong Xu	1649 East 72nd St	Tacoma	WA	98404	1538138201	
Wells Orion	11800 Ne 128th St Ste 300	Kent	WA	98030	1831505676	Virginia Mason Medical Center
Wendy Dryden	33431 13th Place S	Federal Way	WA	98003	1003252354	HealthPoint - Federal Way
Wendy Imberg	19200 N Kelsey St	Monroe	WA	98272	1578664132	Providence Health&Services
Wendy Kay Smith	546 N Jefferson Ln	Spokane	WA	99201	1346346509	Providence Internal Medicine - Kendall Yards
Wendy Lau	1620 Cooper Point Rd SW	Olympia	WA	98502	1205363603	Providence Medical Group

Wendy Li	1212 N PINES RD	Spokane Valley	WA	99206	1750846952	
Wendy Magana	202 N Division St Plaza 2 Stc 405	Auburn	WA	98001	1619487113	Multicare
Wendy Neary	2511 SW Trenton St	Seattle	WA	98106	1417995580	Franciscan Medical Clinic
Wendy Schauer	3525 Ensign Rd NE Ste G	Olympia	WA	98506	1659469047	
Wenona Dotson	1813 Sumner Ave	Aberdeen	WA	98520	1154637288	Seamar
Whitney Hogan	15580 3rd Avenue SW Suite 101	Burien	WA	98166	1851899041	Home Towne Family Medicine
Wilfred Madarang	1720 Second Street	Cheney	WA	99004	1003079294	CHAS
Will Leighty	525 Lilly Rd. NE Suite 250	Olympia	WA	98506	1811285026	Providence-East Olympia Family Medicine
William Anderson	916 North 10th Place	Renton	WA	98057	1982674768	Swedish Spine Sports & Musculoskeletal Med
William Bauer	2601 Cherry Ave #213	Bremerton	WA	98310	1902887276	Kitsap Medical Group
William Bender	610 S Sherman #208	Spokane		99202		
William Bomberger	1001 W 2nd Ave	Spokane	WA	99201	1639194079	CHAS
William Brown	212 E CENTRAL AVE STE 440	Spokane	WA	99208	1588734347	Providence Family Medicine - North
William Chythlook	2209 East 32nd Street	Tacoma	WA	98404	1467676155	Puyallup Tribal Health Authority
William Clark	16259 Sylvester Rd Sw	Burien	WA	98168	1841293511	Proliance Southwest Seattle
William Cranston	9040A Jackson Ave	Tacoma	WA	98431	1811195423	Madigan Army Medical Center
William Crum	Dept of the Army Commander Madigan Ar	Tacoma	WA	98431	1073581286	Madigan Army Medical Center
WILLIAM DOUGLAS Trotter	629 AVENUE D	Snohomish	WA	98290	1336163351	
William Hoskyn	6549 Aurora Ave N	Shoreline	WA	98133	1760831390	ICHS
William Kirk Harris	6981 Littlerock Rd SW	Tumwater	WA	98512	1588662068	Littlerock Family Medicine
William Kwan	3915 Talbot Rd S STE 401	Renton	WA	98055	1316320955	Valley Family Medicine Clinic
William Lee	3124 S 19th St Suite C140	Tacoma	WA	98405	1285626325	
William Lockwood	5901 N LIDGERWOOD ST STE 126	Spokane	WA	99208	1508952201	CHAS Lindgerwood Clinic
William Mcfadden	510 Boren Ave. N.	Seattle	WA	98109	1366478448	Swedish Medical Group
William Mckee	22850 NE 8th St #103	Sammamish	WA	98074	1740262526	Evergreen Health - Sammamish
William Mellor	1210 W Fairview St	Colfax	WA	99111	1144200460	Whitman Medical Group
William Payne	16259 SYLVESTER RD SW SUITE 501	Burien	WA	98166	1639332539	Proliance Orthopedics-Southwest Seattle
William Pease	1460 N 16TH AVE	Yakima	WA	98902	1558532382	Lake Aspen Professional Group PS
William Penn	201 Tahoma Blvd Se Suite 102	Yelm	WA	98597	1194771535	Yelm Family Medicine
William Peterson	615 LILLY RD NE SUITE 100	Olympia		98506	1972674844	
William Phillips	6002 N Ledgerwood St	Spokane	WA	99208	1952399115	Jamison Family Medicine
William Rambo	2930 S Meridian Suite 200	Puyallup	WA	98373	1619079753	CHI Franciscan
William Robertson	1007 39TH AVE SE	Puyallup	WA	98374	1265983977	
William Roth	212 E SANSON AVE	Spokane	WA	99207	1124199989	Roth Medical Clinic
William Sammond	1803 W Maxwell Ave	Spokane	WA	99201	1396886800	The Native Project
William Sayres	4102 South Regal Suite 101	Newark	DE	19726	1972659654	Kaiser Permanente
William Shiau	11415 Slater Ave NE Suite 102	Kirkland	WA	98033	1295246080	
William Shoup	11800 NE 128th St Ste 560	Kirkland	WA	98034	1245399443	Everett Clinic
William Tronvig	1220 Basich Blvd #C	Aberdeen	WA	98520	1427065697	Harbor Foot & Ankle Clinic
William Weigel	601 W 5th Ste 400	Spokane		99204		
William Yan	1608 S J Street 3rd Floor	Tacoma	WA	98405		
Wilson Chan	8980 161st Avenue NE Suite 400	Redmond	WA	98052	1538281530	EvergreenHealth
Winnet Katiyo	300 Oak St Suite B	Kelso	WA	98626	1992280796	
Winnie Deechakawan-M	6406 Marine Dr	Tulalip	WA	98271		
Woo Kim	Address: 18904 Hwy 99	Lynnwood	WA	98036	1962695528	Christian Chiropractic Clinc
Worawan Rattanasamph	1750 112th Ave NE STE A101	Bellevue	WA	98004	1073574471	
Wuaca Luna	3915 Talbot Rd Suite 200	Renton	WA	98055	1265455612	UW Valley - Cascade Clinic
Wynne Chen	4011 Talbolt Rd S Ste 460	Renton	WA	98055	1518974351	Valley Medical Center
Xandra Rarden	13030 Military Rd S Ste 200	Tukwila	WA	98168	1447331780	HealthPoint Tukwila
Xiaojing Shen	2902 164th St. SW	Lynnwood		98087	1376856088	Providence Medical Group - Lynnwood Clinic
Xiaotian Yan	1608 S J St 3rd floor	Tacoma	WA	98405	1669533576	Franciscan Health System

Xing Fu	1909 214th St Ste 300	Bothell	WA	98021	1225172620	Pacific Medical Center
Xing Yi	9505 Steele St S	Tacoma	WA	98444	1427094457	Tacoma South Medical Center
Xiomara Munoz	10414 Beardslee Blvd	Bothell	WA	98011	1255429817	Healthpoint Bothell
Xiulian Chen	1520 N SENATE AVE STE 130	Indianapolis	WA	46202	1710245451	
Yaena Park	1608 S. J St. 3rd floor	Tacoma	WA	98405	1306255336	
Yan Baum	9505 Steele St S	Tacoma	WA	98444	1194931204	Tacoma South Medical Center
Yan Geng	1450 NW Lane SE Ste A	Lacey	WA	98503	1104146620	Providence Medical Group - Panorama Clinic
Yancey Sloane	6401 Kimball Dr Ste 201	Gig Harbor	WA	98335	1760455745	Franciscan Medical Clinic - Gig Harbor
Yareli Aguirre	1202 Milk Jr. Way	Tacoma	WA	98405	1922529403	Community Healthcare
Yashma Patel					1700030186	Rockwood
Yasmin Sahul	9600 Veterans Dr SW	Tacoma	WA	98493	1306912696	VA Puget Sound Healthcare System
Yelena Golub	1608 S J St 5th Flr	Tacoma	WA	98405	1316330756	Franciscan Neurosurgery Associates
Yelena Verbitskaya	5006 Center Street Suite P	Tacoma	WA	98409	1396273009	Spine Institute Northwest
Yen-Tsun Lai	4033 Talbot Rd S Ste 570	Renton	WA	98055	1790727535	Senior Care&Internal Medicine Clinic
Yi Huang	601 S Carr Rd Ste 100	Renton	WA	98055	1023428364	Pac Med - Renton
Yilei Gu	11307 Bridgeport Way SW Suite 200	Lakewood	WA	98499	1063891380	St Clare
Yo Kondo	525 Lilly Rd Ne	Olympia	WA	98506	1245428168	Providence Medical Group
Yodit Beru	1660 S. Columbian Way	Seattle	WA	98108	1790219319	VA Puget Sound Health Care System
Yolanda Bradford	15214 Canyon Road E	Puyallup	WA	98375	1639609159	Franciscan Medical Clinic
Yong Cha	1660 South Columbian Way	Seattle	WA	98108	1780674275	VA Puget Sound Health Care System
Yong Shin	112 Broadway Ave	Montesano	WA	98563	1851364988	Yong Shin & Assoc
Yong Zhu	16043 1st Avenue S.	Burien	WA	98148	1386755544	CHI Franciscan Health
Yongie Locker	400 108TH AVE NE	Bellevue	WA	98004	1417484817	
Yoshihiro Yamamoto	2421 Heritage Court SW 301	Olympia	WA	98502	1396775896	Olympia Orthopaedic Associates
Young Lee	8511 S. Tacoma Way Suite 200	Tacoma	WA	98499	1922101500	Christian Family Care - Lakewood
Yuanzhi Li	23320 Highway 99	Edmonds	WA	98026	1518475086	Community Health Center
Yuehua Gao	9230 Sky Island Drive E	Bonney Lake	WA	98391	1780813493	Franciscan Health System
Yuliana Garcia	1112 S Cushman Ave	Tacoma	WA	98405	1336789551	
Yuliana Kaabi	1112 S Cushman Ave	Tacoma	WA	98405		sea mar
Yun Choe	1212 Harrison Ave NW	Olympia	WA	98502	1093866170	Olympia Arthritis Clinic
Yuri Lee	1250 Pacific Ave Suite 110	Tacoma	WA	98402	1609026780	Tacoma Pacific Avenue Clinic
Yuriy Bilan	205 10TH ST NE Ste 200	Auburn	WA	98002	1033136486	Franciscan Medical Clinic - Auburn
Yvette Gross	2420 S Union Ave. Suite 300	Tacoma	WA	98405	1558623041	Tacoma MultiCare Medical Group
Yvette Modad	9600 Veterans Drive	Tacoma	WA	98493	1487945150	
Yvonne Eichler	1660 South Columbian Way	Seattle	WA	98108	1437223864	VA Puget Sound Health Care System
Yvonne Yen	10004 204th Ave E Ste 2200	Bonney Lake	WA	98391	1346566098	Multicare
Zaal Paymaster	4800 College St SE Suite A	Lacey	WA	98503	1861667255	Providence Clinic Lacey
Zach Ripley	2315 8TH STREET	Lewiston	ID	83501		VALLEY MEDICAL CENTER
Zachary Abbott	PO Box 368	Olympia	WA	98507	1154445203	Westside Medical Center
Zachary Adler	3124 S 19th St. Suite 340 Building C	Tacoma	WA	98405	1396884391	MultiCare Orthopedics & Sports Medicine-All
Zachary Chen	3624 Ensign Rd NE #E	Olympia	WA	98506	1679689780	
Zachary Fisk	1310 116th Ave NE Suite A	Bellevue	WA	98004	1992931711	Acute Pain Therapies
Zachary Kile					1922162510	
Zachary Quigg	9040 JACKSON AVE	Tacoma	WA	98431	1407340573	Olympia Family Medicine
Zachary Stiles	220 E Rowan Ste 300	Spokane	WA	99207	1407374747	The Doctors Clinic
Zackary Budiselic	616 6th St	Bremerton	WA	98337	1063756989	Peninsula Community Health Services
Zackary Hanson	9631 269th St NW	Stanwood	WA	98292	1790254100	
Zahra Karmali	800 5th Avenue Suite P100	Seattle	WA	98104	1255479739	Swedish Downtown Seattle Primary Care
Zainab Gaal-Weber	27500 168th Place SE	Covington	WA	98042	1003332974	Covington Primary Care
Zaleh Parham	4401 Bridgeport Way W	University Place	WA	98466	1134459670	University Place Medical Clinic
Zemfira Schwartz	1400 N Laventure Rd	Mount Vernon	WA	98273	1780848036	Sea Mar Mt. Vernon Medical Clinic

Zhanna Gudzyuk	2748 Milton Way Ste 101	Milton		98354	1871544080	Franciscan Medical Clinic - Milton
Zhimin Zhai	660 SW 39th Ste 150	Renton	WA	98057	1255416368	Southlake Clinic
Zhiqian Wang	11311 BRIDGEPORT WAY SW STE 214	Lakewood		98499	1760481048	
Zohreh Safai	13020 Meridian Ave South Floor 2	Everett	WA	98208	1114084654	Swedish Clinic -Mill Creek
Zubin Vasavada	4915 25th Ave Ne 300W	Seattle	WA	98105	1508977489	