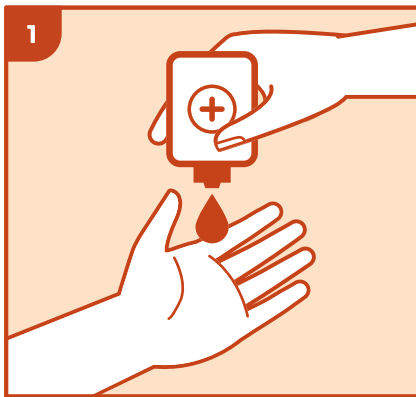


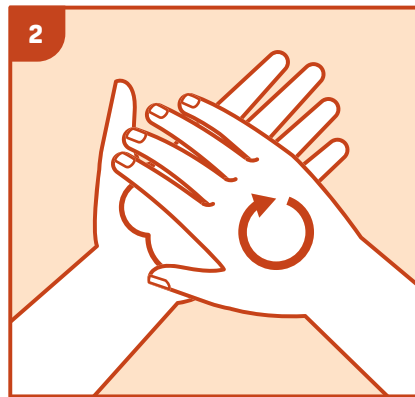
How to Use Hand Sanitizer

SANITIZE HANDS FOR HAND HYGIENE! WASH HANDS WHEN VISIBLY SOILED!

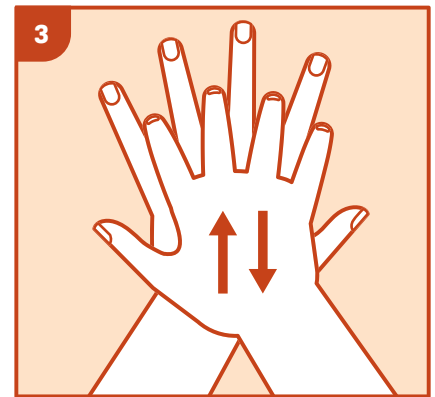
 **Duration of the entire procedure: 20–30 seconds**



1 Apply a palmful of the product in a cupped hand, covering all surfaces.



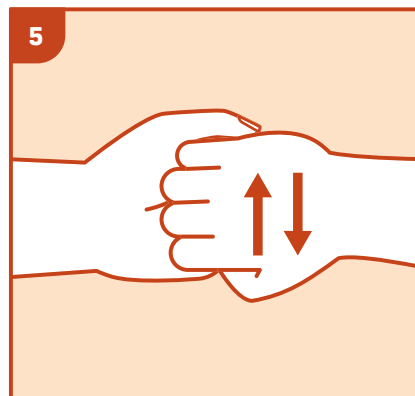
2 Rub hands palm to palm;



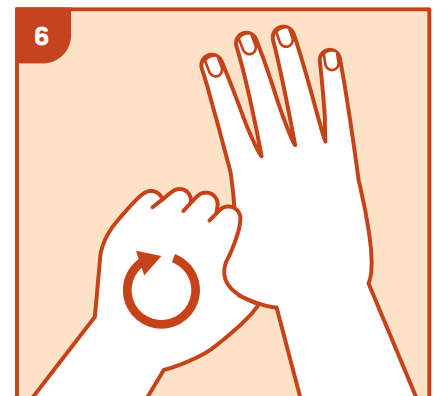
3 Right palm over left dorsum with interlaced fingers and vice versa;



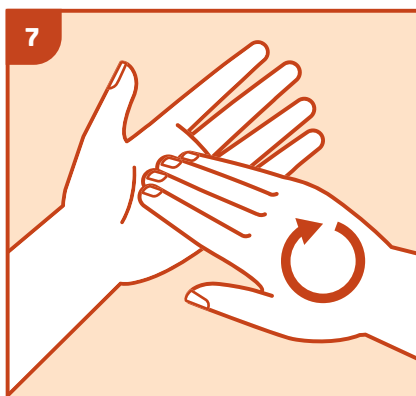
4 Palm to palm with fingers interlaced;



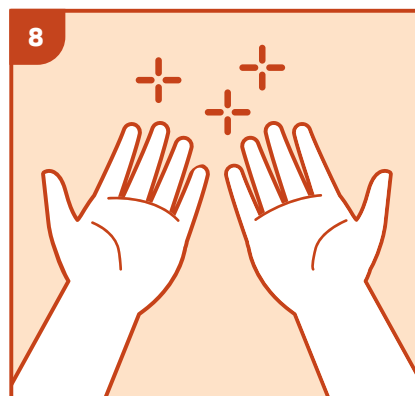
5 Backs of fingers to opposing palms with fingers interlocked;



6 Rotational rubbing of left thumb clasped in right palm and vice versa;



7 Rotational rubbing, backwards and forwards with clasped fingers of right hand in left palm and vice versa.



8 Once dry, your hands are safe.



DOH 420-428 July 2022

To request this document in another format, call 1-800-525-0127. Deaf or hard of hearing customers, please call 711 (Washington Relay) or email doh.information@doh.wa.gov.