

LEGISLATIVE ANNUAL REPORT

FEDERAL FISCAL YEAR 2023

October 1, 2022 through September 30, 2023

Washington State WIC is a place where families like yours get healthy food and a lot more. The WIC Program is for people who are pregnant, postpartum, breast/chest feeding, and infants and children under five. Almost half of all babies in our state are on WIC.








DATA BY DISTRICT

DISTRICT	TOTAL PARTICIPANTS	INFANTS & CHILDREN	WOMEN	FOOD DOLLARS REDEEMED	FRUITS & VEGETABLES	WIC FMNP
1	358	252	106	\$155,657	\$47,836	\$220
2	708	545	163	\$333,453	\$94,462	\$2,171
3	10,844	7,968	2,876	\$5,054,767	\$1,458,203	\$8,125
4	4,718	3,406	1,312	\$2,289,455	\$653,567	\$12,437
5	172	136	36	\$72,286	\$23,289	\$420
6	1,219	896	323	\$542,031	\$168,455	\$2,999
7	3,224	2,339	885	\$1,580,802	\$460,020	\$19,070
8	6,261	4,540	1,721	\$3,261,216	\$935,738	-
9	4,898	3,514	1,384	\$2,538,329	\$771,604	\$23,866
10	2,363	1,724	639	\$1,063,986	\$321,288	\$36,714
11	4,995	3,638	1,357	\$2,486,990	\$761,701	-
12	6,018	4,388	1,630	\$3,202,017	\$957,198	\$19,285
13	7,268	5,206	2,062	\$4,110,776	\$1,185,789	\$38,162
14	12,392	8,907	3,485	\$6,650,656	\$1,910,939	\$46,583
15	7,843	5,721	2,122	\$4,705,264	\$1,328,136	\$114,412
16	10,300	7,449	2,851	\$5,714,606	\$1,691,148	\$7,874
17	-	-	-	-	-	\$22,381
18	2,175	1,607	568	\$1,009,184	\$314,877	\$903
19	6,156	4,490	1,666	\$3,116,716	\$841,325	\$16,506
20	3,423	2,494	929	\$1,714,888	\$481,751	\$14,624
21	-	-	-	-	-	\$94
22	4,918	3,571	1,347	\$2,357,904	\$668,740	\$8,588
23	2,510	1,783	727	\$1,101,944	\$336,997	\$1,568
24	2,883	2,091	792	\$1,226,881	\$342,077	\$4,219

((continues on next page))

(continued from previous page)

 DISTRICT	 TOTAL PARTICIPANTS	 INFANTS & CHILDREN	 WOMEN	 FOOD DOLLARS REDEEMED	 FRUITS & VEGETABLES	 WIC FMNP
25	4,613	3,315	1,298	\$2,184,753	\$594,588	\$19,943
26	3,826	2,803	1,023	\$1,702,886	\$483,597	\$2,091
27	6,068	4,311	1,757	\$2,915,464	\$814,753	-
28	3,157	2,322	835	\$1,355,464	\$423,470	-
29	10,048	7,212	2,836	\$4,751,650	\$1,370,643	-
30	5,053	3,623	1,430	\$2,181,443	\$645,300	\$4,120
31	388	278	110	\$160,424	\$43,440	\$12,540
32	3,248	2,364	884	\$1,471,426	\$478,919	\$1,034
33	4,216	3,009	1,207	\$1,828,696	\$584,800	\$4,227
34	3,897	2,766	1,131	\$1,781,712	\$526,151	\$272
35	1,164	846	318	\$619,404	\$173,846	\$3,830
36	897	566	331	\$284,519	\$83,120	-
37	4,800	3,464	1,336	\$2,384,996	\$699,456	\$42
38	10,030	7,121	2,909	\$4,994,787	\$1,508,320	\$969
39	3,080	2,199	881	\$1,522,672	\$443,463	\$1,467
40	4,888	3,557	1,331	\$2,376,097	\$765,963	\$10,898
41	1,944	1,363	581	\$792,874	\$238,857	\$226
42	3,952	2,861	1,091	\$1,727,440	\$567,926	\$9,223
43	737	513	224	\$300,635	\$93,486.40	\$24
44	399	295	104	\$194,431	\$57,843	\$783
45	1,600	1,139	461	\$657,637	\$193,263	\$662
46	2,056	1,439	617	\$935,627	\$301,572	\$52
47	10,213	7,230	2,983	\$4,965,751	\$1,428,971	\$621
48	-	-	-	-	-	\$468
49	8,106	5,905	2,201	\$3,941,521	\$1,221,917	\$74
Idaho, Oregon, Unknown, Compliance Buys:	-	-	-	-	-	\$19,492
STATEWIDE TOTAL	204,026	147,166	56,860	\$100,322,117	\$29,498,803	\$494,277

This report is based on the location of the WIC clinic where participants were seen and where the WIC benefits were issued. (It doesn't include incomplete and missing data. DOH did not analyze the level of incomplete or missing data. Data errors may occur when staff do not enter complete and accurate information.) **TOTAL PARTICIPANTS** is the number of women, infants, and children participating in WIC during FFY23. A participant is counted only once per clinic in the counties where they received services, even if they were in multiple categories. Due to factors such as participants relocation, approximately 4.6% participants are likely counted as participating in more than one county. **FOOD DOLLARS REDEEMED** includes all food purchased by WIC participants during FFY23 except the WIC Farmers Market Nutrition Program (FMNP) fresh fruits and vegetables, which is a separate grant. **FRUITS & VEGETABLES** dollars are a subset of total food dollars redeemed. Neither include FMNP dollars. **WIC FMNP** is revenue is based on grower's location. FMNP redemption period is between June 1 to October 31, 2023. For more details, contact WICDataRequests@doh.wa.gov.

This institution is an equal opportunity provider.
 Washington WIC doesn't discriminate.
 To request this document in another format, call 1-800-841-1410.
 Deaf or hard of hearing customers, please call 711 (Washington Relay)
 or email WICDataRequests@doh.wa.gov.