

Year: 2023

Grade: 6

Sex: All

Number of Students Surveyed: 9,696

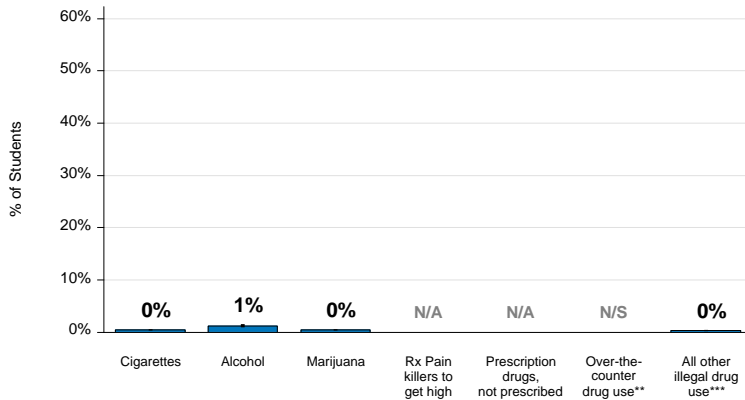
Background:

- Parents are one of the primary influences on their children's decision to use alcohol, tobacco, and other drugs.
- Brain development in young adulthood continues into the mid-20s. Developing brains are more susceptible to the effects of alcohol and other drugs.

For More Information:

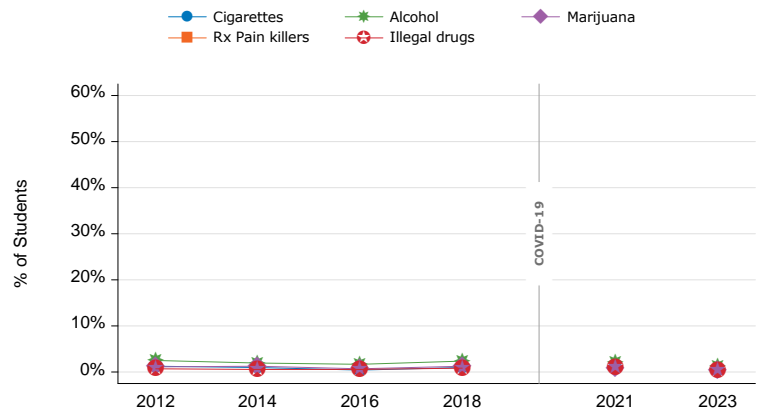
- Parents, schools, and communities can work together to keep youth healthy and safe. For prevention tips and to connect with a prevention coalition in your area, visit www.StartTalkingNow.org and https://theathenaforum.org/community_prevention_and_wellness_initiative_cpwi.
- For free printed guides on preventing alcohol and other drug use, visit the ADAI Clearinghouse <http://adaiclearinghouse.net> or call (206) 221-8325.
- For 24 hour help for mental health, substance use and problem gambling, call 1-866-789-1511 or visit www.waRecoveryHelpLine.org.

Current (past 30-day) Substance Use Grade 6, 2023



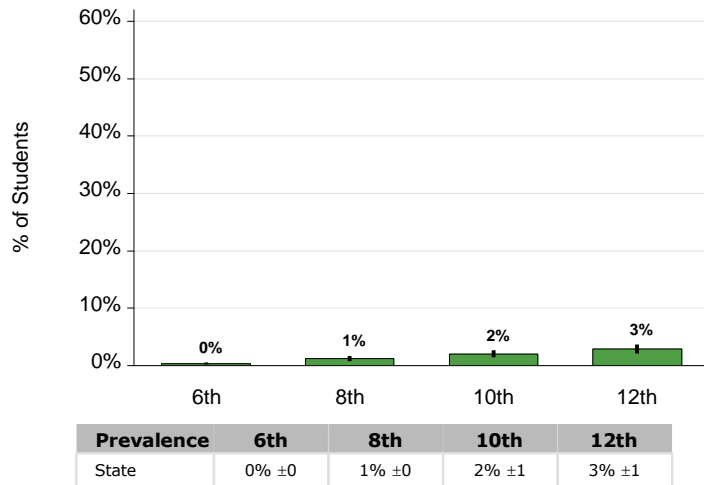
Most youth don't use alcohol or other substances.

Current (past 30-day) Substance Use 2012-2023, Grade 6

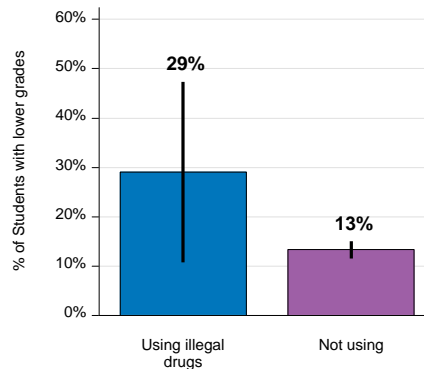


Prevalence	2012	2014	2016	2018	2021	2023
Cigarettes	1% ± 0	1% ± 0	1% ± 0	1% ± 0	1% ± 0	0% ± 0.2
Alcohol	3% ± 0	2% ± 0	2% ± 0	2% ± 0	2% ± 0	1% ± 0
Marijuana	1% ± 0	1% ± 0	1% ± 0	1% ± 0	1% ± 0	0% ± 0.2
Rx Pain killers to get high	N/A	N/A	N/A	N/A	N/A	N/A
All other illegal drug use***	1% ± 0	1% ± 0	1% ± 0	1% ± 0	1% ± 0	0% ± 0.1

Current (past 30-day) All Other Illegal Drug Use* Statewide, All Grades, 2023**



Statewide Relationship between Lower Grades and Current (past 30-day) All Other Illegal Drug Use* Grade 6, 2023**



Statewide, more 6th graders who use illegal drugs (not including alcohol, tobacco or marijuana) report lower grades in school (C's, D's or F's) compared to those who don't use.

**Over-the-counter drug use is the use of drugs like cough syrup or cold medicine for non-medical purposes.

***All other illegal drug use includes prescription drugs not prescribed, Rx pain killers to get high, and all other illegal drugs; but does not include alcohol, tobacco or marijuana.

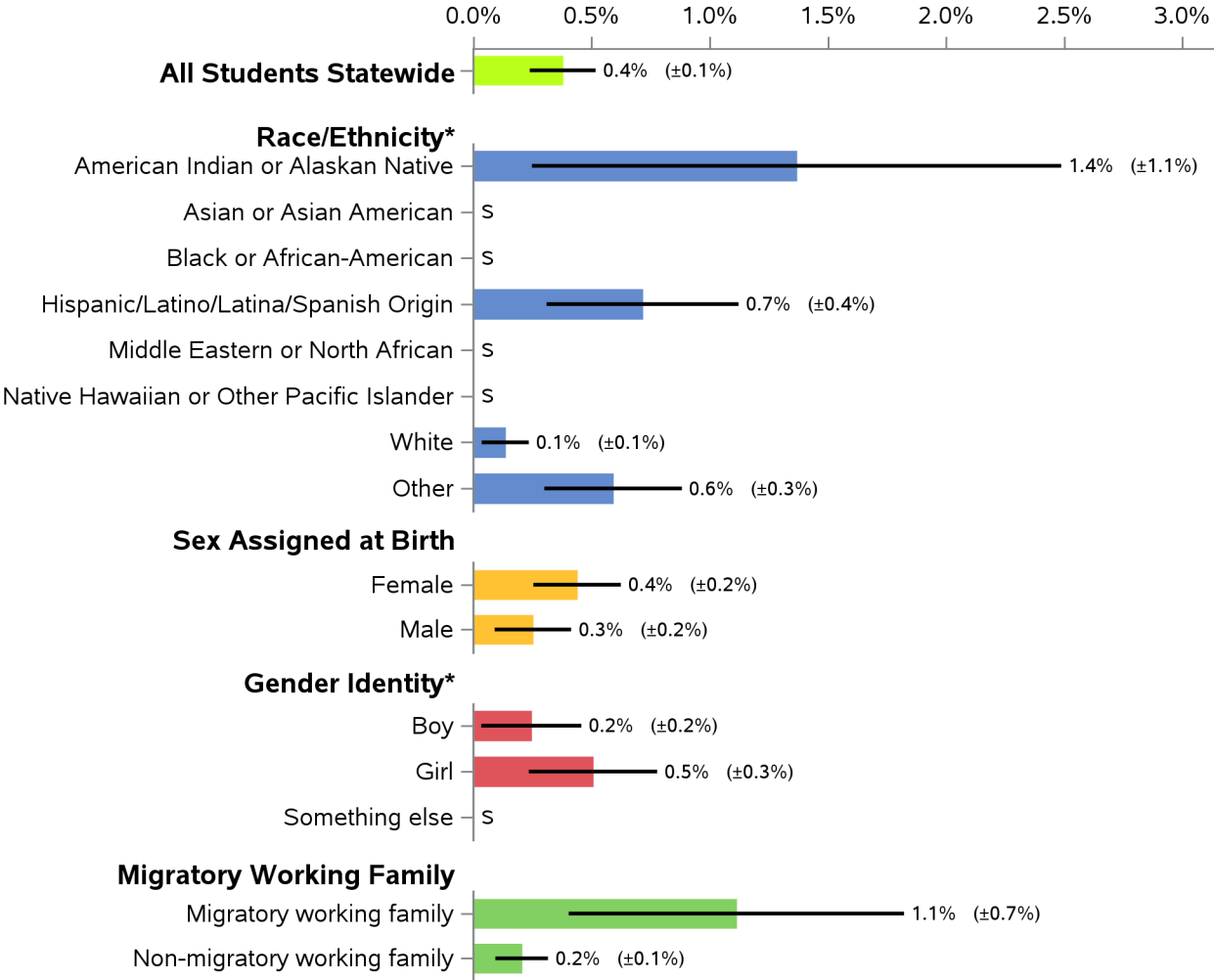
Prevalence is displayed with 95% confidence intervals (as ± or black bar)

Washington HYS results generated at www.AskHYS.net on 02-24-2024

▲ indicates a significant change from the previous year, p<0.05 Color indicates a positive or negative difference

Missing codes: S = result suppressed due to insufficient reporting from students of schools; N/G = grade not available; N/S = question was not surveyed this year; N/A = question was not asked of this grade.

Statewide Relationship between Current (past 30-days) Illegal Drug Use and Demographics, Grade 6, 2023



*Categories in this demographic factor are presented alone or in combination with other categories of the same factor; students who select more than one response are shown under each response.

S - results are suppressed because less than 5 students answered this way

Year: 2023

Grade: 8

Sex: All

Number of Students Surveyed: 8,147

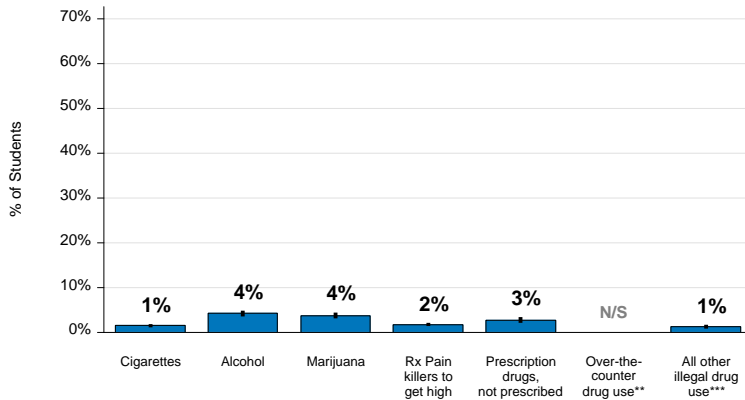
Background:

- Parents are one of the primary influences on their children's decision to use alcohol, tobacco, and other drugs.
- Brain development in young adulthood continues into the mid-20s. Developing brains are more susceptible to the effects of alcohol and other drugs.

For More Information:

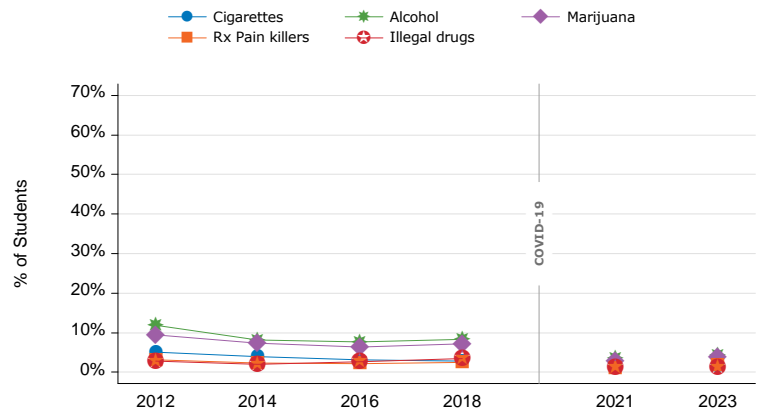
- Parents, schools, and communities can work together to keep youth healthy and safe. For prevention tips and to connect with a prevention coalition in your area, visit www.StartTalkingNow.org and https://theathenaforum.org/community_prevention_and_wellness_initiative_cpwi.
- For free printed guides on preventing alcohol and other drug use, visit the ADAI Clearinghouse <http://adaiclearinghouse.net> or call (206) 221-8325.
- For 24 hour help for mental health, substance use and problem gambling, call 1-866-789-1511 or visit www.waRecoveryHelpLine.org.

Current (past 30-day) Substance Use Grade 8, 2023



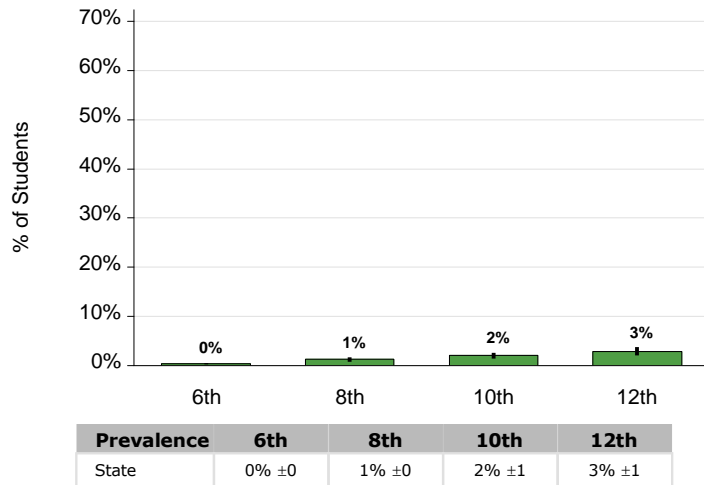
Most youth don't use alcohol or other substances.

Current (past 30-day) Substance Use 2012-2023, Grade 8

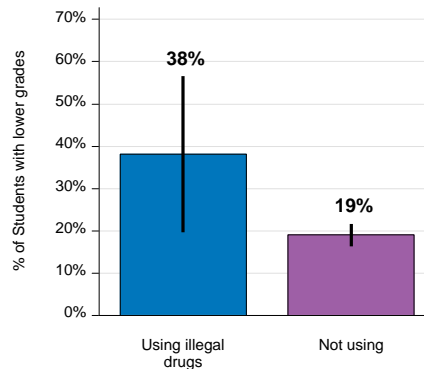


Prevalence	2012	2014	2016	2018	2021	2023
Cigarettes	5% ±1	4% ±1▼	3% ±0▼	3% ±1	1% ±0▼	1% ±0
Alcohol	12% ±1	8% ±1▼	8% ±1	8% ±1	4% ±1▼	4% ±1
Marijuana	9% ±1	7% ±1▼	6% ±1	7% ±1	3% ±1▼	4% ±1▲
Rx Pain killers to get high	3% ±0	2% ±0▼	2% ±0	2% ±0	1% ±0▼	2% ±0▲
All other illegal drug use***	3% ±0	2% ±0▼	3% ±1▲	3% ±1	1% ±0▼	1% ±0

Current (past 30-day) All Other Illegal Drug Use* Statewide, All Grades, 2023**



Statewide Relationship between Lower Grades and Current (past 30-day) All Other Illegal Drug Use* Grade 8, 2023**



Statewide, more 8th graders who use illegal drugs (not including alcohol, tobacco or marijuana) report lower grades in school (C's, D's or F's) compared to those who don't use.

**Over-the-counter drug use is the use of drugs like cough syrup or cold medicine for non-medical purposes.

***All other illegal drug use includes prescription drugs not prescribed, Rx pain killers to get high, and all other illegal drugs; but does not include alcohol, tobacco or marijuana.

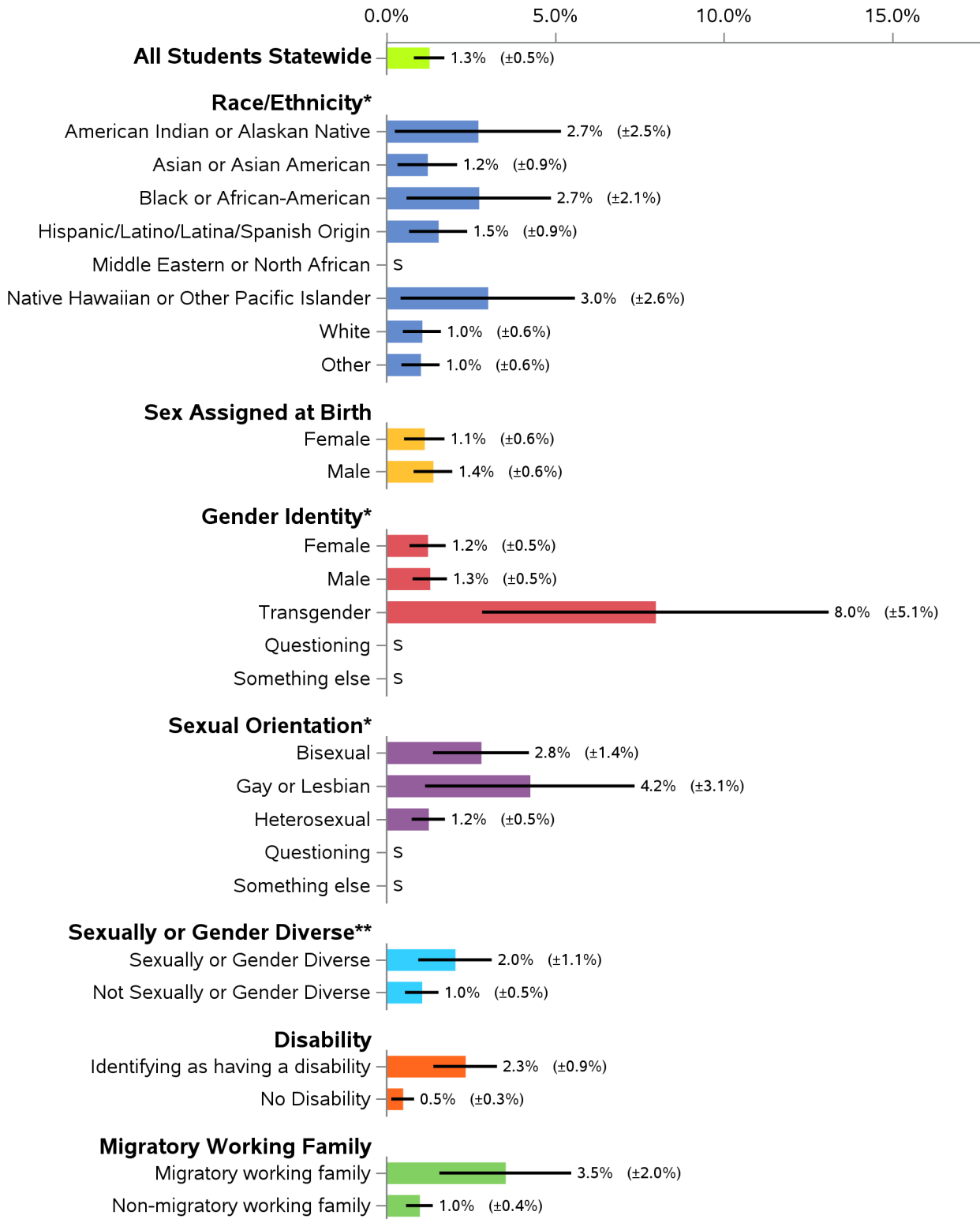
Prevalence is displayed with 95% confidence intervals (as ± or black bar |)

▲ indicates a significant change from the previous year, p<0.05 Color indicates a positive or negative difference

Washington HYS results generated at www.AskHYS.net on 02-24-2024

Missing codes: S = result suppressed due to insufficient reporting from students of schools; N/G = grade not available; N/S = question was not surveyed this year; N/A = question was not asked of this grade.

Statewide Relationship between Current (past 30-days) Illegal Drug Use and Demographics, Grade 8, 2023



*Categories in this demographic factor are presented alone or in combination with other categories of the same factor; students who select more than one response are shown under each response.

**Sexually or gender diverse youth are defined as any student selecting "transgender", "questioning/not sure", "something else fits better", or multiple options for gender identity, or any student selecting "gay or lesbian", "bisexual", "questioning/not sure", "something else fits better", or multiple response options for sexual orientation.

S - results are suppressed because less than 5 students answered this way

Year: 2023

Grade: 10

Sex: All

Number of Students Surveyed: 7,103

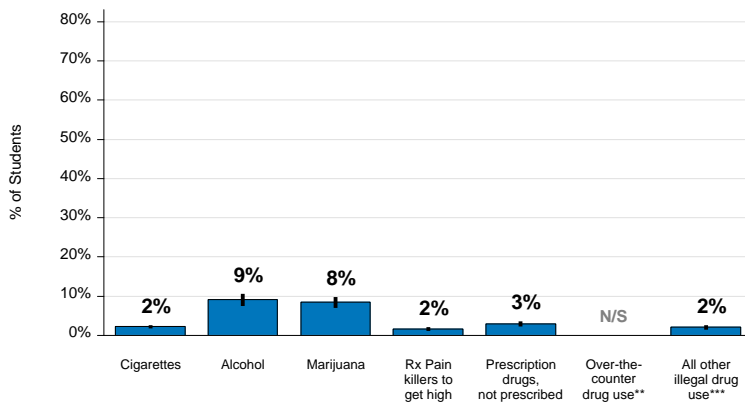
Background:

- Parents are one of the primary influences on their children's decision to use alcohol, tobacco, and other drugs.
- Brain development in young adulthood continues into the mid-20s. Developing brains are more susceptible to the effects of alcohol and other drugs.

For More Information:

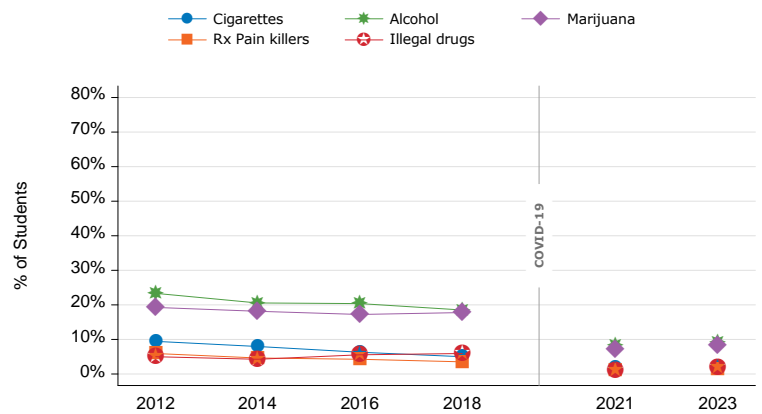
- Parents, schools, and communities can work together to keep youth healthy and safe. For prevention tips and to connect with a prevention coalition in your area, visit www.StartTalkingNow.org and https://theathenaforum.org/community_prevention_and_wellness_initiative_cpwi.
- For free printed guides on preventing alcohol and other drug use, visit the ADAI Clearinghouse <http://adaiclearinghouse.net> or call (206) 221-8325.
- For 24 hour help for mental health, substance use and problem gambling, call 1-866-789-1511 or visit www.waRecoveryHelpLine.org.

Current (past 30-day) Substance Use Grade 10, 2023



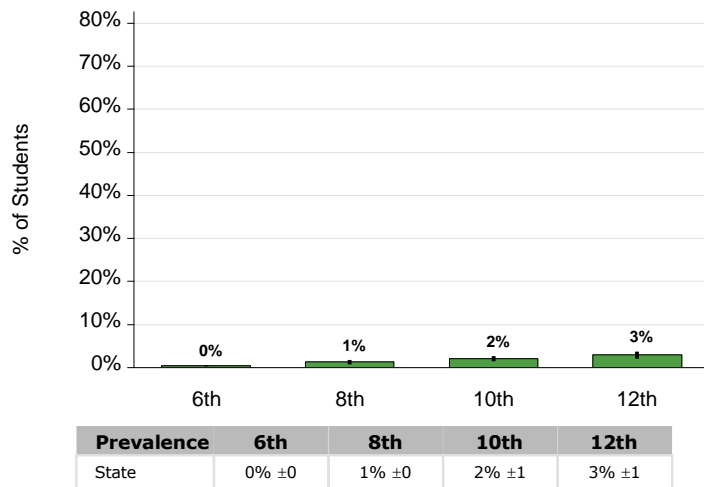
Most youth don't use alcohol or other substances.

Current (past 30-day) Substance Use 2012-2023, Grade 10

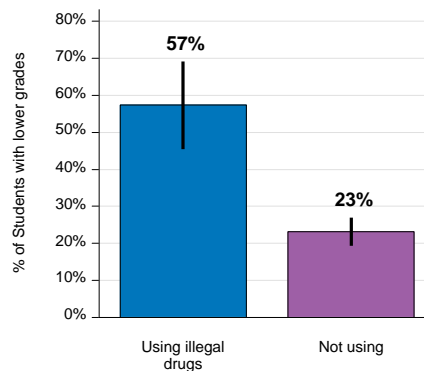


Prevalence	2012	2014	2016	2018	2021	2023
Cigarettes	10% ±1	8% ±1	6% ±1▼	5% ±1▼	2% ±0▼	2% ±0
Alcohol	23% ±2	21% ±2▼	20% ±1	18% ±2	8% ±2▼	9% ±2
Marijuana	19% ±2	18% ±2	17% ±2	18% ±2	7% ±1▼	8% ±1
Rx Pain killers to get high	6% ±1	5% ±1▼	4% ±1	4% ±1	1% ±0▼	2% ±0▲
All other illegal drug use***	5% ±1	4% ±1	6% ±1▲	6% ±1	1% ±0▼	2% ±1▲

Current (past 30-day) All Other Illegal Drug Use* Statewide, All Grades, 2023**



Statewide Relationship between Lower Grades and Current (past 30-day) All Other Illegal Drug Use* Grade 10, 2023**



Statewide, more 10th graders who use illegal drugs (not including alcohol, tobacco or marijuana) report lower grades in school (C's, D's or F's) compared to those who don't use.

**Over-the-counter drug use is the use of drugs like cough syrup or cold medicine for non-medical purposes.

***All other illegal drug use includes prescription drugs not prescribed, Rx pain killers to get high, and all other illegal drugs; but does not include alcohol, tobacco or marijuana.

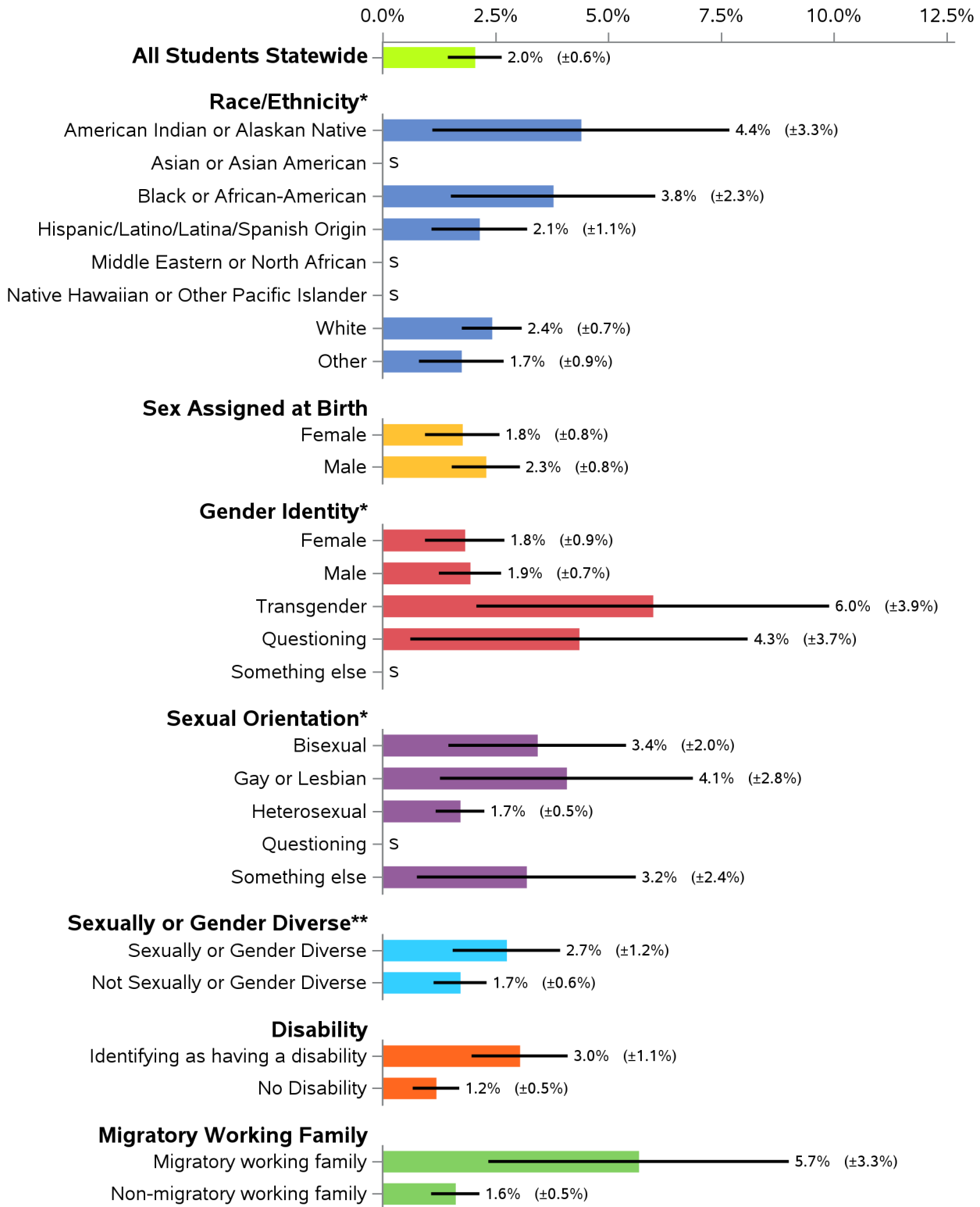
Prevalence is displayed with 95% confidence intervals (as ± or black bar |)

Washington HYS results generated at www.AskHYS.net on 02-24-2024

▲ indicates a significant change from the previous year, p<0.05 Color indicates a positive or negative difference

Missing codes: S = result suppressed due to insufficient reporting from students of schools; N/G = grade not available; N/S = question was not surveyed this year; N/A = question was not asked of this grade.

Statewide Relationship between Current (past 30-days) Illegal Drug Use and Demographics, Grade 10, 2023



*Categories in this demographic factor are presented alone or in combination with other categories of the same factor; students who select more than one response are shown under each response.

**Sexually or gender diverse youth are defined as any student selecting "transgender", "questioning/not sure", "something else fits better", or multiple options for gender identity, or any student selecting "gay or lesbian", "bisexual", "questioning/not sure", "something else fits better", or multiple response options for sexual orientation.

S - results are suppressed because less than 5 students answered this way

Year: 2023

Grade: 12

Sex: All

Number of Students Surveyed: 4,158

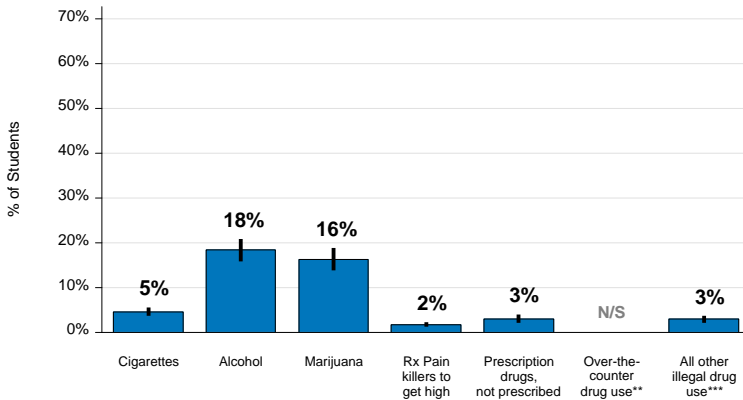
Background:

- Parents are one of the primary influences on their children's decision to use alcohol, tobacco, and other drugs.
- Brain development in young adulthood continues into the mid-20s. Developing brains are more susceptible to the effects of alcohol and other drugs.

For More Information:

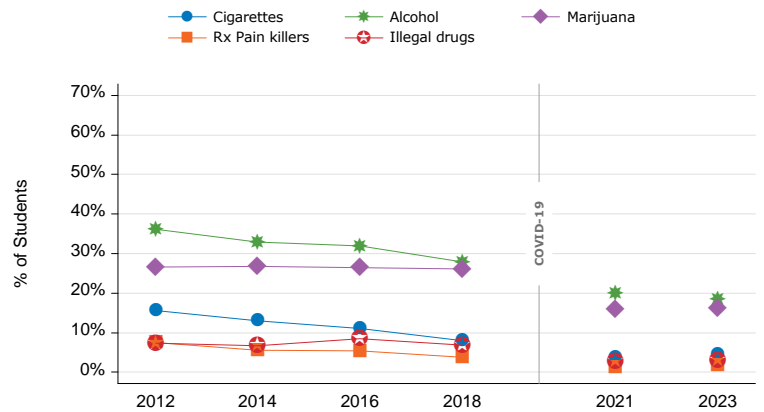
- Parents, schools, and communities can work together to keep youth healthy and safe. For prevention tips and to connect with a prevention coalition in your area, visit www.StartTalkingNow.org and https://theathenaforum.org/community_prevention_and_wellness_initiative_cpwi.
- For free printed guides on preventing alcohol and other drug use, visit the ADAI Clearinghouse <http://adaiclearinghouse.net> or call (206) 221-8325.
- For 24 hour help for mental health, substance use and problem gambling, call 1-866-789-1511 or visit www.waRecoveryHelpLine.org.

Current (past 30-day) Substance Use Grade 12, 2023



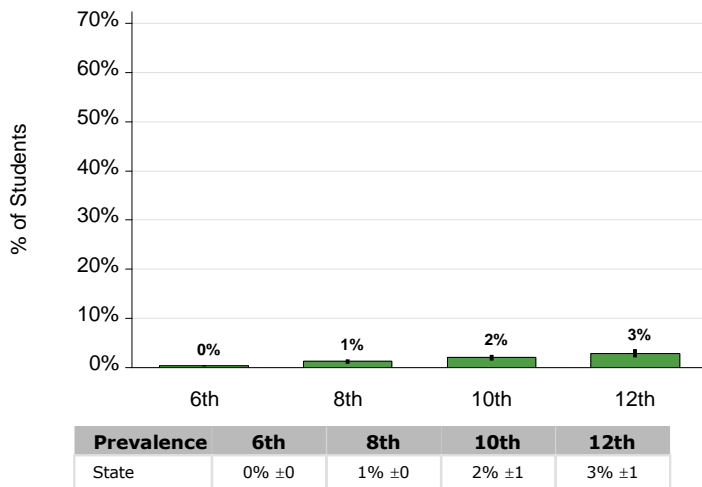
Most youth don't use alcohol or other substances.

Current (past 30-day) Substance Use 2012-2023, Grade 12

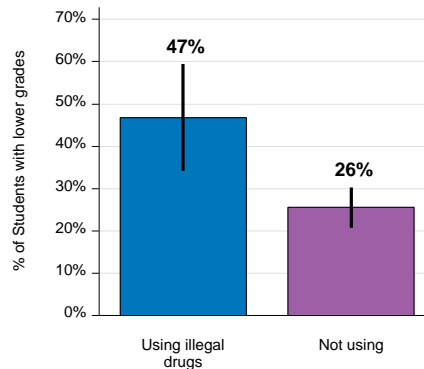


Prevalence	2012	2014	2016	2018	2021	2023
Cigarettes	16% ±2	13% ±2	11% ±2	8% ±1	4% ±1	5% ±1
Alcohol	36% ±2	33% ±3	32% ±2	28% ±2	20% ±4	18% ±3
Marijuana	27% ±1	27% ±2	26% ±2	26% ±2	16% ±3	16% ±2
Rx Pain killers to get high	7% ±1	6% ±1	5% ±1	4% ±1	1% ±0	2% ±0
All other illegal drug use***	7% ±1	7% ±1	8% ±1	7% ±1	3% ±1	3% ±1

Current (past 30-day) All Other Illegal Drug Use* Statewide, All Grades, 2023**



Statewide Relationship between Lower Grades and Current (past 30-day) All Other Illegal Drug Use* Grade 12, 2023**



Statewide, more 12th graders who use illegal drugs (not including alcohol, tobacco or marijuana) report lower grades in school (C's, D's or F's) compared to those who don't use.

**Over-the-counter drug use is the use of drugs like cough syrup or cold medicine for non-medical purposes.

***All other illegal drug use includes prescription drugs not prescribed, Rx pain killers to get high, and all other illegal drugs; but does not include alcohol, tobacco or marijuana.

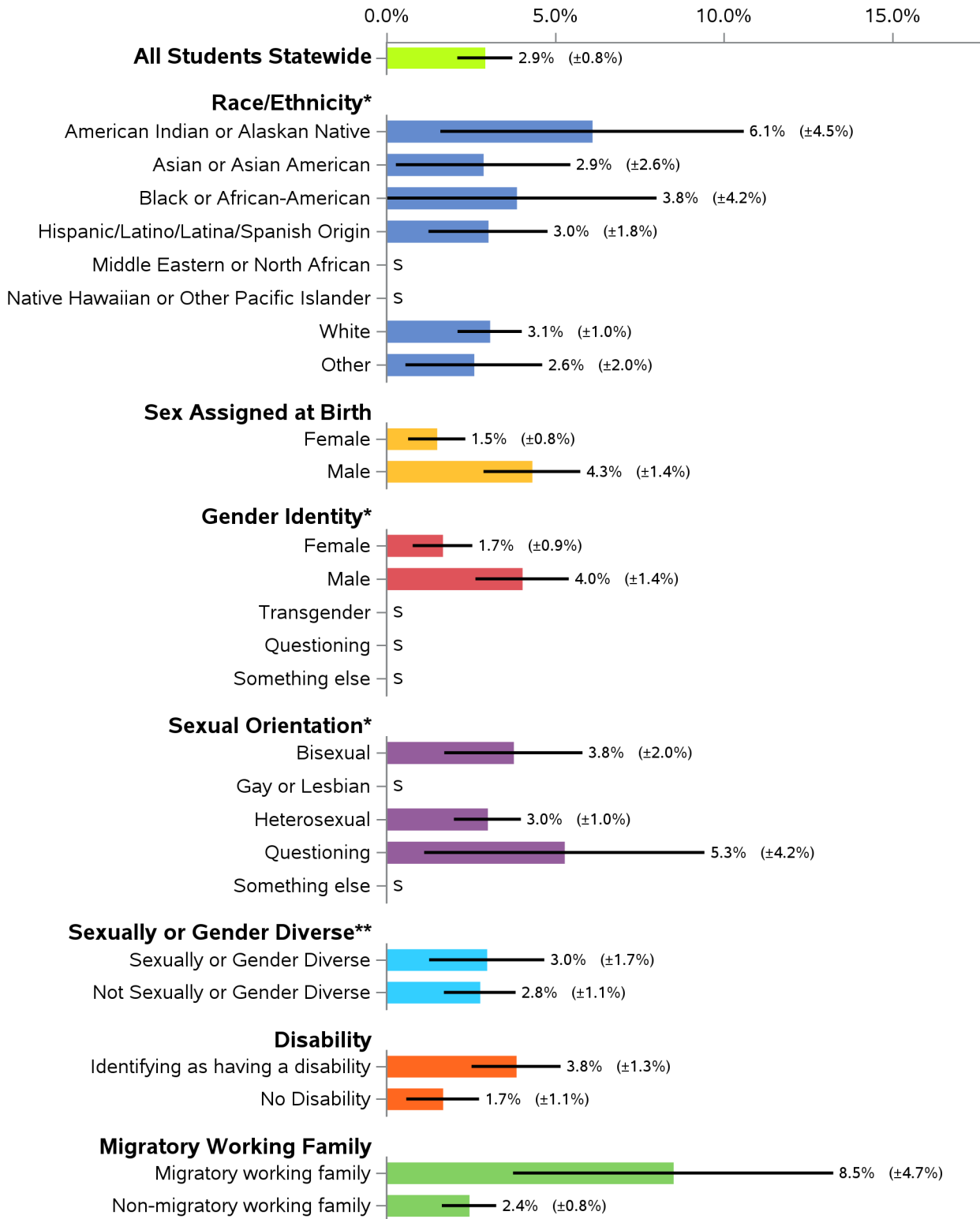
Prevalence is displayed with 95% confidence intervals (as ± or black bar)

Washington HYS results generated at www.AskHYS.net on 02-24-2024

▲ indicates a significant change from the previous year, p<0.05 Color indicates a positive or negative difference

Missing codes: S = result suppressed due to insufficient reporting from students of schools; N/G = grade not available; N/S = question was not surveyed this year; N/A = question was not asked of this grade.

Statewide Relationship between Current (past 30-days) Illegal Drug Use and Demographics, Grade 12, 2023



*Categories in this demographic factor are presented alone or in combination with other categories of the same factor; students who select more than one response are shown under each response.

**Sexually or gender diverse youth are defined as any student selecting "transgender", "questioning/not sure", "something else fits better", or multiple options for gender identity, or any student selecting "gay or lesbian", "bisexual", "questioning/not sure", "something else fits better", or multiple response options for sexual orientation.

S - results are suppressed because less than 5 students answered this way