







Safe Injection in 6 Steps

Before

-  Perform hand hygiene
-  Gather new needle and syringe **for every injection**
-  Check the label for:
 - Multi-dose or single dose
 - Expiration date
-  Disinfect vial stopper by **rubbing with alcohol**

After

-  Discard syringe and needle immediately in secured sharps container
-  Perform hand hygiene



DOH 420-635

Safe Injection in 6 Steps

Before

-  Perform hand hygiene
-  Gather new needle and syringe **for every injection**
-  Check the label for:
 - Multi-dose or single dose
 - Expiration date
-  Disinfect vial stopper by **rubbing with alcohol**

After

-  Discard syringe and needle immediately in secured sharps container
-  Perform hand hygiene



DOH 420-635

Safe Injection in 6 Steps

Before

-  Perform hand hygiene
-  Gather new needle and syringe **for every injection**
-  Check the label for:
 - Multi-dose or single dose
 - Expiration date
-  Disinfect vial stopper by **rubbing with alcohol**

After

-  Discard syringe and needle immediately in secured sharps container
-  Perform hand hygiene



DOH 420-635

Safe Injection in 6 Steps

Before

-  Perform hand hygiene
-  Gather new needle and syringe **for every injection**
-  Check the label for:
 - Multi-dose or single dose
 - Expiration date
-  Disinfect vial stopper by **rubbing with alcohol**





After

-  Discard syringe and needle immediately in secured sharps container
-  Perform hand hygiene



DOH 420-635

Safe Injection in 6 Steps

Before

-  Perform hand hygiene
-  Gather new needle and syringe **for every injection**
-  Check the label for:
 - Multi-dose or single dose
 - Expiration date
-  Disinfect vial stopper by **rubbing with alcohol**

After

-  Discard syringe and needle immediately in secured sharps container
-  Perform hand hygiene



DOH 420-635

Safe Injection in 6 Steps

Before

-  Perform hand hygiene
-  Gather new needle and syringe **for every injection**
-  Check the label for:
 - Multi-dose or single dose
 - Expiration date
-  Disinfect vial stopper by **rubbing with alcohol**

After

-  Discard syringe and needle immediately in secured sharps container
-  Perform hand hygiene



DOH 420-635

Safe Injection in 6 Steps

Before

-  Perform hand hygiene
-  Gather new needle and syringe **for every injection**
-  Check the label for:
 - Multi-dose or single dose
 - Expiration date
-  Disinfect vial stopper by **rubbing with alcohol**

After

-  Discard syringe and needle immediately in secured sharps container
-  Perform hand hygiene



DOH 420-635

Safe Injection in 6 Steps

Before

-  Perform hand hygiene
-  Gather new needle and syringe **for every injection**
-  Check the label for:
 - Multi-dose or single dose
 - Expiration date
-  Disinfect vial stopper by **rubbing with alcohol**

After

-  Discard syringe and needle immediately in secured sharps container
-  Perform hand hygiene

DOH 420-635