



Choose Safe Places

For Early Care and Education

Planning. Guidance. Protection.



RADON

Working Together to Protect Children's Health



Radon (Rn) is a naturally occurring radioactive gas that comes from the ground; there are always small levels of radon in the air around us. Exposure to high levels of radon can be a health risk over time and can cause lung cancer. Most radon exposure occurs inside buildings such as homes, schools, and workplaces. You can't smell or see radon, so the only way you know your level of exposure is to test.

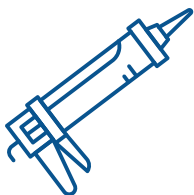
What do your radon test results mean?

Radon levels are measured in picocuries per liter (pCi/L) and the normal average level that we see in outdoor air is around 0.4 pCi/L. If levels of radon get above 2.0 pCi/L inside your childcare facility, it may be time to take action to reduce exposure to radon gas.

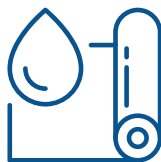
What happens if radon is found in my childcare facility?

Depending on your radon test results, there are many ways to decrease your exposure to radon.


For lower levels of exposure, here are four simple things you may be able to do yourself to make it harder for radon to get inside:



Caulk and seal cracks in your basement, foundation, and subfloor.



Install a good vapor barrier in your crawl space—you want a gas-tight barrier between the inside of your childcare and the ground underneath



Ensure foundation vents are clear and unobstructed



Increase air flow, when the weather permits, by opening windows for ventilation

RADON

For higher levels of exposure, you may need a professional to help reduce the amount of radon that can enter your home or increase ventilation to remove radon from your facility. Here are two sites to help you find a certified radon professional:

[Find a Radon Mitigation or Measurement Professional - NRPP](#)

[Find A Pro - National Radon Safety Board \(nrsb.org\)](#)



If you would like to receive a free Radon test kit for your childcare center, send us an e-mail with your contact information, mailing address and the physical address of where the test will be conducted. We have test kits available in English, Russian, Spanish, and Vietnamese. To request a kit or receive more information, contact us at wcsp@doh.wa.gov



You will need to place the kit in your center for 2-4 days, then immediately mail it to the laboratory to get an accurate reading. Detailed directions on how to conduct and send the test to the lab for analysis will be included in the test kit.

Learn More

[Radon | Washington State Department of Health](#)

[EPA: Find a Radon Test Kit or Measurement and Mitigation Professional | US EPA](#)

[Radon-Resistant Construction Basics and Techniques](#)



The Washington Choose Safe Places for Early Care and Education program is supported by funding through a cooperative agreement between the Washington State Department of Health and the Agency for Toxic Substances and Disease Registry (ATSDR).

For more information: [WCSP](#)