

LEGISLATIVE ANNUAL REPORT







FEDERAL FISCAL YEAR 2024

October 1, 2023 through September 30, 2024

Washington State WIC is a place where families get healthy food and a lot more. The WIC Program is for people who are pregnant, postpartum, breast/chest feeding, and infants and children under five. Almost half of all babies living in our state are on WIC.




DATA BY LEGISLATIVE DISTRICT

 DISTRICT	 TOTAL PARTICIPANTS	 INFANTS & CHILDREN	 WOMEN	 FOOD DOLLARS REDEEMED	 FRUITS & VEGETABLES
1	299	214	85	\$149,744	\$44,615
2	1,006	748	258	\$458,262	\$127,122
3	11,164	8,158	3,006	\$5,599,417	\$1,671,172
4	5,100	3,701	1,399	\$2,538,020	\$752,549
5	174	124	50	\$81,435.20	\$23,610
6	1,336	982	354	\$620,076	\$193,294
7	3,359	2,459	900	\$1,752,445	\$527,909
8	6,847	4,953	1,894	\$3,794,271	\$1,104,840
9	5,104	3,652	1,452	\$2,898,792	\$869,240
10	2,478	1,819	659	\$1,179,935	\$368,048
11	3,300	2,330	970	\$1,628,252	\$502,479
12	6,181	4,502	1,679	\$3,298,493	\$1,036,527
13	7,600	5,502	2,098	\$4,452,575	\$1,352,139
14	12,456	9,004	3,452	\$7,184,607	\$2,120,882
15	8,018	5,892	2,126	\$5,108,856	\$1,468,705
16	10,669	7,705	2,964	\$6,365,592	\$1,879,690
17	-	-	-	-	-
18	2,563	1,874	689	\$1,274,065	\$397,570
19	6,417	4,735	1,682	\$3,450,031	\$930,399
20	3,701	2,746	955	\$2,045,193	\$570,727
21	-	-	-	-	-
22	5,465	3,934	1,531	\$2,745,206	\$819,061
23	2,453	1,785	668	\$1,174,628	\$363,273

(continues on next page)

(continued from previous page)

 DISTRICT	 TOTAL PARTICIPANTS	 INFANTS & CHILDREN	 WOMEN	 FOOD DOLLARS REDEEMED	 FRUITS & VEGETABLES
24	2,661	1,930	731	\$1,288,122	\$375,058
25	4,894	3,551	1,343	\$2,451,281	\$691,485
26	3,871	2,820	1,051	\$1,870,156	\$542,291
27	6,476	4,639	1,837	\$3,371,997	\$960,918
28	3,622	2,618	1,004	\$1,671,016	\$519,294
29	11,066	7,996	3,070	\$5,714,316	\$1,645,689
30	4,785	3,364	1,421	\$2,494,836	\$750,768
31	585	415	170	\$216,613	\$57,765
32	3,777	2,683	1,094	\$1,821,809	\$565,714
33	6,327	4,531	1,796	\$3,222,818	\$1,052,915
34	4,043	2,859	1,184	\$1,998,473	\$597,019
35	1,680	1,173	507	\$781,541	\$223,239
36	870	556	314	\$345,002	\$102,751
37	4,977	3,578	1,399	\$2,731,272	\$801,595
38	10,151	7,342	2,809	\$5,073,370	\$1,556,421
39	3,355	2,414	941	\$1,729,888	\$504,224
40	4,993	3,600	1,393	\$2,580,382	\$839,892
41	1,919	1,334	585	\$932,660	\$284,761
42	4,134	2,947	1,187	\$1,953,450	\$644,007
43	732	500	232	\$349,841	\$105,487
44	408	292	116	\$208,393	\$58,749
45	1,713	1,212	501	\$824,779	\$250,358
46	2,198	1,529	669	\$1,085,776	\$348,859
47	10,720	7,685	3,035	\$5,743,848	\$1,729,642
48	-	-	-	-	-
49	8,173	5,959	2,214	\$4,110,431	\$1,295,494
STATEWIDE TOTAL	206,980	149,410	57,570	\$112,371,988	\$33,628,265

This report is based on the location of the WIC clinic where participants were seen and where the WIC benefits were issued. Incomplete and/or missing data are excluded. Only WIC clinics open during FFY24 are included. Districts without information do not have WIC clinics in their districts. **TOTAL PARTICIPANTS** is the number of women, infants, and children participating in WIC during FFY24. The total number statewide will be less than the sum across districts because participants who visit clinics in more than one district are only counted once in the statewide totals. **FOOD DOLLARS REDEEMED** is all food purchased by WIC participants during FFY24 except from the WIC Farmers Market Nutrition Program (FMNP) which is a separate grant. **FRUITS & VEGETABLES** dollars are a subset of total food dollars redeemed. Neither include FMNP dollars. For more details, contact WICDataRequests@doh.wa.gov.

This institution is an equal opportunity provider.
 Washington WIC doesn't discriminate.
 To request this document in another format, call 1-800-841-1410.
 Deaf or hard of hearing customers, please call 711 (Washington Relay)
 or email WICDataRequests@doh.wa.gov.

