

2023 Local Health Jurisdiction Public Health Expenditure Report



2023 Local Health Jurisdiction Public Health Expenditure Report

To request an Excel version
of this publication

Please Contact:

Department of Health, Financial Services

Nick Fidorra

LHJInvoice@doh.wa.gov

To request this document in another format, call 1-800-525-0127.
Deaf or hard of hearing customers, please call 711 (Washington Relay) or email
civil.rights@doh.wa.gov.

Introduction

The State Auditor's Office (SAO) collects information from local government via the Budgeting, Accounting and Reporting System (BARS). The Washington State Department of Health (DOH) compiles information submitted by local health jurisdictions to produce this *Local Health Jurisdiction Public Health Expenditure Report*. This report links revenue to expenditures for each local health jurisdiction (LHJ) and all LHJs in the aggregate.

The *Local Health Jurisdiction Public Health Expenditure Report* is an expenditure report by BARS expenditure code and source of funding. Instructions, codes and definitions can be found in the *BARS Supplemental Handbook for Public Health*, which is published on both the DOH and SAO websites. This funding report includes funds that are contracted through DOH Consolidated Contract, other DOH contracts, and revenue sources from outside of DOH which support public health services in the local health jurisdictions.

LHJs report to the DOH using the range of BARS revenue codes as defined by SAO. DOH combines these revenue codes into the five categories described below. The Matrix of BARS Revenue Code Placement on page 77 displays which revenue codes are combined into which categories.

The data input into this report are numbers directly reported by the Local Health Jurisdictions.

The major categories are:

Local Funded Expenditures -

Local Government Contributions - Includes county contributions. These funds provide a base level for incorporated city contributions and any other tax-based revenues.

Licenses, Permits & Fees - Licenses and Permits are generated from regulatory activities and usually a financing source provided through environmental health services. Fees are generated from charges for professional or other services provided through the health jurisdiction.

State Funded Expenditures - All funds received from the State, including funds from DOH, other State agencies, entitlements, State-funded grants and contracts.

Federal Funded Expenditures - All Federal funds received either directly or as a sub-recipient. This includes Medicaid Title XIX and Medicare which are fee-for-service reimbursement.

Other Funded Expenditures - Includes any funding that can't be identified as one of the above categories or is the amount of any fund balance carried into the next fiscal year.

The value of vaccine is not included in the totals since it is not a cash revenue source. It is provided to the local health jurisdictions as state and federal direct assistance.

BASIS OF ACCOUNTING

Please note that some LHJs report on a cash basis of accounting while others report on an accrual basis. For each individual LHJ, the basis of accounting is noted in the title of their report. The definition of each basis of accounting is provided below.

Accrual Basis of Accounting

Method of accounting that recognizes the financial effect of transactions, events, and inter-fund activities when they occur, regardless of the timing of related cash flows.

Cash Basis of Accounting

Basis of accounting that recognizes transactions or events when related cash amounts are received or disbursed.

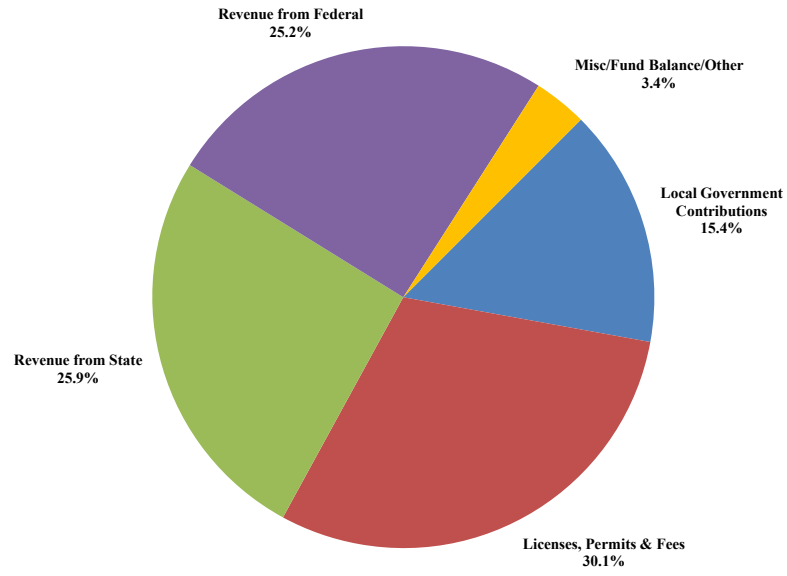
Source: Governmental Accounting, Auditing, and Financial Reporting by Stephen J. Gauthier

**2023 Expenditures by Expenditure by
Funding Sources
Summary for All Local Health Jurisdictions**

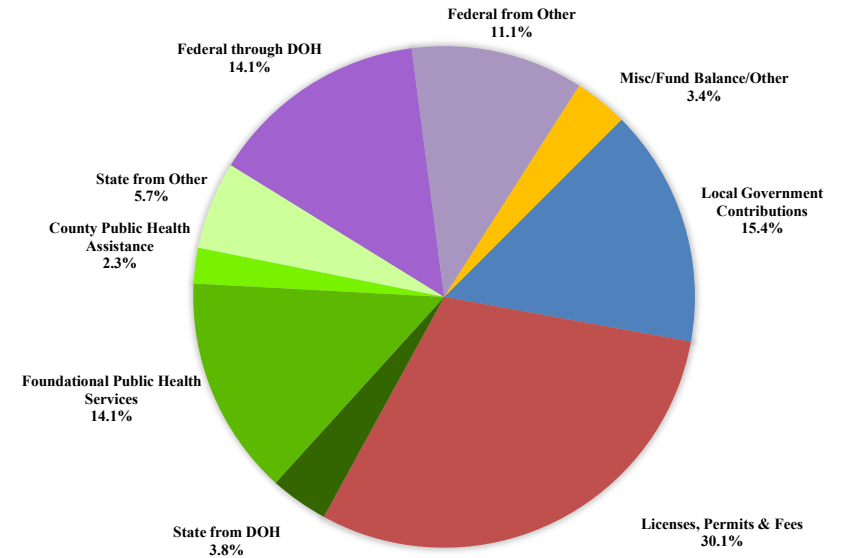
LHJ Basis of Accounting				Local		State				Federal		Other	Total Expenditures
		OFM April 2018 Population Estimate	FTE's	Local Government Contributions	Licenses, Permits & Fees	State from DOH	Foundational Public Health Services	County Public Health Assistance	State from Other	Federal through DOH	Federal from Other	Misc/Fund Balance/ Other	
Adams	Cash	20,900	10.5 Approved Bud	0	119,168	0	397,652	101,830	9,088	132,552	12,910	0	773,200
Asotin	Cash	22,500	10.0	50,100	133,599	0	(730,913)	0	1,299,937	483,720	0	0	1,236,443
Benton-Franklin	Cash	307,750	0.0	1,019,478	2,734,904	744,403	3,576,000	1,614,337	210,088	2,856,435	1,302,081	176,971	14,234,699
Chelan-Douglas	Cash	123,550	51.0	1,411,622	1,485,081	6,469	2,439,000	399,634	567,366	1,201,978	341,771	130,552	7,983,473
Clallam	Cash	77,750	25.1	1,645,935	918,368	209,687	1,429,639	291,401	103,111	520,008	69,685	670,439	5,858,273
Clark	Cash	513,100	0.0	0	0	0	0	0	0	0	0	0	0
Columbia	Cash	3,950	5.7	0	27,135	16,385	436,333	5,230	1,400	107,023	190,007	0	783,513
Cowlitz	Accrual	111,500	0.0	0	1,480,310	18,279	386,107	0	44,765	46,208	0	1,348,984	3,324,653
Garfield	Cash	2,300	4.2	16,250	43,249	16,406	269,245	8,059	5,839	148,976	42,579	0	550,603
Grant	Cash	100,800	45.0	8,446	1,044,790	0	2,991,409	0	611,488	1,778,153	0	0	6,434,287
Grays Harbor	Cash	76,050	36.5	779,200	113,981	243,562	2,214,576	258,462	901,886	816,570	1,540,257	124,881	6,993,374
Island	Accrual	87,100	59.0	841,131	1,521,321	45,893	1,736,740	685,150	608,280	1,152,287	218,655	120	6,809,577
Jefferson	Cash	33,100	61.6	782,659	2,307,019	668,460	1,883,000	39,000	693,372	700,568	887,568	4,957	7,966,602
Kitsap	Cash	277,700	119.3	2,403,406	3,788,356	802,898	3,189,701	997,476	458,375	3,096,676	292,597	928,103	15,957,588
Kittitas	Cash	45,225	26.5	103,453	721,958	91,524	1,400,500	199,039	80,882	777,708	158,755	34,183	3,568,002
Klickitat	Cash	23,000	24.0	0	0	91,126	1,062,922	0	0	547,796	0	0	1,701,844
Lewis	Cash	82,700	52.7	899,843	889,929	25,878	884,526	234,000	450,643	926,801	48,549	539	4,360,709
Lincoln	Cash	10,900	0.0	0	0	0	0	0	0	0	0	0	0
Mason	Cash	65,750	30.0	662,531	1,031,150	64,758	718,052	227,448	179,289	266,420	1,221,690	0	4,371,338
Northeast Tri	Cash	67,450	25.9	301,555	453,791	64,378	1,872,000	249,303	173,135	578,177	191,918	0	3,884,257
Okanogan	Cash	42,350	16.0	16,000	483,949	25,878	1,565,500	169,882	55,877	1,042,913	166,013	40,206	3,566,218
Pacific	Cash	23,425	23.9	0	19,852	36,798	1,451,587	0	54,913	535,391	6,632	1,994	2,107,166
San Juan	Cash	17,850	18.65 "regular" FTE	892,258	377,760	85,309	1,123,615	126,569	143,637	263,648	60,003	81,672	3,154,471
Seattle-King	Cash	2,287,050	1,611.0	65,061,918	114,620,321	12,827,788	18,236,055	408,467	1,250,044	43,232,885	41,218,399	10,731,322	307,587,199
Skagit	Cash	130,000	41.0	105,985	1,264,281	86,895	1,462,421	225,073	156,521	1,291,436	547,387	2,354,556	7,494,556
Skamania	Cash	130,000	0.0	0	0	0	0	0	0	0	0	0	0
Snohomish	Cash	837,800	160.1	295,285	6,236,954	209,111	7,969,947	3,433,291	551,931	2,925,748	1,962,692	(5,789,899)	17,795,060
Spokane	Cash	542,100	246.0	2,361,512	4,546,364	1,614,832	4,661,635	1,512,519	17,880,337	6,245,508	2,411,237	433,144	41,667,088
Tacoma-Pierce	Cash	928,200	378.0	3,873,321	16,737,878	1,268,731	8,347,719	435,940	1,987,806	3,648,710	8,297,473	4,503,828	49,101,406
Thurston	Cash	928,200	0.0	0	0	0	0	0	0	0	0	0	0
Wahkiakum	Cash	4,475	12.0	0	0	70,946	943,000	0	0	319,029	0	0	1,332,975
Walla Walla	Cash	62,100	0.0	0	0	0	0	0	0	0	0	0	0
Whatcom	Cash	226,300	135.0	1,424,719	2,322,608	769,032	3,189,947	0	2,633,690	1,548,223	409,024	2,757,207	15,054,449
Whitman	Cash	44,600	0.0	0	0	0	0	0	0	0	0	0	0
Yakima	Cash	258,100	45.8	129,677	1,177,971	688,626	3,179,995	1,052,482	237,483	975,945	9,900	501,832	7,953,912
Total		8,515,625	3,245.1	85,086,282	166,602,047	20,794,053	78,287,910	12,674,593	31,351,183	78,167,491	61,607,781	19,035,592	553,606,934

2023 Expenditures by Funding Sources - All Local Health Jurisdictions

SUMMARY



DETAIL



EXPENDITURE SUMMARY		
	Amount	Percentage
Local		
Local Government Contributions	85,086,282	15.4%
Licenses, Permits & Fees	166,602,047	30.1%
Local Funded Expenditures	251,688,330	45.5%
Revenue from State		
State from DOH	20,794,053	3.8%
Foundational Public Health Services	78,287,910	14.1%
County Public Health Assistance	12,674,593	2.3%
State from Other	31,351,183	5.7%
State Funded Expenditures	143,107,740	25.9%
Revenue from Federal		
Federal through DOH	78,167,491	14.1%
Federal from Other	61,607,781	11.1%
Federal Funded Expenditures	139,775,272	25.2%
Misc/Fund Balance/Other		
Other Funded Expenditures	19,035,592	3.4%
Total	553,606,934	100.0%

2023 Expenditures by Expenditure Codes and Funding Sources

Summary for All Local Health Jurisdictions

OFM April 2023 Population Estimate
FTE Count

8,515,625
3,245.1

Exp. Code	Expenditure Code Title	Local		State				Federal		Other	Total Expenditures
		Local Government Contributions	Licenses, Permits & Fees	State from DOH	Foundational Public Health Services	County Public Health Assistance	State from Other	Federal through DOH	Federal from Other	Misc/Fund Balance/ Other	
562.10	FPHS Epidemiology & Surveillance	5,074,694	1,092,572	706,923	5,979,726	383,342	230,000	580,438	3,091,667	1,397,291	18,536,653
562.11	FPHS Community Health Assessment	699,998	148,771	104,319	3,761,303	469,788	104,476	0	201,199	(233,304)	5,256,551
562.12	FPHS Emergency Preparedness and Response	45,324	314,157	50,530	1,506,154	105,926	28,548	18,139,329	6,708,806	1,021,045	27,919,818
562.13	FPHS Communication	787,643	1,000	0	2,205,958	316,390	0	0	350,230	500,023	4,161,244
562.14	FPHS Policy Development and Support	1,539,298	0	4,900	1,545,427	91,484	0	0	99,600	119,716	3,400,425
562.15	FPHS Community Partnership Development	6,825,630	0	73,597	1,430,338	7,822	6,736	292,500	3,300,826	253,597	12,191,046
562.16	FPHS Business Competencies	2,981,975	659,451	310,496	6,285,528	2,441,707	2,110,453	406,988	4,798,177	6,189,161	26,183,937
562.17	FPHS Technology	681,813	112,836	0	1,487,725	1,426,291	0	7,046	803,328	40,762	4,559,801
562.20	FPHS CD Data & Planning	0	0	0	2,114,712	72,326	0	3,028,791	0	376,815	5,592,643
562.21	FPHS Promote Immunizations	54,386	8,411	361,694	1,151,610	145,118	0	3,472,064	14,124	(708,221)	4,499,186
562.22	Immunizations - Vaccine for Children (VFC)	63,448	0	0	103,429	11,656	0	460,766	1,441	0	640,740
562.23	FPHS Disease Investigation - Tuberculosis (TB)	6,067,273	1,682,928	0	1,594,796	936,638	0	1,136,301	186,458	1,109,658	12,714,052
562.24	FPHS Disease Investigation - Hepatitis C	151,172	0	35,829	1,095,228	0	33,869	0	0	32,278	1,348,375
562.25	FPHS Disease Investigation - Syphilis, Gonorrhea	2,186,792	1,314,421	3,570,620	1,534,904	228,982	0	5,948,731	2,058,710	108,887	16,952,045
562.26	FPHS Disease Investigation - STD (other)	946,972	15,499	117,386	671,265	424,989	0	1,084,648	2,275,886	547,848	6,084,493
562.27	FPHS Disease Investigation - VPD	5	0	0	56,292	53,149	0	0	2,222	35,598	147,266
562.28	FPHS Disease Investigation - Enteric	32,837	0	0	19,281	93,673	0	0	26,016	84,036	255,843
562.29	FPHS Disease Investigation - General CD	131,512	72,206	416	17,065,732	279,702	85,033	12,806,027	4,731,357	(6,373,968)	28,798,016
562.30	Needle Exchange	467,497	627,012	739,039	0	88,959	8,394	94,580	4,727	1,803	2,032,010
562.32	Immunization-Value of Vaccine Furnished	0	0	0	0	0	0	0	0	0	0
562.40	FPHS EPH Data & Planning	112,962	36	8,088	2,717,506	70,838	0	0	34,470	347,409	3,291,309
562.41	FPHS Food	234,067	26,651,765	28,932	2,396,878	446,600	0	0	298,882	537	30,057,661
562.42	FPHS Recreational Water	2,269,246	2,473,883	124,506	70,764	386,570	55,671	88,785	35,905	129,333	5,634,665
562.43	FPHS Drinking Water Quality	212,213	3,931,605	413,508	931,262	65,335	136,993	9,450	34,102	656,032	6,390,500
562.44	FPHS On-Site Wastewater	576,123	11,383,853	493,902	3,268,064	740,033	25,671	367,270	73,989	498,408	17,427,313
562.45	FPHS Solid and Hazardous Waste	1,624,661	2,976,550	0	1,427,313	512,380	3,588,792	154,760	46,769	250,134	10,581,358
562.46	FPHS Schools	0	399,413	0	920,928	3,349	25,178	0	0	12,173	1,361,042
562.47	FPHS Temporary Worker Housing	0	0	0	211	0	0	0	0	0	211
562.48	FPHS Transient Accommodations	37,287	39,345	0	66,519	0	176,679	118,013	258,373	6,863	703,076
562.49	FPHS Smoking in Public Places	0	0	0	6,259	5,250	0	0	0	888	12,397
562.50	FPHS Other EPH Outbreak Investigations not covered	0	4,633	0	216,590	0	0	0	0	18,679	239,901
562.51	FPHS Zoonotics (includes vectors)	9,338	2,256,655	2,477,139	317,098	5,780	0	19,058	5,090	(2,175,359)	2,914,800
562.52	FPHS Radiation	0	0	0	61,889	0	0	0	0	0	61,889
562.53	FPHS Land Use Planning	6,230	979,623	37,488	235,333	76,118	0	72,979	0	90	1,407,861
562.54	Indoor Air (including asthma prevention)	0	54,253	0	6,083	38,586	0	1,372	725,953	24,898	851,146
562.55	Outdoor Air	781	37,339	0	7,153	2,952	0	(1,000)	0	1,000	48,225
562.56	Hazardous Chemicals and Other Substances and	26,992	350,740	5,515	2,178	12,134	501,980	0	1,091,272	155,789	2,146,600
562.57	Lead	822,076	0	0	20,865	5,692	0	0	347,427	69,390	1,265,449
562.58	Environmental Health Other	602,591	784,976	51,056	4,549,622	4,361	852,630	134,641	480,529	40,314	7,500,720
562.59	Other Environmental Health	438,165	7,651	0	0	0	0	0	0	0	445,816
562.60	FPHS MCH Data & Planning	3,340,606	42,262	0	1,650,319	424,978	907,564	775,317	505,907	886,361	8,533,314
562.61	Population-based maternal, child, adolescent and	1,625,329	124,574	14,648	714,437	2,778	243,214	927,509	784,704	181,421	4,618,615
562.62	Women, Infant & Children (WIC)	123,068	0	0	5,951	296,436	0	12,540,555	175,237	6,106,751	19,247,998
562.63	MCH Home Visiting	28,808,226	19,573,661	17,194	185,905	88,329	1,963,117	489,852	2,490,267	685,689	54,302,239
562.70	FPHS Chronic Disease, Injury & Violence Prevention	337,633	0	0	2,291,696	0	25,466	106,291	8,154	270,465	3,039,705

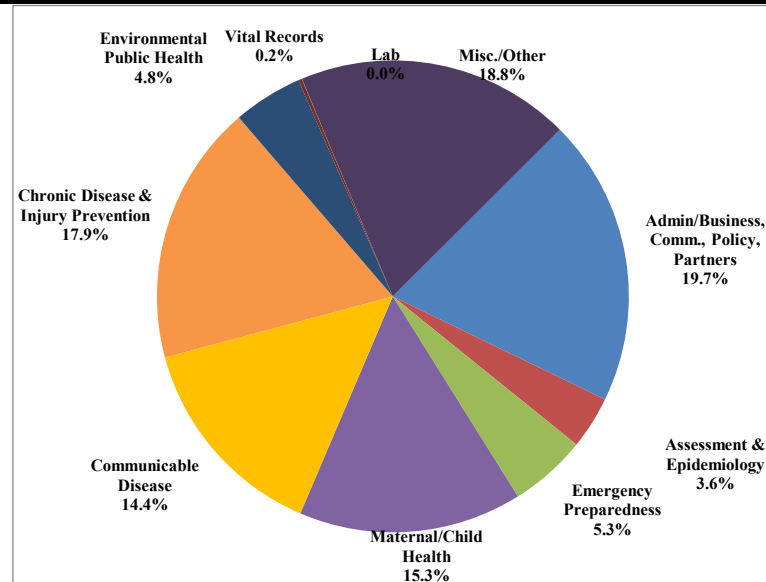
2023 Expenditures by Expenditure Codes and Funding Sources Summary for All Local Health Jurisdictions

OFM April 2023 Population Estimate
FTE Count

8,515,625
3,245.1

Exp. Code	Expenditure Code Title	Local		State				Federal		Other	Total Expenditures
		Local Government Contributions	Licenses, Permits & Fees	State from DOH	Foundational Public Health Services	County Public Health Assistance	State from Other	Federal through DOH	Federal from Other	Misc/Fund Balance/ Other	
562	Public Health Sub-Total	69,945,860	78,122,080	9,747,727	71,680,230	10,766,442	11,110,463	63,263,061	36,051,804	12,670,287	363,357,953
562.71	Chronic Disease Prevention	1,095,192	205,997	726,861	1,749,501	29,752	9,860	3,215,552	2,898,854	54,253	9,985,823
562.72	Tobacco and Vapor Prevention and Education	52,522	377,514	1,312,358	4,497	23,170	420,360	211,943	0	5	2,402,367
562.73	Marijuana Prevention	58,256	0	376,788	9,696	13,406	538,702	0	28,870	45,875	1,071,593
562.74	Violence & Injury Prevention	1,541,139	207,370	442,506	1,135,035	458,601	209,828	514,853	1,828,657	690,742	7,028,731
562.75	Suicide Prevention and Outreach	100,597	0	0	(17,702)	1,720	0	0	0	1,859	86,474
562.76	Substance Use Disorder Prevention and Outrea	680,008	4,923,578	663,718	502,507	38,815	945,527	1,338,999	3,144,063	(36,368)	12,200,846
562.80	FPHS Access/Linkage with medical, Oral and B	1,838,760	2,430,976	0	1,456,681	43,100	17,294	878,770	252,920	142,044	7,060,544
562.81	Children with Special Health Care Needs (CSH	117,862	293,988	22,020	230,854	412,685	16,893,552	1,498,487	776,043	195,779	20,441,270
562.82	Oral Health	54,007	15,124,719	0	28,004	29,424	178,998	764,268	697,713	33,132	16,910,264
562.83	Clinical Services - Immunizations	61,359	291,502	28,769	28,821	345,709	0	220,664	25,818	93,329	1,095,971
562.84	Clinical Services - Communicable Disease	672,668	3,578,606	470,508	441,572	49	0	718,209	7,283,319	49,109	13,214,041
562.85	Clical Services - Chronic Disease	0	0	499,108	0	1,129	0	242,378	9,690	5,312	757,617
562.86	Clinical Services - Family Planning - NonTitle	223,260	1,971,601	5,270,752	0	169,838	0	1,363,353	312	171,839	9,170,955
562.87	Clinical Services - Family Planning - Title X	18,000	0	0	0	0	0	31,638	247,833	0	297,470
562.88	Clinical Services - Other	8,353,017	49,813,367	1,167,841	322,624	101,565	1,026,519	3,296,953	7,996,286	4,855,838	76,934,010
562.90	FPHS Vital Records	50,268	4,478,596	0	223,423	65,921	0	43,302	0	(55,879)	4,805,630
562.91	FPHS Laboratory - Centralized	0	0	0	0	0	0	185,000	0	0	185,000
562.92	FPHS Laboratory	20,530	0	13,476	59,523	0	0	99,122	0	0	192,651
562.93	Lab - Other/Non-FPHS	58,457	412,476	0	0	173,267	0	141,728	0	0	785,928
562.94	Pharmacy (for expenditures not already capture	63,458	3,674,162	46,371	432,644	0	0	139,213	365,600	118,402	4,839,851
	Other	81,062	695,518	5,250	0	0	81	0	0	34	781,944
	Total	85,086,282	166,602,047	20,794,053	78,287,910	12,674,593	31,351,183	78,167,491	61,607,781	19,035,592	553,606,934

PUBLIC HEALTH EXPENDITURE SUMMARY - (BARS 562 only)			
	BARS 562.xx	Amount	Percentage
Admin/Business, Comm., Policy, Partners	10-15	71,465,737	19.7%
Assessment & Epidemiology	79-80	13,151,929	3.6%
Emergency Preparedness	88	19,247,998	5.3%
Maternal/Child Health	22-29	55,538,735	15.3%
Communicable Disease	32-39	52,237,664	14.4%
Chronic Disease & Injury Prevention	41-49	64,833,457	17.9%
Environmental Public Health	52-60	17,282,535	4.8%
Vital Records	71	851,146	0.2%
Lab	72	48,225	0.0%
Misc./Other	73,74,78,90,99	68,254,713	18.8%
Public Health Sub-Total		362,912,137	100.0%



Expenditures by Expenditure Codes and Revenue Source

2023

ADAMS

OFM April 2023 Population Estimate

20,900

FTE Count

10.5 Approved Budgeted Positions (4 FTE's unfilled during 2023)

Basis of Accounting:

Cash

Exp. Code	Expenditure Code Title	Local		State				Federal		Other	Total Expenditures
		Local Government Contributions	Licenses, Permits & Fees	State from DOH	Foundational Public Health Services	County Public Health Assistance	State from Other	Federal through DOH	Federal from Other	Misc/Fund Balance/ Other	
562.10	FPHS Epidemiology & Surveillance	0	0	0	3,056	0	0	0	0	0	3,056
562.11	FPHS Community Health Assessment	0	0	0	6,181	0	0	0	0	0	6,181
562.12	FPHS Emergency Preparedness and Response	0	0	0	0	0	0	9,402	0	0	9,402
562.13	FPHS Communication	0	0	0	291	0	0	0	0	0	291
562.14	FPHS Policy Development and Support	0	0	0	332	0	0	0	0	0	332
562.15	FPHS Community Partnership Development	0	0	0	14,884	0	0	0	0	0	14,884
562.16	FPHS Business Competencies	0	0	0	156,875	30,568	0	0	0	0	187,443
562.17	FPHS Technology	0	0	0	491	0	0	0	0	0	491
562.20	FPHS CD Data & Planning	0	0	0	3,424	0	0	0	0	0	3,424
562.21	FPHS Promote Immunizations	0	0	0	32,994	362	0	4,276	0	0	37,631
562.22	Immunizations - Vaccine for Children (VFC)	0	0	0	0	0	0	0	0	0	0
562.23	FPHS Disease Investigation - Tuberculosis (TB)	0	0	0	49,824	0	0	0	0	0	49,824
562.24	FPHS Disease Investigation - Hepatitis C	0	0	0	690	0	0	0	0	0	690
562.25	FPHS Disease Investigation - Syphilis, Gonorrhea and HIV	0	0	0	3,422	0	0	0	0	0	3,422
562.26	FPHS Disease Investigation - STD (other)	0	0	0	22,994	0	0	0	0	0	22,994
562.27	FPHS Disease Investigation - VPD	0	0	0	1,915	0	0	0	0	0	1,915
562.28	FPHS Disease Investigation - Enteric	0	0	0	6,334	0	0	0	0	0	6,334
562.29	FPHS Disease Investigation - General CD	0	0	0	33,670	0	0	28,694	0	0	62,365
562.30	Needle Exchange	0	0	0	0	0	0	0	0	0	0
562.32	Immunization-Value of Vaccine Furnished										
562.40	FPHS EPH Data & Planning	0	0	0	0	0	0	0	0	0	0
562.41	FPHS Food	0	80,193	0	20,028	0	0	0	0	0	100,222
562.42	FPHS Recreational Water	0	1,370	0	0	0	0	0	0	0	1,370
562.43	FPHS Drinking Water Quality	0	0	0	855	0	0	0	0	0	855
562.44	FPHS On-Site Wastewater	0	17,863	0	20,635	0	0	0	0	0	38,498
562.45	FPHS Solid and Hazardous Waste	0	0	0	0	0	2,251	0	0	0	2,251
562.46	FPHS Schools	0	0	0	161	0	0	0	0	0	161
562.47	FPHS Temporary Worker Housing	0	0	0	0	0	0	0	0	0	0
562.48	FPHS Transient Accommodations	0	0	0	0	0	0	0	0	0	0
562.49	FPHS Smoking in Public Places	0	0	0	0	0	0	0	0	0	0
562.50	FPHS Other EPH Outbreak Investigations not captured	0	0	0	0	0	0	0	0	0	0
562.51	FPHS Zoonotics (includes vectors)	0	0	0	633	0	0	0	0	0	633
562.52	FPHS Radiation	0	0	0	0	0	0	0	0	0	0
562.53	FPHS Land Use Planning	0	0	0	0	0	0	0	0	0	0
562.54	Indoor Air (including asthma prevention)	0	0	0	0	78	0	0	0	0	78
562.55	Outdoor Air	0	0	0	0	0	0	0	0	0	0
562.56	Hazardous Chemicals and Other Substances and Sites	0	0	0	0	0	0	0	0	0	0
562.57	Lead	0	0	0	0	0	0	0	0	0	0
562.58	Environmental Health Other	0	0	0	36	0	0	0	0	0	36
562.59	Other Environmental Health										
562.60	FPHS MCH Data & Planning	0	0	0	0	0	0	0	0	0	0
562.61	Population-based maternal, child, adolescent and family health	0	0	0	0	0	0	0	0	0	0
562.62	Women, Infant & Children (WIC)	0	0	0	0	61,199	0	90,179	0	0	151,378
562.63	MCH Home Visiting	0	0	0	0	0	0	0	0	0	0
562.70	FPHS Chronic Disease, Injury & Violence Prevention Data &	0	0	0	172	0	0	0	0	0	172
562.00	Public Health Sub-Total	0	99,427	0	379,897	92,207	2,251	132,552	0	0	706,333

Expenditures by Expenditure Codes and Revenue Source

2023

ADAMS

OFM April 2023 Population Estimate

20,900

FTE Count

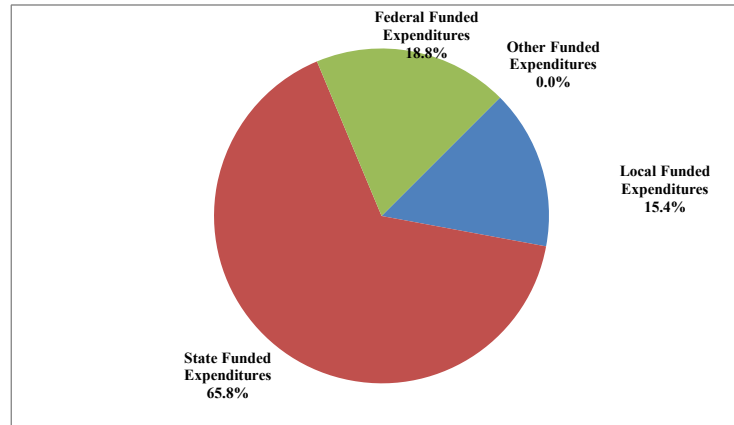
10.5 Approved Budgeted Positions (4 FTE's unfilled during 2023)

Basis of Accounting:

Cash

Exp. Code	Expenditure Code Title	Local		State				Federal		Other	Total Expenditures
		Local Government Contributions	Licenses, Permits & Fees	State from DOH	Foundational Public Health Services	County Public Health Assistance	State from Other	Federal through DOH	Federal from Other	Misc/Fund Balance/ Other	
562.71	Chronic Disease Prevention	0	0	0	0	0	0	0	0	0	0
562.72	Tobacco and Vapor Prevention and Education	0	0	0	0	0	0	0	0	0	0
562.73	Marijuana Prevention	0	0	0	0	0	0	0	0	0	0
562.74	Violence & Injury Prevention	0	0	0	25	0	0	0	0	0	25
562.75	Suicide Prevention and Outreach	0	0	0	0	0	0	0	0	0	0
562.76	Substance Use Disorder Prevention and Outreach	0	0	0	0	0	0	0	0	0	0
562.80	FPHS Access/Linkage with medical, Oral and Behavioral Health	0	0	0	3,004	0	3,418	0	5,427	0	11,849
562.81	Children with Special Health Care Needs (CSHCN)	0	0	0	0	0	0	0	0	0	0
562.82	Oral Health	0	0	0	0	308	3,418	0	5,427	0	9,153
562.83	Clinical Services - Immunizations	0	3,177	0	0	9,315	0	0	2,056	0	14,548
562.84	Clinical Services - Communicable Disease	0	0	0	0	0	0	0	0	0	0
562.85	Clinical Services - Chronic Disease	0	0	0	0	0	0	0	0	0	0
562.86	Clinical Services - Family Planning - NonTitle X	0	0	0	0	0	0	0	0	0	0
562.87	Clinical Services - Family Planning - Title X	0	0	0	0	0	0	0	0	0	0
562.88	Clinical Services - Other	0	0	0	0	0	0	0	0	0	0
562.90	FPHS Vital Records	0	16,565	0	14,727	0	0	0	0	0	31,292
562.91	FPHS Laboratory - Centralized	0	0	0	0	0	0	0	0	0	0
562.92	FPHS Laboratory	0	0	0	0	0	0	0	0	0	0
562.93	Lab - Other/Non-FPHS	0	0	0	0	0	0	0	0	0	0
562.94	Pharmacy (for expenditures not already captured in a program)	0	0	0	0	0	0	0	0	0	0
Total		0	119,168	0	397,652	101,830	9,088	132,552	12,910	0	773,200

EXPENDITURE SUMMARY		
	Amount	Percentage
Local		
Local Government Contributions	0	0.0%
Licenses, Permits & Fees	119,168	15.4%
Local Funded Expenditures	119,168	15.4%
State		
State from DOH	0	0.0%
Foundational Public Health Services	397,652	51.4%
County Public Health Assistance	101,830	13.2%
State from Other	9,088	1.2%
State Funded Expenditures	508,570	65.8%
Federal		
Federal through DOH	132,552	17.1%
Federal from Other	12,910	1.7%
Federal Funded Expenditures	145,462	18.8%
Misc/Fund Balance/Other		
Other Funded Expenditures	0	0.0%
Total	773,200	100.0%



Expenditures by Expenditure Codes and Revenue Source

2023

ADAMS

OFM April 2023 Population Estimate
FTE Count

22,500
10.00

Basis of Accounting: Cash

Exp. Code	Expenditure Code Title	Local		State				Federal		Other	Total Expenditures
		Local Government Contributions	Licenses, Permits & Fees	State from DOH	Foundational Public Health Services	County Public Health Assistance	State from Other	Federal through DOH	Federal from Other	Misc/Fund Balance/ Other	
562.10	FPHS Epidemiology & Surveillance	0	0	0	0	0	0	0	0	0	0
562.11	FPHS Community Health Assessment	0	0	0	(80,702)	0	0	0	0	0	(80,702)
562.12	FPHS Emergency Preparedness and Response	0	0	0	(9,516)	0	0	35,491	0	0	25,974
562.13	FPHS Communication	0	0	0	(461)	0	0	0	0	0	(461)
562.14	FPHS Policy Development and Support	0	0	0	(43,110)	0	0	0	0	0	(43,110)
562.15	FPHS Community Partnership Development	0	0	0	(73,440)	0	0	0	0	0	(73,440)
562.16	FPHS Business Competencies	50,100	0	0	(507,702)	0	1,289,571	433	0	0	832,402
562.17	FPHS Technology	0	0	0	(5,150)	0	0	0	0	0	(5,150)
562.20	FPHS CD Data & Planning	0	0	0	(17)	0	0	0	0	0	(17)
562.21	FPHS Promote Immunizations	0	0	0	(133)	0	0	0	0	0	(133)
562.22	Immunizations - Vaccine for Children (VFC)	0	0	0	(9,054)	0	0	0	0	0	(9,054)
562.23	FPHS Disease Investigation - Tuberculosis (TB)	0	0	0	(892)	0	0	0	0	0	(892)
562.24	FPHS Disease Investigation - Hepatitis C	0	0	0	(171)	0	0	0	0	0	(171)
562.25	FPHS Disease Investigation - Syphilis, Gonorrhea and HIV	0	0	0	(163)	0	0	0	0	0	(163)
562.26	FPHS Disease Investigation - STD (other)	0	0	0	(895)	0	0	0	0	0	(895)
562.27	FPHS Disease Investigation - VPD	0	0	0	0	0	0	0	0	0	0
562.28	FPHS Disease Investigation - Enteric	0	0	0	(565)	0	0	0	0	0	(565)
562.29	FPHS Disease Investigation - General CD	0	0	0	(1,142)	0	0	274,738	0	0	273,596
562.30	Needle Exchange	0	0	0	0	0	0	0	0	0	0
562.32	Immunization-Value of Vaccine Furnished										
562.40	FPHS EPH Data & Planning	0	0	0	(20,293)	0	0	0	0	0	(20,293)
562.41	FPHS Food	0	63,076	0	44,747	0	0	0	0	0	107,823
562.42	FPHS Recreational Water	0	5,400	0	4,545	0	0	0	0	0	9,945
562.43	FPHS Drinking Water Quality	0	0	0	(48)	0	0	0	0	0	(48)
562.44	FPHS On-Site Wastewater	0	35,620	0	(7,848)	0	0	0	0	0	27,772
562.45	FPHS Solid and Hazardous Waste	0	21,567	0	(6,858)	0	10,366	5,143	0	0	30,217
562.46	FPHS Schools	0	0	0	(127)	0	0	0	0	0	(127)
562.47	FPHS Temporary Worker Housing	0	0	0	0	0	0	0	0	0	0
562.48	FPHS Transient Accommodations	0	0	0	0	0	0	0	0	0	0
562.49	FPHS Smoking in Public Places	0	0	0	0	0	0	0	0	0	0
562.50	FPHS Other EPH Outbreak Investigations not captured	0	0	0	0	0	0	0	0	0	0
562.51	FPHS Zoonotics (includes vectors)	0	0	0	(2,576)	0	0	0	0	0	(2,576)
562.52	FPHS Radiation	0	0	0	0	0	0	0	0	0	0
562.53	FPHS Land Use Planning	0	0	0	0	0	0	0	0	0	0
562.54	Indoor Air (including asthma prevention)	0	0	0	(87)	0	0	0	0	0	(87)
562.55	Outdoor Air	0	0	0	(444)	0	0	0	0	0	(444)
562.56	Hazardous Chemicals and Other Substances and Sites	0	0	0	0	0	0	0	0	0	0
562.57	Lead	0	0	0	(975)	0	0	0	0	0	(975)
562.58	Environmental Health Other	0	0	0	(406)	0	0	0	0	0	(406)
562.59	Other Environmental Health										
562.60	FPHS MCH Data & Planning	0	0	0	(16)	0	0	0	0	0	(16)
562.61	Population-based maternal, child, adolescent and family health	0	0	0	0	0	0	(3,556)	0	0	(3,556)
562.62	Women, Infant & Children (WIC)	0	0	0	0	0	0	117,165	0	0	117,165
562.63	MCH Home Visiting	0	0	0	0	0	0	0	0	0	0
562.70	FPHS Chronic Disease, Injury & Violence Prevention Data &	0	0	0	(1,036)	0	0	0	0	0	(1,036)
562.00	Public Health Sub-Total	50,100	125,662	0	(724,532)	0	1,299,937	429,413	0	0	1,180,581

Expenditures by Expenditure Codes and Revenue Source

2023

ADAMS

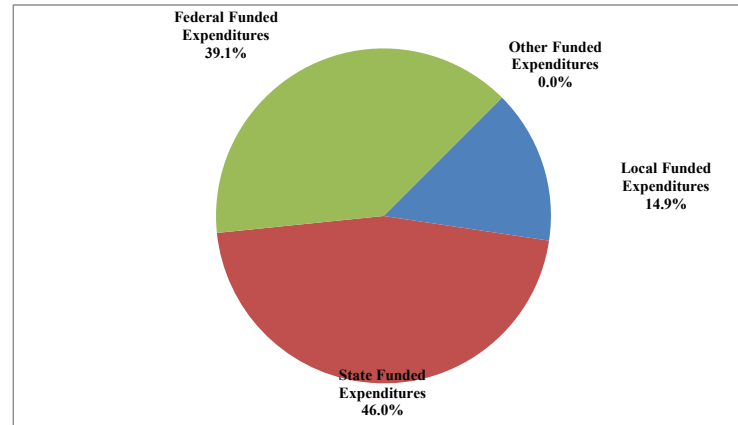
OFM April 2023 Population Estimate
FTE Count

22,500
10.00

Basis of Accounting: Cash

Exp. Code	Expenditure Code Title	Local		State				Federal		Other	Total Expenditures
		Local Government Contributions	Licenses, Permits & Fees	State from DOH	Foundational Public Health Services	County Public Health Assistance	State from Other	Federal through DOH	Federal from Other	Misc/Fund Balance/ Other	
562.71	Chronic Disease Prevention	0	0	0	(170)	0	0	0	0	0	(170)
562.72	Tobacco and Vapor Prevention and Education	0	0	0	(1,645)	0	0	0	0	0	(1,645)
562.73	Marijuana Prevention	0	0	0	0	0	0	0	0	0	0
562.74	Violence & Injury Prevention	0	0	0	(119)	0	0	0	0	0	(119)
562.75	Suicide Prevention and Outreach	0	0	0	(19,578)	0	0	0	0	0	(19,578)
562.76	Substance Use Disorder Prevention and Outreach	0	0	0	(14,441)	0	0	0	0	0	(14,441)
562.80	FPHS Access/Linkage with medical, Oral and Behavioral Health	0	0	0	(540)	0	0	22,993	0	0	22,452
562.81	Children with Special Health Care Needs (CSHCN)	0	0	0	25,642	0	0	31,314	0	0	56,956
562.82	Oral Health	0	0	0	0	0	0	0	0	0	0
562.83	Clinical Services - Immunizations	0	0	0	(22)	0	0	0	0	0	(22)
562.84	Clinical Services - Communicable Disease	0	0	0	(116)	0	0	0	0	0	(116)
562.85	Clinical Services - Chronic Disease	0	0	0	0	0	0	0	0	0	0
562.86	Clinical Services - Family Planning - NonTitle X	0	0	0	0	0	0	0	0	0	0
562.87	Clinical Services - Family Planning - Title X	0	0	0	0	0	0	0	0	0	0
562.88	Clinical Services - Other	0	0	0	0	0	0	0	0	0	0
562.90	FPHS Vital Records	0	7,937	0	4,608	0	0	0	0	0	12,545
562.91	FPHS Laboratory - Centralized	0	0	0	0	0	0	0	0	0	0
562.92	FPHS Laboratory	0	0	0	0	0	0	0	0	0	0
562.93	Lab - Other/Non-FPHS	0	0	0	0	0	0	0	0	0	0
562.94	Pharmacy (for expenditures not already captured in a program)	0	0	0	0	0	0	0	0	0	0
Total		50,100	133,599	0	(730,913)	0	1,299,937	483,720	0	0	1,236,443

EXPENDITURE SUMMARY		
	Amount	Percentage
Local		
Local Government Contributions	50,100	4.1%
Licenses, Permits & Fees	133,599	10.8%
Local Funded Expenditures	183,699	14.9%
State		
State from DOH	0	0.0%
Foundational Public Health Services	(730,913)	-59.1%
County Public Health Assistance	0	0.0%
State from Other	1,299,937	105.1%
State Funded Expenditures	569,024	46.0%
Federal		
Federal through DOH	483,720	39.1%
Federal from Other	0	0.0%
Federal Funded Expenditures	483,720	39.1%
Misc/Fund Balance/Other		
Other Funded Expenditures	0	0.0%
Total	1,236,443	100.0%



Expenditures by Expenditure Codes and Revenue Source

2023

ADAMS

OFM April 2023 Population Estimate

307,750

FTE Count

0.0

Basis of Accounting:

Cash

Exp. Code	Expenditure Code Title	Local		State				Federal		Other	Total Expenditures
		Local Government Contributions	Licenses, Permits & Fees	State from DOH	Foundational Public Health Services	County Public Health Assistance	State from Other	Federal through DOH	Federal from Other	Misc/Fund Balance/ Other	
562.10	FPHS Epidemiology & Surveillance	0	0	0	339,641	0	0	0	0	0	339,641
562.11	FPHS Community Health Assessment	0	0	0	18,061	0	0	0	0	0	18,061
562.12	FPHS Emergency Preparedness and Response	0	0	0	8,181	0	0	213,931	0	0	222,112
562.13	FPHS Communication	0	0	0	266,979	0	0	0	0	0	266,979
562.14	FPHS Policy Development and Support	0	0	0	1,034	0	0	0	0	0	1,034
562.15	FPHS Community Partnership Development	0	0	0	129,204	0	0	0	0	0	129,204
562.16	FPHS Business Competencies	123,147	0	0	359,452	911,637	0	0	0	176,971	1,571,207
562.17	FPHS Technology	0	0	0	418,173	0	0	0	0	0	418,173
562.20	FPHS CD Data & Planning	0	0	0	8,011	0	0	0	0	0	8,011
562.21	FPHS Promote Immunizations	0	0	0	4,018	0	0	0	0	0	4,018
562.22	Immunizations - Vaccine for Children (VFC)	0	0	0	32,393	0	0	84,873	0	0	117,267
562.23	FPHS Disease Investigation - Tuberculosis (TB)	65,042	9,006	0	41,778	0	0	0	0	0	115,826
562.24	FPHS Disease Investigation - Hepatitis C	0	0	0	62,776	0	0	0	0	0	62,776
562.25	FPHS Disease Investigation - Syphilis, Gonorrhea and HIV	0	0	0	0	0	0	0	0	0	0
562.26	FPHS Disease Investigation - STD (other)	0	0	0	61,517	0	0	0	0	0	61,517
562.27	FPHS Disease Investigation - VPD	0	0	0	753	0	0	0	0	0	753
562.28	FPHS Disease Investigation - Enteric	0	0	0	1,503	0	0	0	0	0	1,503
562.29	FPHS Disease Investigation - General CD	0	0	0	457,941	0	0	984,392	0	0	1,442,332
562.30	Needle Exchange	0	0	0	0	0	0	0	0	0	0
562.32	Immunization-Value of Vaccine Furnished										
562.40	FPHS EPH Data & Planning	0	0	0	116,999	0	0	0	0	0	116,999
562.41	FPHS Food	0	1,055,683	0	0	236,319	0	0	0	0	1,292,002
562.42	FPHS Recreational Water	0	68,666	0	0	0	0	0	0	0	68,666
562.43	FPHS Drinking Water Quality	0	31,410	25,878	10,551	0	0	0	0	0	67,839
562.44	FPHS On-Site Wastewater	0	379,870	0	428,882	0	0	0	0	0	808,752
562.45	FPHS Solid and Hazardous Waste	0	38,710	0	0	44,848	129,896	0	0	0	213,453
562.46	FPHS Schools	0	5,200	0	142,792	0	0	0	0	0	147,992
562.47	FPHS Temporary Worker Housing	0	0	0	0	0	0	0	0	0	0
562.48	FPHS Transient Accommodations	0	0	0	0	0	0	0	0	0	0
562.49	FPHS Smoking in Public Places	0	0	0	144	0	0	0	0	0	144
562.50	FPHS Other EPH Outbreak Investigations not captured	0	0	0	3,892	0	0	0	0	0	3,892
562.51	FPHS Zoonotics (includes vectors)	0	0	0	48,003	0	0	0	0	0	48,003
562.52	FPHS Radiation	0	0	0	20,870	0	0	0	0	0	20,870
562.53	FPHS Land Use Planning	0	0	0	11,107	0	0	0	0	0	11,107
562.54	Indoor Air (including asthma prevention)	0	0	0	0	348	0	0	0	0	348
562.55	Outdoor Air	0	0	0	0	117	0	0	0	0	117
562.56	Hazardous Chemicals and Other Substances and Sites	0	0	0	0	0	0	0	0	0	0
562.57	Lead	0	0	0	8,700	0	0	0	0	0	8,700
562.58	Environmental Health Other	0	0	0	119,285	0	0	0	0	0	119,285
562.59	Other Environmental Health										
562.60	FPHS MCH Data & Planning	0	0	0	286,980	0	0	0	0	0	286,980
562.61	Population-based maternal, child, adolescent and family health	0	0	0	0	0	0	185,940	390	0	186,331
562.62	Women, Infant & Children (WIC)	0	0	0	0	0	0	1,118,724	156,438	0	1,275,162
562.63	MCH Home Visiting	330,770	0	0	0	18,949	0	0	955,002	0	1,304,721
562.70	FPHS Chronic Disease, Injury & Violence Prevention Data &	0	0	0	99,995	0	0	0	0	0	99,995
562.00	Public Health Sub-Total	518,960	1,588,545	25,878	3,509,616	1,212,217	129,896	2,587,860	1,111,831	176,971	10,861,774

Expenditures by Expenditure Codes and Revenue Source

2023

ADAMS

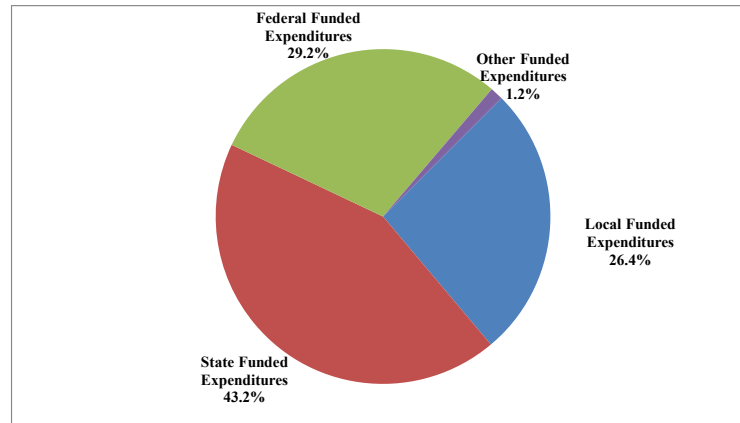
OFM April 2023 Population Estimate
FTE Count

307,750
0.0

Basis of Accounting: Cash

Exp. Code	Expenditure Code Title	Local		State				Federal		Other	Total Expenditures
		Local Government Contributions	Licenses, Permits & Fees	State from DOH	Foundational Public Health Services	County Public Health Assistance	State from Other	Federal through DOH	Federal from Other	Misc/Fund Balance/ Other	
562.71	Chronic Disease Prevention	94,817	0	5,400	0	0	0	0	0	0	100,217
562.72	Tobacco and Vapor Prevention and Education	0	0	0	0	0	0	0	0	0	0
562.73	Marijuana Prevention	0	0	8,942	0	0	80,193	0	28,870	0	118,005
562.74	Violence & Injury Prevention	154,817	0	3,206	0	0	0	0	12,394	0	170,417
562.75	Suicide Prevention and Outreach	100,597	0	0	0	0	0	0	0	0	100,597
562.76	Substance Use Disorder Prevention and Outreach	53,279	0	0	0	0	0	92,466	0	0	145,746
562.80	FPHS Access/Linkage with medical, Oral and Behavioral Health	0	0	0	62,676	0	0	0	0	0	62,676
562.81	Children with Special Health Care Needs (CSHCN)	5,394	0	0	0	0	0	94,063	0	0	99,457
562.82	Oral Health	0	26,028	0	0	0	0	0	23,085	0	49,113
562.83	Clinical Services - Immunizations	0	199,679	0	0	228,853	0	82,045	0	0	510,577
562.84	Clinical Services - Communicable Disease	18,920	0	0	0	0	0	0	0	0	18,920
562.85	Clinical Services - Chronic Disease	0	0	0	0	0	0	0	0	0	0
562.86	Clinical Services - Family Planning - NonTitle X	0	0	0	0	0	0	0	0	0	0
562.87	Clinical Services - Family Planning - Title X	0	0	0	0	0	0	0	0	0	0
562.88	Clinical Services - Other	72,694	21,140	700,977	0	0	0	0	125,901	0	920,713
562.90	FPHS Vital Records	0	582,996	0	0	0	0	0	0	0	582,996
562.91	FPHS Laboratory - Centralized	0	0	0	0	0	0	0	0	0	0
562.92	FPHS Laboratory	0	0	0	3,709	0	0	0	0	0	3,709
562.93	Lab - Other/Non-FPHS	0	316,516	0	0	173,267	0	0	0	0	489,783
562.94	Pharmacy (for expenditures not already captured in a program)	0	0	0	0	0	0	0	0	0	0
Total		1,019,478	2,734,904	744,403	3,576,000	1,614,337	210,088	2,856,435	1,302,081	176,971	14,234,699

EXPENDITURE SUMMARY		
	Amount	Percentage
Local		
Local Government Contributions	1,019,478	7.2%
Licenses, Permits & Fees	2,734,904	19.2%
Local Funded Expenditures	3,754,383	26.4%
State		
State from DOH	744,403	5.2%
Foundational Public Health Services	3,576,000	25.1%
County Public Health Assistance	1,614,337	11.3%
State from Other	210,088	1.5%
State Funded Expenditures	6,144,829	43.2%
Federal		
Federal through DOH	2,856,435	20.1%
Federal from Other	1,302,081	9.1%
Federal Funded Expenditures	4,158,516	29.2%
Misc/Fund Balance/Other		
Other Funded Expenditures	176,971	1.2%
Total	14,234,699	100.0%



Expenditures by Expenditure Codes and Revenue Source

2023

CHELAN-DOUGLAS

OFM April 2023 Population Estimate
FTE Count

123,550
51.0

Basis of Accounting: Cash

Exp. Code	Expenditure Code Title	Local		State				Federal		Other	Total Expenditures
		Local Government Contributions	Licenses, Permits & Fees	State from DOH	Foundational Public Health Services	County Public Health Assistance	State from Other	Federal through DOH	Federal from Other	Misc/Fund Balance/ Other	
562.10	FPHS Epidemiology & Surveillance	0	0	0	123,652	0	0	0	0	0	123,652
562.11	FPHS Community Health Assessment	0	0	0	178,944	141,776	0	0	0	0	320,720
562.12	FPHS Emergency Preparedness and Response	0	0	0	224,789	0	0	813,523	164,249	0	1,202,562
562.13	FPHS Communication	0	0	0	0	0	0	0	0	0	0
562.14	FPHS Policy Development and Support	0	0	0	0	0	0	0	0	0	0
562.15	FPHS Community Partnership Development	0	0	0	470,171	0	0	0	0	0	470,171
562.16	FPHS Business Competencies	1,046,473	72	0	256,149	0	0	0	0	128,275	1,430,969
562.17	FPHS Technology	0	0	0	0	0	0	0	0	0	0
562.20	FPHS CD Data & Planning	0	0	0	118,633	0	0	0	0	0	118,633
562.21	FPHS Promote Immunizations	0	0	0	114,863	59,881	0	23,661	0	0	198,405
562.22	Immunizations - Vaccine for Children (VFC)	0	0	0	0	0	0	0	0	0	0
562.23	FPHS Disease Investigation - Tuberculosis (TB)	73,774	0	0	17,000	0	0	0	17,446	0	108,220
562.24	FPHS Disease Investigation - Hepatitis C	0	0	0	0	0	0	0	0	0	0
562.25	FPHS Disease Investigation - Syphilis, Gonorrhea and HIV	0	0	0	0	0	0	0	0	0	0
562.26	FPHS Disease Investigation - STD (other)	0	0	0	0	0	0	0	0	0	0
562.27	FPHS Disease Investigation - VPD	0	0	0	0	0	0	0	0	0	0
562.28	FPHS Disease Investigation - Enteric	0	0	0	0	0	0	0	0	0	0
562.29	FPHS Disease Investigation - General CD	68,219	0	0	145,375	46,587	0	81,874	0	0	342,055
562.30	Needle Exchange	0	0	0	0	0	0	0	0	0	0
562.32	Immunization-Value of Vaccine Furnished										
562.40	FPHS EPH Data & Planning	0	0	0	224,508	0	0	0	0	0	224,508
562.41	FPHS Food	0	538,161	0	0	0	0	0	6,307	0	544,468
562.42	FPHS Recreational Water	0	86,560	0	0	0	0	0	0	0	86,560
562.43	FPHS Drinking Water Quality	88,000	56,365	6,469	0	0	0	0	0	0	150,834
562.44	FPHS On-Site Wastewater	0	362,370	0	163,266	28,010	0	0	0	0	553,646
562.45	FPHS Solid and Hazardous Waste	0	303,443	0	0	0	88,708	0	0	2,277	394,428
562.46	FPHS Schools	0	550	0	33,660	0	0	0	0	0	34,210
562.47	FPHS Temporary Worker Housing	0	0	0	0	0	0	0	0	0	0
562.48	FPHS Transient Accommodations	0	0	0	0	0	0	0	0	0	0
562.49	FPHS Smoking in Public Places	0	0	0	0	0	0	0	0	0	0
562.50	FPHS Other EPH Outbreak Investigations not captured	0	0	0	0	0	0	0	0	0	0
562.51	FPHS Zoonotics (includes vectors)	0	0	0	227	523	0	6,339	0	0	7,089
562.52	FPHS Radiation	0	0	0	0	0	0	0	0	0	0
562.53	FPHS Land Use Planning	0	25,973	0	0	0	0	0	0	0	25,973
562.54	Indoor Air (including asthma prevention)	0	0	0	0	0	0	0	0	0	0
562.55	Outdoor Air	0	0	0	0	0	0	0	0	0	0
562.56	Hazardous Chemicals and Other Substances and Sites	0	0	0	0	0	0	0	0	0	0
562.57	Lead	0	0	0	0	0	0	0	0	0	0
562.58	Environmental Health Other	0	0	0	0	0	0	0	0	0	0
562.59	Other Environmental Health										
562.60	FPHS MCH Data & Planning	0	3,426	0	103,265	0	0	0	0	0	106,691
562.61	Population-based maternal, child, adolescent and family health	0	1,150	0	0	0	0	0	0	0	1,150
562.62	Women, Infant & Children (WIC)	12,400	0	0	0	30,871	0	188,678	18,799	0	250,748
562.63	MCH Home Visiting	96,696	0	0	0	33,800	447,777	9,577	90,055	0	677,905
562.70	FPHS Chronic Disease, Injury & Violence Prevention Data &	0	0	0	253,795	0	0	0	0	0	253,795
562.00	Public Health Sub-Total	1,385,562	1,378,068	6,469	2,428,298	341,447	536,485	1,123,652	296,857	130,552	7,627,390

Expenditures by Expenditure Codes and Revenue Source 2023 CHELAN-DOUGLAS

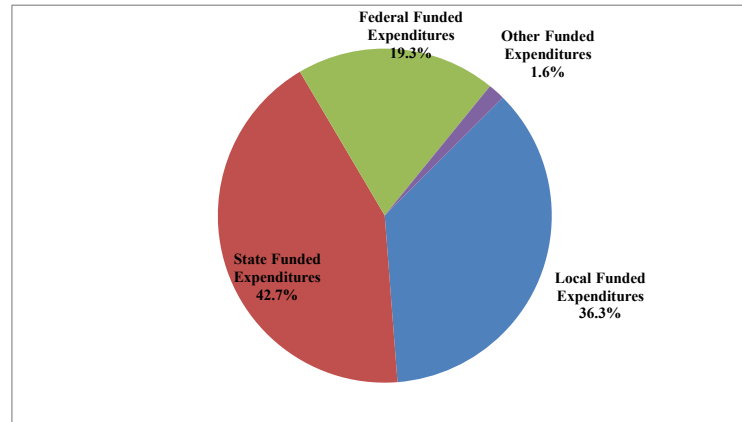
OFM April 2023 Population Estimate
FTE Count

123,550
51.0

Basis of Accounting: Cash

Exp. Code	Expenditure Code Title	Local		State				Federal		Other	Total Expenditures
		Local Government Contributions	Licenses, Permits & Fees	State from DOH	Foundational Public Health Services	County Public Health Assistance	State from Other	Federal through DOH	Federal from Other	Misc/Fund Balance/ Other	
562.71	Chronic Disease Prevention	0	0	0	0	0	0	0	0	0	0
562.72	Tobacco and Vapor Prevention and Education	0	0	0	0	0	0	0	0	0	0
562.73	Marijuana Prevention	0	0	0	0	0	0	0	0	0	0
562.74	Violence & Injury Prevention	0	0	0	0	0	0	0	0	0	0
562.75	Suicide Prevention and Outreach	0	0	0	0	0	0	0	0	0	0
562.76	Substance Use Disorder Prevention and Outreach	0	0	0	0	0	0	0	0	0	0
562.80	FPHS Access/Linkage with medical, Oral and Behavioral Health	0	0	0	0	0	0	0	0	0	0
562.81	Children with Special Health Care Needs (CSHCN)	0	0	0	0	0	0	78,326	5,683	0	84,010
562.82	Oral Health	8,868	3,117	0	0	16,072	30,881	0	39,231	0	98,169
562.83	Clinical Services - Immunizations	17,191	3,030	0	0	39,695	0	0	0	0	59,916
562.84	Clinical Services - Communicable Disease	0	0	0	0	0	0	0	0	0	0
562.85	Clinical Services - Chronic Disease	0	0	0	0	0	0	0	0	0	0
562.86	Clinical Services - Family Planning - NonTitle X	0	0	0	0	0	0	0	0	0	0
562.87	Clinical Services - Family Planning - Title X	0	0	0	0	0	0	0	0	0	0
562.88	Clinical Services - Other	0	0	0	0	0	0	0	0	0	0
562.90	FPHS Vital Records	0	100,866	0	10,702	2,421	0	0	0	0	113,989
562.91	FPHS Laboratory - Centralized	0	0	0	0	0	0	0	0	0	0
562.92	FPHS Laboratory	0	0	0	0	0	0	0	0	0	0
562.93	Lab - Other/Non-FPHS	0	0	0	0	0	0	0	0	0	0
562.94	Pharmacy (for expenditures not already captured in a program)	0	0	0	0	0	0	0	0	0	0
Total		1,411,622	1,485,081	6,469	2,439,000	399,634	567,366	1,201,978	341,771	130,552	7,983,473

EXPENDITURE SUMMARY		
	Amount	Percentage
Local		
Local Government Contributions	1,411,622	17.7%
Licenses, Permits & Fees	1,485,081	18.6%
Local Funded Expenditures	2,896,702	36.3%
State		
State from DOH	6,469	0.1%
Foundational Public Health Services	2,439,000	30.6%
County Public Health Assistance	399,634	5.0%
State from Other	567,366	7.1%
State Funded Expenditures	3,412,469	42.7%
Federal		
Federal through DOH	1,201,978	15.1%
Federal from Other	341,771	4.3%
Federal Funded Expenditures	1,543,749	19.3%
Misc/Fund Balance/Other		
Other Funded Expenditures	130,552	1.6%
Total	7,983,473	100.0%



Expenditures by Expenditure Codes and Revenue Source

2023

CLALLAM

OFM April 2023 Population Estimate
FTE Count

77,750
25.1

Basis of Accounting: Cash

Exp. Code	Expenditure Code Title	Local		State				Federal		Other	Total Expenditures
		Local Government Contributions	Licenses, Permits & Fees	State from DOH	Foundational Public Health Services	County Public Health Assistance	State from Other	Federal through DOH	Federal from Other	Misc/Fund Balance/ Other	
562.10	FPHS Epidemiology & Surveillance	0	0	0	119,322	0	0	0	0	0	119,322
562.11	FPHS Community Health Assessment	0	0	0	5,093	0	0	0	0	0	5,093
562.12	FPHS Emergency Preparedness and Response	0	0	0	8,373	0	0	21,647	0	0	30,020
562.13	FPHS Communication	0	0	0	80,249	0	0	0	0	0	80,249
562.14	FPHS Policy Development and Support	0	0	0	29,804	0	0	0	0	0	29,804
562.15	FPHS Community Partnership Development	0	0	0	2,962	0	0	0	0	18,000	20,962
562.16	FPHS Business Competencies	902,114	0	0	137,421	139,040	0	0	0	613,180	1,791,755
562.17	FPHS Technology	0	0	0	7,481	0	0	0	0	0	7,481
562.20	FPHS CD Data & Planning	0	0	0	16,135	0	0	0	0	0	16,135
562.21	FPHS Promote Immunizations	0	0	0	17,061	0	0	0	0	0	17,061
562.22	Immunizations - Vaccine for Children (VFC)	20,550	0	0	12,443	1,801	0	1,801	1,441	0	38,036
562.23	FPHS Disease Investigation - Tuberculosis (TB)	0	810	0	20,818	5,699	0	0	0	0	27,327
562.24	FPHS Disease Investigation - Hepatitis C	363	0	0	12,549	0	0	0	0	0	12,912
562.25	FPHS Disease Investigation - Syphilis, Gonorrhea and HIV	0	0	0	12,093	0	0	0	0	0	12,093
562.26	FPHS Disease Investigation - STD (other)	0	0	0	0	0	0	0	24,465	0	24,465
562.27	FPHS Disease Investigation - VPD	0	0	0	2,111	0	0	0	0	0	2,111
562.28	FPHS Disease Investigation - Enteric	0	0	0	0	0	0	0	22,114	0	22,114
562.29	FPHS Disease Investigation - General CD	0	0	0	46,274	0	0	0	0	0	46,274
562.30	Needle Exchange	0	67,107	7,500	0	36,913	0	0	0	0	111,520
562.32	Immunization-Value of Vaccine Furnished										
562.40	FPHS EPH Data & Planning	92,962	0	0	300,597	0	0	0	0	0	393,559
562.41	FPHS Food	201,092	178,919	0	97,672	0	0	0	0	0	477,683
562.42	FPHS Recreational Water	0	5,217	4,756	0	0	0	0	0	0	9,973
562.43	FPHS Drinking Water Quality	102,924	124,854	8,200	4,505	0	0	0	0	0	240,483
562.44	FPHS On-Site Wastewater	184,946	490,780	186,907	10,073	0	25,671	0	0	0	898,377
562.45	FPHS Solid and Hazardous Waste	7,918	43,280	0	0	0	77,440	0	0	0	128,638
562.46	FPHS Schools	0	0	0	664	0	0	0	0	0	664
562.47	FPHS Temporary Worker Housing	0	0	0	0	0	0	0	0	0	0
562.48	FPHS Transient Accommodations	0	0	0	0	0	0	0	0	0	0
562.49	FPHS Smoking in Public Places	0	0	0	987	0	0	0	0	0	987
562.50	FPHS Other EPH Outbreak Investigations not captured	0	0	0	0	0	0	0	0	0	0
562.51	FPHS Zoonotics (includes vectors)	0	0	2,324	2,679	0	0	0	0	0	5,003
562.52	FPHS Radiation	0	0	0	0	0	0	0	0	0	0
562.53	FPHS Land Use Planning	0	0	0	0	0	0	0	0	0	0
562.54	Indoor Air (including asthma prevention)	0	0	0	0	0	0	0	0	0	0
562.55	Outdoor Air	0	0	0	0	0	0	0	0	0	0
562.56	Hazardous Chemicals and Other Substances and Sites	0	0	0	0	0	0	0	0	0	0
562.57	Lead	7,155	0	0	9,091	0	0	0	0	1,019	17,265
562.58	Environmental Health Other	124,892	0	0	609	0	0	0	0	0	125,501
562.59	Other Environmental Health										
562.60	FPHS MCH Data & Planning	0	0	0	2,620	0	0	0	0	0	2,620
562.61	Population-based maternal, child, adolescent and family health	0	0	0	0	0	0	0	0	0	0
562.62	Women, Infant & Children (WIC)	0	0	0	0	107,948	0	251,504	0	0	359,452
562.63	MCH Home Visiting	0	0	0	7,060	0	0	38,597	0	0	45,657
562.70	FPHS Chronic Disease, Injury & Violence Prevention Data &	0	0	0	1,496	0	0	0	0	0	1,496
562.00	Public Health Sub-Total	1,644,916	910,967	209,687	968,242	291,401	103,111	313,549	48,020	632,199	5,122,092

Expenditures by Expenditure Codes and Revenue Source 2023 CLALLAM

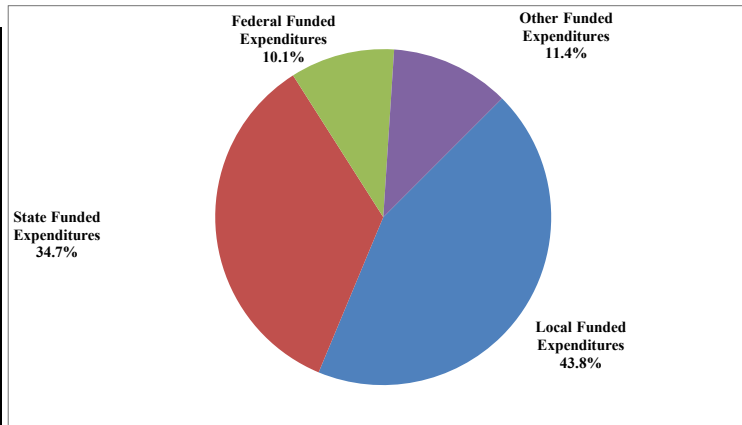
OFM April 2023 Population Estimate
FTE Count

77,750
25.1

Basis of Accounting: Cash

Exp. Code	Expenditure Code Title	Local		State				Federal		Other	Total Expenditures
		Local Government Contributions	Licenses, Permits & Fees	State from DOH	Foundational Public Health Services	County Public Health Assistance	State from Other	Federal through DOH	Federal from Other	Misc/Fund Balance/ Other	
562.71	Chronic Disease Prevention	0	0	0	10,238	0	0	133,839	0	0	144,077
562.72	Tobacco and Vapor Prevention and Education	0	0	0	0	0	0	0	0	0	0
562.73	Marijuana Prevention	0	0	0	0	0	0	0	0	0	0
562.74	Violence & Injury Prevention	0	0	0	0	0	0	0	0	0	0
562.75	Suicide Prevention and Outreach	0	0	0	0	0	0	0	0	1,859	1,859
562.76	Substance Use Disorder Prevention and Outreach	0	0	0	337,465	0	0	72,620	0	20,224	430,309
562.80	FPHS Access/Linkage with medical, Oral and Behavioral Health	0	0	0	0	0	0	0	0	0	0
562.81	Children with Special Health Care Needs (CSHCN)	0	0	0	0	0	0	0	0	0	0
562.82	Oral Health	0	0	0	0	0	0	0	0	0	0
562.83	Clinical Services - Immunizations	1,019	7,401	0	13,234	0	0	0	21,665	0	43,319
562.84	Clinical Services - Communicable Disease	0	0	0	54,425	0	0	0	0	16,157	70,582
562.85	Clinical Services - Chronic Disease	0	0	0	0	0	0	0	0	0	0
562.86	Clinical Services - Family Planning - NonTitle X	0	0	0	0	0	0	0	0	0	0
562.87	Clinical Services - Family Planning - Title X	0	0	0	0	0	0	0	0	0	0
562.88	Clinical Services - Other	0	0	0	0	0	0	0	0	0	0
562.90	FPHS Vital Records	0	0	0	46,035	0	0	0	0	0	46,035
562.91	FPHS Laboratory - Centralized	0	0	0	0	0	0	0	0	0	0
562.92	FPHS Laboratory	0	0	0	0	0	0	0	0	0	0
562.93	Lab - Other/Non-FPHS	0	0	0	0	0	0	0	0	0	0
562.94	Pharmacy (for expenditures not already captured in a program)	0	0	0	0	0	0	0	0	0	0
Total		1,645,935	918,368	209,687	1,429,639	291,401	103,111	520,008	69,685	670,439	5,858,273

EXPENDITURE SUMMARY		
	Amount	Percentage
Local		
Local Government Contributions	1,645,935	28.1%
Licenses, Permits & Fees	918,368	15.7%
Local Funded Expenditures	2,564,303	43.8%
State		
State from DOH	209,687	3.6%
Foundational Public Health Services	1,429,639	24.4%
County Public Health Assistance	291,401	5.0%
State from Other	103,111	1.8%
State Funded Expenditures	2,033,838	34.7%
Federal		
Federal through DOH	520,008	8.9%
Federal from Other	69,685	1.2%
Federal Funded Expenditures	589,693	10.1%
Misc/Fund Balance/Other		
Other Funded Expenditures	670,439	11.4%
Total	5,858,273	100.0%



Expenditures by Expenditure Codes and Revenue Source

2023

CLARK

OFM April 2023 Population Estimate
FTE Count

513,100
0.0

Basis of Accounting: Cash

Exp. Code	Expenditure Code Title	Local		State				Federal		Other	Total Expenditures
		Local Government Contributions	Licenses, Permits & Fees	State from DOH	Foundational Public Health Services	County Public Health Assistance	State from Other	Federal through DOH	Federal from Other	Misc/Fund Balance/ Other	
562.10	FPHS Epidemiology & Surveillance	0	0	0	0	0	0	0	0	0	0
562.11	FPHS Community Health Assessment	0	0	0	0	0	0	0	0	0	0
562.12	FPHS Emergency Preparedness and Response	0	0	0	0	0	0	0	0	0	0
562.13	FPHS Communication	0	0	0	0	0	0	0	0	0	0
562.14	FPHS Policy Development and Support	0	0	0	0	0	0	0	0	0	0
562.15	FPHS Community Partnership Development	0	0	0	0	0	0	0	0	0	0
562.16	FPHS Business Competencies	0	0	0	0	0	0	0	0	0	0
562.17	FPHS Technology	0	0	0	0	0	0	0	0	0	0
562.20	FPHS CD Data & Planning	0	0	0	0	0	0	0	0	0	0
562.21	FPHS Promote Immunizations	0	0	0	0	0	0	0	0	0	0
562.22	Immunizations - Vaccine for Children (VFC)	0	0	0	0	0	0	0	0	0	0
562.23	FPHS Disease Investigation - Tuberculosis (TB)	0	0	0	0	0	0	0	0	0	0
562.24	FPHS Disease Investigation - Hepatitis C	0	0	0	0	0	0	0	0	0	0
562.25	FPHS Disease Investigation - Syphilis, Gonorrhea and HIV	0	0	0	0	0	0	0	0	0	0
562.26	FPHS Disease Investigation - STD (other)	0	0	0	0	0	0	0	0	0	0
562.27	FPHS Disease Investigation - VPD	0	0	0	0	0	0	0	0	0	0
562.28	FPHS Disease Investigation - Enteric	0	0	0	0	0	0	0	0	0	0
562.29	FPHS Disease Investigation - General CD	0	0	0	0	0	0	0	0	0	0
562.30	Needle Exchange	0	0	0	0	0	0	0	0	0	0
562.32	Immunization-Value of Vaccine Furnished										
562.40	FPHS EPH Data & Planning	0	0	0	0	0	0	0	0	0	0
562.41	FPHS Food	0	0	0	0	0	0	0	0	0	0
562.42	FPHS Recreational Water	0	0	0	0	0	0	0	0	0	0
562.43	FPHS Drinking Water Quality	0	0	0	0	0	0	0	0	0	0
562.44	FPHS On-Site Wastewater	0	0	0	0	0	0	0	0	0	0
562.45	FPHS Solid and Hazardous Waste	0	0	0	0	0	0	0	0	0	0
562.46	FPHS Schools	0	0	0	0	0	0	0	0	0	0
562.47	FPHS Temporary Worker Housing	0	0	0	0	0	0	0	0	0	0
562.48	FPHS Transient Accommodations	0	0	0	0	0	0	0	0	0	0
562.49	FPHS Smoking in Public Places	0	0	0	0	0	0	0	0	0	0
562.50	FPHS Other EPH Outbreak Investigations not captured	0	0	0	0	0	0	0	0	0	0
562.51	FPHS Zoonotics (includes vectors)	0	0	0	0	0	0	0	0	0	0
562.52	FPHS Radiation	0	0	0	0	0	0	0	0	0	0
562.53	FPHS Land Use Planning	0	0	0	0	0	0	0	0	0	0
562.54	Indoor Air (including asthma prevention)	0	0	0	0	0	0	0	0	0	0
562.55	Outdoor Air	0	0	0	0	0	0	0	0	0	0
562.56	Hazardous Chemicals and Other Substances and Sites	0	0	0	0	0	0	0	0	0	0
562.57	Lead	0	0	0	0	0	0	0	0	0	0
562.58	Environmental Health Other	0	0	0	0	0	0	0	0	0	0
562.59	Other Environmental Health										
562.60	FPHS MCH Data & Planning	0	0	0	0	0	0	0	0	0	0
562.61	Population-based maternal, child, adolescent and family health	0	0	0	0	0	0	0	0	0	0
562.62	Women, Infant & Children (WIC)	0	0	0	0	0	0	0	0	0	0
562.63	MCH Home Visiting	0	0	0	0	0	0	0	0	0	0
562.70	FPHS Chronic Disease, Injury & Violence Prevention Data &	0	0	0	0	0	0	0	0	0	0
562.00	Public Health Sub-Total	0	0	0	0	0	0	0	0	0	0

Expenditures by Expenditure Codes and Revenue Source

2023

CLARK

OFM April 2023 Population Estimate
FTE Count

513,100
0.0

Basis of Accounting: Cash

Exp. Code	Expenditure Code Title	Local		State				Federal		Other	Total Expenditures
		Local Government Contributions	Licenses, Permits & Fees	State from DOH	Foundational Public Health Services	County Public Health Assistance	State from Other	Federal through DOH	Federal from Other	Misc/Fund Balance/ Other	
562.71	Chronic Disease Prevention	0	0	0	0	0	0	0	0	0	0
562.72	Tobacco and Vapor Prevention and Education	0	0	0	0	0	0	0	0	0	0
562.73	Marijuana Prevention	0	0	0	0	0	0	0	0	0	0
562.74	Violence & Injury Prevention	0	0	0	0	0	0	0	0	0	0
562.75	Suicide Prevention and Outreach	0	0	0	0	0	0	0	0	0	0
562.76	Substance Use Disorder Prevention and Outreach	0	0	0	0	0	0	0	0	0	0
562.80	FPHS Access/Linkage with medical, Oral and Behavioral Health	0	0	0	0	0	0	0	0	0	0
562.81	Children with Special Health Care Needs (CSHCN)	0	0	0	0	0	0	0	0	0	0
562.82	Oral Health	0	0	0	0	0	0	0	0	0	0
562.83	Clinical Services - Immunizations	0	0	0	0	0	0	0	0	0	0
562.84	Clinical Services - Communicable Disease	0	0	0	0	0	0	0	0	0	0
562.85	Clinical Services - Chronic Disease	0	0	0	0	0	0	0	0	0	0
562.86	Clinical Services - Family Planning - NonTitle X	0	0	0	0	0	0	0	0	0	0
562.87	Clinical Services - Family Planning - Title X	0	0	0	0	0	0	0	0	0	0
562.88	Clinical Services - Other	0	0	0	0	0	0	0	0	0	0
562.90	FPHS Vital Records	0	0	0	0	0	0	0	0	0	0
562.91	FPHS Laboratory - Centralized	0	0	0	0	0	0	0	0	0	0
562.92	FPHS Laboratory	0	0	0	0	0	0	0	0	0	0
562.93	Lab - Other/Non-FPHS	0	0	0	0	0	0	0	0	0	0
562.94	Pharmacy (for expenditures not already captured in a program)	0	0	0	0	0	0	0	0	0	0
Total		0	0	0	0	0	0	0	0	0	0

EXPENDITURE SUMMARY		
	Amount	Percentage
Local		
Local Government Contributions	0	#DIV/0!
Licenses, Permits & Fees	0	#DIV/0!
Local Funded Expenditures	0	#DIV/0!
State		
State from DOH	0	#DIV/0!
Foundational Public Health Services	0	#DIV/0!
County Public Health Assistance	0	#DIV/0!
State from Other	0	#DIV/0!
State Funded Expenditures	0	#DIV/0!
Federal		
Federal through DOH	0	#DIV/0!
Federal from Other	0	#DIV/0!
Federal Funded Expenditures	0	#DIV/0!
Misc/Fund Balance/Other		
Other Funded Expenditures	0	#DIV/0!
Total	0	#DIV/0!

State Funded
Expenditures 0.0%
Other Funded
Expenditures 0.0%
Total Funded
Expenditures 0.0%

Expenditures by Expenditure Codes and Revenue Source

2023

COLUMBIA

OFM April 2023 Population Estimate

3,950

FTE Count

5.7

Basis of Accounting:

Cash

Exp. Code	Expenditure Code Title	Local		State				Federal		Other	Total Expenditures
		Local Government Contributions	Licenses, Permits & Fees	State from DOH	Foundational Public Health Services	County Public Health Assistance	State from Other	Federal through DOH	Federal from Other	Misc/Fund Balance/ Other	
562.10	FPHS Epidemiology & Surveillance	0	0	0	0	0	0	0	0	0	0
562.11	FPHS Community Health Assessment	0	0	0	97,527	0	0	0	0	0	97,527
562.12	FPHS Emergency Preparedness and Response	0	0	0	0	0	0	31,647	0	0	31,647
562.13	FPHS Communication	0	0	0	10,873	0	0	0	0	0	10,873
562.14	FPHS Policy Development and Support	0	0	0	9,948	0	0	0	2,342	0	12,290
562.15	FPHS Community Partnership Development	0	0	0	24,316	0	0	0	0	0	24,316
562.16	FPHS Business Competencies	0	1,541	5,512	172,193	0	0	32,474	70,906	0	282,626
562.17	FPHS Technology	0	0	0	0	0	0	0	0	0	0
562.20	FPHS CD Data & Planning	0	0	0	0	0	0	0	0	0	0
562.21	FPHS Promote Immunizations	0	0	0	0	0	0	5,364	0	0	5,364
562.22	Immunizations - Vaccine for Children (VFC)	0	0	0	0	0	0	0	0	0	0
562.23	FPHS Disease Investigation - Tuberculosis (TB)	0	0	0	1,626	0	0	0	0	0	1,626
562.24	FPHS Disease Investigation - Hepatitis C	0	0	0	0	0	0	0	0	0	0
562.25	FPHS Disease Investigation - Syphilis, Gonorrhea and HIV	0	0	0	276	0	0	0	0	0	276
562.26	FPHS Disease Investigation - STD (other)	0	0	0	1,756	0	0	0	0	0	1,756
562.27	FPHS Disease Investigation - VPD	0	0	0	0	0	0	0	0	0	0
562.28	FPHS Disease Investigation - Enteric	0	0	0	86	0	0	0	0	0	86
562.29	FPHS Disease Investigation - General CD	0	0	0	6,675	0	0	0	0	0	6,675
562.30	Needle Exchange	0	0	0	0	458	0	0	0	0	458
562.32	Immunization-Value of Vaccine Furnished										
562.40	FPHS EPH Data & Planning	0	0	0	60,359	0	0	0	0	0	60,359
562.41	FPHS Food	0	18,788	0	10,855	0	0	0	0	0	29,642
562.42	FPHS Recreational Water	0	400	0	3,554	0	0	0	0	0	3,954
562.43	FPHS Drinking Water Quality	0	0	0	927	0	0	0	0	0	927
562.44	FPHS On-Site Wastewater	0	2,900	0	18,490	0	0	0	0	0	21,390
562.45	FPHS Solid and Hazardous Waste	0	2,959	0	0	0	0	0	0	0	2,959
562.46	FPHS Schools	0	0	0	1,960	0	0	0	0	0	1,960
562.47	FPHS Temporary Worker Housing	0	0	0	211	0	0	0	0	0	211
562.48	FPHS Transient Accommodations	0	0	0	0	0	0	0	0	0	0
562.49	FPHS Smoking in Public Places	0	0	0	0	0	0	0	0	0	0
562.50	FPHS Other EPH Outbreak Investigations not captured	0	0	0	0	0	0	0	0	0	0
562.51	FPHS Zoonotics (includes vectors)	0	0	0	1,324	0	0	0	0	0	1,324
562.52	FPHS Radiation	0	0	0	0	0	0	0	0	0	0
562.53	FPHS Land Use Planning	0	0	0	82	0	0	0	0	0	82
562.54	Indoor Air (including asthma prevention)	0	0	0	0	0	0	0	0	0	0
562.55	Outdoor Air	0	0	0	0	0	0	0	0	0	0
562.56	Hazardous Chemicals and Other Substances and Sites	0	0	0	0	0	0	0	0	0	0
562.57	Lead	0	0	0	0	0	0	0	0	0	0
562.58	Environmental Health Other	0	0	0	0	701	0	0	0	0	701
562.59	Other Environmental Health										
562.60	FPHS MCH Data & Planning	0	0	0	207	0	0	0	0	0	207
562.61	Population-based maternal, child, adolescent and family health	0	0	0	0	0	0	12,359	0	0	12,359
562.62	Women, Infant & Children (WIC)	0	0	0	0	0	0	17,246	0	0	17,246
562.63	MCH Home Visiting	0	0	0	0	0	0	0	0	0	0
562.70	FPHS Chronic Disease, Injury & Violence Prevention Data &	0	0	0	913	0	0	0	0	0	913
562.00	Public Health Sub-Total	0	26,588	5,512	424,158	1,159	0	99,090	73,248	0	629,755

Expenditures by Expenditure Codes and Revenue Source

2023

COLUMBIA

OFM April 2023 Population Estimate

3,950

FTE Count

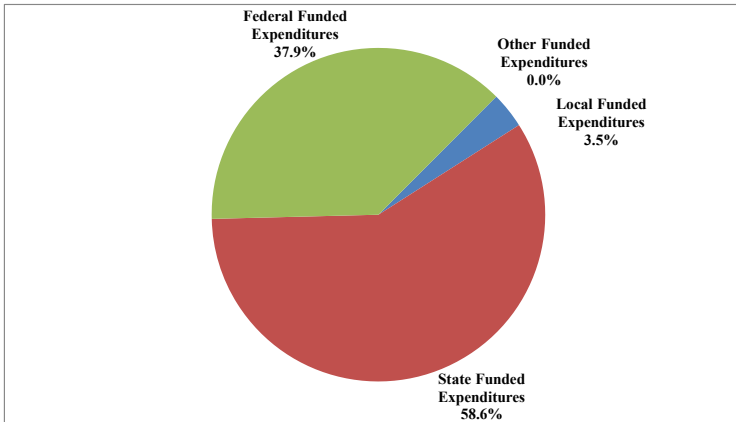
5.7

Basis of Accounting:

Cash

Exp. Code	Expenditure Code Title	Local		State				Federal		Other	Total Expenditures
		Local Government Contributions	Licenses, Permits & Fees	State from DOH	Foundational Public Health Services	County Public Health Assistance	State from Other	Federal through DOH	Federal from Other	Misc/Fund Balance/ Other	
562.71	Chronic Disease Prevention	0	0	0	0	853	0	0	0	0	853
562.72	Tobacco and Vapor Prevention and Education	0	0	3,248	0	0	0	0	0	0	3,248
562.73	Marijuana Prevention	0	0	7,625	0	0	0	0	0	0	7,625
562.74	Violence & Injury Prevention	0	0	0	0	0	0	0	0	0	0
562.75	Suicide Prevention and Outreach	0	0	0	0	1,720	0	0	0	0	1,720
562.76	Substance Use Disorder Prevention and Outreach	0	0	0	0	0	0	0	108,596	0	108,596
562.80	FPHS Access/Linkage with medical, Oral and Behavioral Health	0	0	0	6,569	0	0	0	0	0	6,569
562.81	Children with Special Health Care Needs (CSHCN)	0	0	0	0	0	0	7,932	0	0	7,932
562.82	Oral Health	0	0	0	0	1,499	1,400	0	1,400	0	4,299
562.83	Clinical Services - Immunizations	0	0	0	0	0	0	0	0	0	0
562.84	Clinical Services - Communicable Disease	0	0	0	0	0	0	0	0	0	0
562.85	Clinical Services - Chronic Disease	0	0	0	0	0	0	0	6,763	0	6,763
562.86	Clinical Services - Family Planning - NonTitle X	0	0	0	0	0	0	0	0	0	0
562.87	Clinical Services - Family Planning - Title X	0	0	0	0	0	0	0	0	0	0
562.88	Clinical Services - Other	0	0	0	0	0	0	0	0	0	0
562.90	FPHS Vital Records	0	547	0	5,607	0	0	0	0	0	6,154
562.91	FPHS Laboratory - Centralized	0	0	0	0	0	0	0	0	0	0
562.92	FPHS Laboratory	0	0	0	0	0	0	0	0	0	0
562.93	Lab - Other/Non-FPHS	0	0	0	0	0	0	0	0	0	0
562.94	Pharmacy (for expenditures not already captured in a program)	0	0	0	0	0	0	0	0	0	0
Total		0	27,135	16,385	436,333	5,230	1,400	107,023	190,007	0	783,513

EXPENDITURE SUMMARY		
	Amount	Percentage
Local		
Local Government Contributions	0	0.0%
Licenses, Permits & Fees	27,135	3.5%
Local Funded Expenditures	27,135	3.5%
State		
State from DOH	16,385	2.1%
Foundational Public Health Services	436,333	55.7%
County Public Health Assistance	5,230	0.7%
State from Other	1,400	0.2%
State Funded Expenditures	459,348	58.6%
Federal		
Federal through DOH	107,023	13.7%
Federal from Other	190,007	24.3%
Federal Funded Expenditures	297,030	37.9%
Misc/Fund Balance/Other		
Other Funded Expenditures	0	0.0%
Total	783,513	100.0%



Expenditures by Expenditure Codes and Revenue Source

2023

COWLITZ

OFM April 2023 Population Estimate

111,500

FTE Count

Basis of Accounting:

Accrual

Exp. Code	Expenditure Code Title	Local		State				Federal		Other	Total Expenditures
		Local Government Contributions	Licenses, Permits & Fees	State from DOH	Foundational Public Health Services	County Public Health Assistance	State from Other	Federal through DOH	Federal from Other	Misc/Fund Balance/ Other	
562.10	FPHS Epidemiology & Surveillance	0	0	0	0	0	0	0	0	5,088	5,088
562.11	FPHS Community Health Assessment	0	0	0	0	0	0	0	0	0	0
562.12	FPHS Emergency Preparedness and Response	0	0	0	864	0	0	38,408	0	91,774	131,045
562.13	FPHS Communication	0	0	0	0	0	0	0	0	0	0
562.14	FPHS Policy Development and Support	0	0	0	0	0	0	0	0	0	0
562.15	FPHS Community Partnership Development	0	0	0	0	0	0	0	0	0	0
562.16	FPHS Business Competencies	0	136,405	0	17,976	0	0	0	0	486,266	640,647
562.17	FPHS Technology	0	0	0	0	0	0	0	0	0	0
562.20	FPHS CD Data & Planning	0	0	0	0	0	0	0	0	0	0
562.21	FPHS Promote Immunizations	0	0	0	0	0	0	0	0	3,107	3,107
562.22	Immunizations - Vaccine for Children (VFC)	0	0	0	0	0	0	0	0	0	0
562.23	FPHS Disease Investigation - Tuberculosis (TB)	0	0	0	30,261	0	0	0	0	36,375	66,636
562.24	FPHS Disease Investigation - Hepatitis C	0	0	0	6,077	0	0	0	0	5,620	11,698
562.25	FPHS Disease Investigation - Syphilis, Gonorrhea and HIV	0	0	0	0	0	0	0	0	0	0
562.26	FPHS Disease Investigation - STD (other)	0	0	0	99,744	0	0	0	0	101,767	201,511
562.27	FPHS Disease Investigation - VPD	0	0	0	0	0	0	0	0	0	0
562.28	FPHS Disease Investigation - Enteric	0	0	0	0	0	0	0	0	0	0
562.29	FPHS Disease Investigation - General CD	0	0	0	5,209	0	0	0	0	315,550	320,759
562.30	Needle Exchange	0	0	0	0	0	0	0	0	0	0
562.32	Immunization-Value of Vaccine Furnished										
562.40	FPHS EPH Data & Planning	0	0	0	0	0	0	0	0	0	0
562.41	FPHS Food	0	522,768	0	107,302	0	0	0	0	59,850	689,919
562.42	FPHS Recreational Water	0	25,821	0	5,490	0	0	0	0	3,258	34,569
562.43	FPHS Drinking Water Quality	0	113,579	18,279	17,583	0	0	0	0	8,408	157,849
562.44	FPHS On-Site Wastewater	0	424,373	0	80,122	0	0	0	0	0	504,495
562.45	FPHS Solid and Hazardous Waste	0	117,615	0	1,008	0	44,765	0	0	0	163,389
562.46	FPHS Schools	0	11,099	0	13,278	0	0	0	0	0	24,377
562.47	FPHS Temporary Worker Housing	0	0	0	0	0	0	0	0	0	0
562.48	FPHS Transient Accommodations	0	32,765	0	1,191	0	0	0	0	8,343	42,299
562.49	FPHS Smoking in Public Places	0	0	0	0	0	0	0	0	0	0
562.50	FPHS Other EPH Outbreak Investigations not captured	0	0	0	0	0	0	0	0	0	0
562.51	FPHS Zoonotics (includes vectors)	0	7,987	0	0	0	0	0	0	0	7,987
562.52	FPHS Radiation	0	0	0	0	0	0	0	0	0	0
562.53	FPHS Land Use Planning	0	0	0	0	0	0	0	0	0	0
562.54	Indoor Air (including asthma prevention)	0	0	0	0	0	0	0	0	0	0
562.55	Outdoor Air	0	0	0	0	0	0	0	0	0	0
562.56	Hazardous Chemicals and Other Substances and Sites	0	1,026	0	0	0	0	0	0	0	1,026
562.57	Lead	0	0	0	0	0	0	0	0	827	827
562.58	Enviornmental Health Other	0	4,716	0	0	0	0	0	0	0	4,716
562.59	Other Environmental Health										
562.60	FPHS MCH Data & Planning	0	0	0	0	0	0	0	0	0	0
562.61	Population-based maternal, child, adolescent and family health	0	0	0	0	0	0	7,800	0	124,454	132,254
562.62	Women, Infant & Children (WIC)	0	0	0	0	0	0	0	0	0	0
562.63	MCH Home Visiting	0	0	0	0	0	0	0	0	0	0
562.70	FPHS Chronic Disease, Injury & Violence Prevention Data &	0	0	0	0	0	0	0	0	0	0
562.00	Public Health Sub-Total	0	1,398,152	18,279	386,107	0	44,765	46,208	0	1,250,686	3,144,197

Expenditures by Expenditure Codes and Revenue Source

2023

COWLITZ

OFM April 2023 Population Estimate

111,500

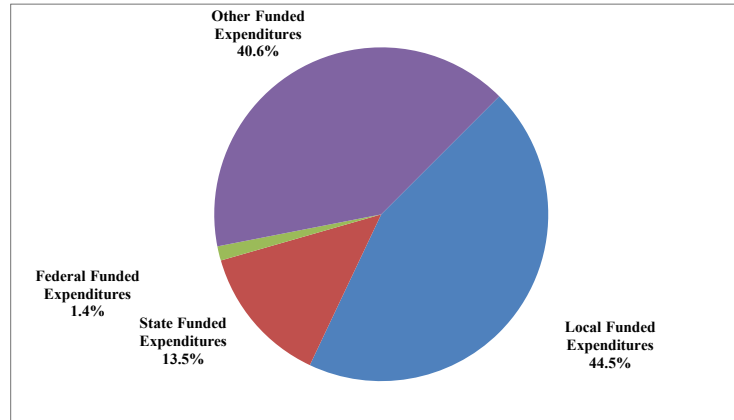
FTE Count

Basis of Accounting:

Accrual

Exp. Code	Expenditure Code Title	Local		State				Federal		Other	Total Expenditures
		Local Government Contributions	Licenses, Permits & Fees	State from DOH	Foundational Public Health Services	County Public Health Assistance	State from Other	Federal through DOH	Federal from Other	Misc/Fund Balance/ Other	
562.71	Chronic Disease Prevention	0	0	0	0	0	0	0	0	1,732	1,732
562.72	Tobacco and Vapor Prevention and Education	0	0	0	0	0	0	0	0	0	0
562.73	Marijuana Prevention	0	0	0	0	0	0	0	0	0	0
562.74	Violence & Injury Prevention	0	0	0	0	0	0	0	0	0	0
562.75	Suicide Prevention and Outreach	0	0	0	0	0	0	0	0	0	0
562.76	Substance Use Disorder Prevention and Outreach	0	0	0	0	0	0	0	0	0	0
562.80	FPHS Access/Linkage with medical, Oral and Behavioral Health	0	0	0	0	0	0	0	0	0	0
562.81	Children with Special Health Care Needs (CSHCN)	0	0	0	0	0	0	0	0	0	0
562.82	Oral Health	0	0	0	0	0	0	0	0	0	0
562.83	Clinical Services - Immunizations	0	0	0	0	0	0	0	0	0	0
562.84	Clinical Services - Communicable Disease	0	0	0	0	0	0	0	0	0	0
562.85	Clinical Services - Chronic Disease	0	0	0	0	0	0	0	0	0	0
562.86	Clinical Services - Family Planning - NonTitle X	0	0	0	0	0	0	0	0	0	0
562.87	Clinical Services - Family Planning - Title X	0	0	0	0	0	0	0	0	0	0
562.88	Clinical Services - Other	0	0	0	0	0	0	0	0	0	0
562.90	FPHS Vital Records	0	82,158	0	0	0	0	0	0	96,565	178,723
562.91	FPHS Laboratory - Centralized	0	0	0	0	0	0	0	0	0	0
562.92	FPHS Laboratory	0	0	0	0	0	0	0	0	0	0
562.93	Lab - Other/Non-FPHS	0	0	0	0	0	0	0	0	0	0
562.94	Pharmacy (for expenditures not already captured in a program)	0	0	0	0	0	0	0	0	0	0
Total		0	1,480,310	18,279	386,107	0	44,765	46,208	0	1,348,984	3,324,653

EXPENDITURE SUMMARY		
	Amount	Percentage
Local		
Local Government Contributions	0	0.0%
Licenses, Permits & Fees	1,480,310	44.5%
Local Funded Expenditures	1,480,310	44.5%
State		
State from DOH	18,279	0.5%
Foundational Public Health Services	386,107	11.6%
County Public Health Assistance	0	0.0%
State from Other	44,765	1.3%
State Funded Expenditures	449,151	13.5%
Federal		
Federal through DOH	46,208	1.4%
Federal from Other	0	0.0%
Federal Funded Expenditures	46,208	1.4%
Misc/Fund Balance/Other		
Other Funded Expenditures	1,348,984	40.6%
Total	3,324,653	100.0%



Expenditures by Expenditure Codes and Revenue Source

2023

GARFIELD

OFM April 2023 Population Estimate
FTE Count

2,300
4.2

Basis of Accounting: Cash

Exp. Code	Expenditure Code Title	Local		State				Federal		Other	Total Expenditures
		Local Government Contributions	Licenses, Permits & Fees	State from DOH	Foundational Public Health Services	County Public Health Assistance	State from Other	Federal through DOH	Federal from Other	Misc/Fund Balance/ Other	
562.10	FPHS Epidemiology & Surveillance	0	0	0	3,228	0	0	0	0	0	3,228
562.11	FPHS Community Health Assessment	0	0	0	57,362	0	0	0	0	0	57,362
562.12	FPHS Emergency Preparedness and Response	0	0	0	0	0	0	44,837	0	0	44,837
562.13	FPHS Communication	0	0	0	9,181	0	0	0	0	0	9,181
562.14	FPHS Policy Development and Support	0	0	0	22,183	0	0	0	2,536	0	24,719
562.15	FPHS Community Partnership Development	7,613	0	0	39,284	0	0	3,281	0	0	50,179
562.16	FPHS Business Competencies	4,469	5,824	352	51,372	0	0	37,087	31,277	0	130,380
562.17	FPHS Technology	0	0	0	1,198	0	0	0	0	0	1,198
562.20	FPHS CD Data & Planning	0	0	0	11,756	0	0	0	0	0	11,756
562.21	FPHS Promote Immunizations	0	0	0	0	0	0	5,566	0	0	5,566
562.22	Immunizations - Vaccine for Children (VFC)	0	0	0	0	0	0	0	0	0	0
562.23	FPHS Disease Investigation - Tuberculosis (TB)	0	0	0	0	0	0	0	0	0	0
562.24	FPHS Disease Investigation - Hepatitis C	0	0	0	0	0	0	0	0	0	0
562.25	FPHS Disease Investigation - Syphilis, Gonorrhea and HIV	0	0	0	58	0	0	0	0	0	58
562.26	FPHS Disease Investigation - STD (other)	0	0	0	0	0	0	0	0	0	0
562.27	FPHS Disease Investigation - VPD	0	0	0	0	0	0	0	0	0	0
562.28	FPHS Disease Investigation - Enteric	0	0	0	174	0	0	0	0	0	174
562.29	FPHS Disease Investigation - General CD	0	0	0	4,087	0	0	0	0	0	4,087
562.30	Needle Exchange	0	0	0	0	0	0	0	0	0	0
562.32	Immunization-Value of Vaccine Furnished										
562.40	FPHS EPH Data & Planning	0	0	0	803	0	0	0	0	0	803
562.41	FPHS Food	0	3,165	0	6,170	0	0	0	0	0	9,335
562.42	FPHS Recreational Water	0	0	0	592	0	0	0	0	0	592
562.43	FPHS Drinking Water Quality	0	0	0	736	0	0	0	0	0	736
562.44	FPHS On-Site Wastewater	0	6,078	0	1,727	0	0	0	0	0	7,805
562.45	FPHS Solid and Hazardous Waste	0	0	0	1,224	0	0	0	0	0	1,224
562.46	FPHS Schools	0	0	0	6,611	0	0	0	0	0	6,611
562.47	FPHS Temporary Worker Housing	0	0	0	0	0	0	0	0	0	0
562.48	FPHS Transient Accommodations	0	0	0	328	0	0	0	0	0	328
562.49	FPHS Smoking in Public Places	0	0	0	0	0	0	0	0	0	0
562.50	FPHS Other EPH Outbreak Investigations not captured	0	0	0	0	0	0	0	0	0	0
562.51	FPHS Zoonotics (includes vectors)	0	0	0	435	0	0	0	0	0	435
562.52	FPHS Radiation	0	0	0	0	0	0	0	0	0	0
562.53	FPHS Land Use Planning	0	0	0	0	0	0	0	0	0	0
562.54	Indoor Air (including asthma prevention)	0	0	0	0	507	0	0	0	0	507
562.55	Outdoor Air	0	0	0	0	95	0	0	0	0	95
562.56	Hazardous Chemicals and Other Substances and Sites	0	0	0	0	55	0	0	0	0	55
562.57	Lead	0	0	0	0	646	0	0	0	0	646
562.58	Environmental Health Other	0	0	0	0	760	0	0	0	0	760
562.59	Other Environmental Health										
562.60	FPHS MCH Data & Planning	0	0	0	9,511	0	0	0	0	0	9,511
562.61	Population-based maternal, child, adolescent and family health	0	0	0	0	0	0	10,609	0	0	10,609
562.62	Women, Infant & Children (WIC)	0	0	0	0	0	0	28,795	0	0	28,795
562.63	MCH Home Visiting	0	0	0	0	0	0	0	0	0	0
562.70	FPHS Chronic Disease, Injury & Violence Prevention Data &	509	0	0	28,790	0	0	0	0	0	29,299
562.00	Public Health Sub-Total	12,591	15,067	352	256,810	2,063	0	130,176	33,813	0	450,871

Expenditures by Expenditure Codes and Revenue Source 2023 GARFIELD

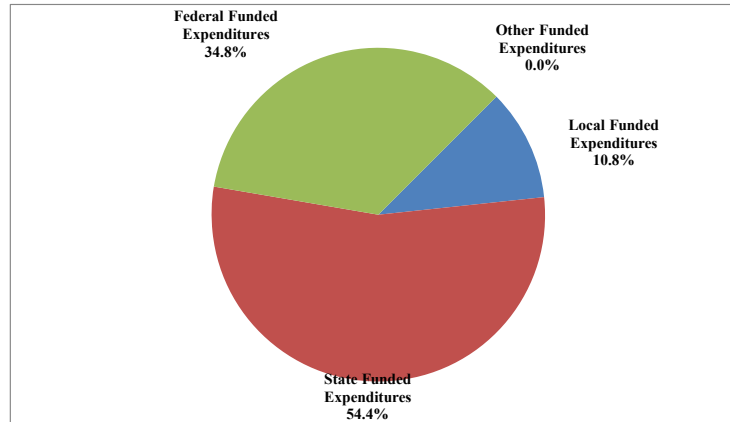
OFM April 2023 Population Estimate
FTE Count

2,300
4.2

Basis of Accounting: Cash

Exp. Code	Expenditure Code Title	Local		State				Federal		Other	Total Expenditures
		Local Government Contributions	Licenses, Permits & Fees	State from DOH	Foundational Public Health Services	County Public Health Assistance	State from Other	Federal through DOH	Federal from Other	Misc/Fund Balance/ Other	
562.71	Chronic Disease Prevention	1,030	0	0	0	4,733	0	15,238	0	0	21,001
562.72	Tobacco and Vapor Prevention and Education	2,066	0	10,638	0	0	0	0	0	0	12,704
562.73	Marijuana Prevention	0	0	5,417	0	0	0	0	0	0	5,417
562.74	Violence & Injury Prevention	163	0	0	6,859	0	0	0	0	0	7,022
562.75	Suicide Prevention and Outreach	0	0	0	1,876	0	0	0	0	0	1,876
562.76	Substance Use Disorder Prevention and Outreach	0	0	0	607	0	0	0	0	0	607
562.80	FPHS Access/Linkage with medical, Oral and Behavioral Health	0	0	0	1,672	0	0	0	0	0	1,672
562.81	Children with Special Health Care Needs (CSHCN)	0	0	0	0	0	0	3,563	0	0	3,563
562.82	Oral Health	400	0	0	0	529	5,839	0	5,839	0	12,606
562.83	Clinical Services - Immunizations	0	0	0	0	394	0	0	0	0	394
562.84	Clinical Services - Communicable Disease	0	0	0	0	49	0	0	0	0	49
562.85	Clinical Services - Chronic Disease	0	0	0	0	291	0	0	2,927	0	3,218
562.86	Clinical Services - Family Planning - NonTitle X	0	0	0	0	0	0	0	0	0	0
562.87	Clinical Services - Family Planning - Title X	0	0	0	0	0	0	0	0	0	0
562.88	Clinical Services - Other	0	27,563	0	0	0	0	0	0	0	27,563
562.90	FPHS Vital Records	0	619	0	1,420	0	0	0	0	0	2,039
562.91	FPHS Laboratory - Centralized	0	0	0	0	0	0	0	0	0	0
562.92	FPHS Laboratory	0	0	0	0	0	0	0	0	0	0
562.93	Lab - Other/Non-FPHS	0	0	0	0	0	0	0	0	0	0
562.94	Pharmacy (for expenditures not already captured in a program)	0	0	0	0	0	0	0	0	0	0
Total		16,250	43,249	16,406	269,245	8,059	5,839	148,976	42,579	0	550,603

EXPENDITURE SUMMARY		
	Amount	Percentage
Local		
Local Government Contributions	16,250	3.0%
Licenses, Permits & Fees	43,249	7.9%
Local Funded Expenditures	59,499	10.8%
State		
State from DOH	16,406	3.0%
Foundational Public Health Services	269,245	48.9%
County Public Health Assistance	8,059	1.5%
State from Other	5,839	1.1%
State Funded Expenditures	299,549	54.4%
Federal		
Federal through DOH	148,976	27.1%
Federal from Other	42,579	7.7%
Federal Funded Expenditures	191,555	34.8%
Misc/Fund Balance/Other		
Other Funded Expenditures	0	0.0%
Total	550,603	100.0%



Expenditures by Expenditure Codes and Revenue Source

2023

GRANT

OFM April 2023 Population Estimate
FTE Count

100,800
45.0

Basis of Accounting: Cash

Exp. Code	Expenditure Code Title	Local		State				Federal		Other	Total Expenditures
		Local Government Contributions	Licenses, Permits & Fees	State from DOH	Foundational Public Health Services	County Public Health Assistance	State from Other	Federal through DOH	Federal from Other	Misc/Fund Balance/ Other	
562.10	FPHS Epidemiology & Surveillance	0	0	0	0	0	0	0	0	0	0
562.11	FPHS Community Health Assessment	0	0	0	117,899	0	0	0	0	0	117,899
562.12	FPHS Emergency Preparedness and Response	0	120	0	363,074	0	28,548	857,285	0	0	1,249,027
562.13	FPHS Communication	0	1,000	0	165,637	0	0	0	0	0	166,637
562.14	FPHS Policy Development and Support	0	0	0	(200,174)	0	0	0	0	0	(200,174)
562.15	FPHS Community Partnership Development	0	0	0	(51,268)	0	0	260,320	0	0	209,052
562.16	FPHS Business Competencies	0	0	0	0	0	0	0	0	0	0
562.17	FPHS Technology	0	0	0	118,574	0	0	0	0	0	118,574
562.20	FPHS CD Data & Planning	0	0	0	0	0	0	0	0	0	0
562.21	FPHS Promote Immunizations	0	0	0	42,976	0	0	5,096	0	0	48,073
562.22	Immunizations - Vaccine for Children (VFC)	0	0	0	1,999	0	0	819	0	0	2,818
562.23	FPHS Disease Investigation - Tuberculosis (TB)	0	2,877	0	200,560	0	0	14,991	0	0	218,427
562.24	FPHS Disease Investigation - Hepatitis C	0	0	0	0	0	0	0	0	0	0
562.25	FPHS Disease Investigation - Syphilis, Gonorrhea and HIV	0	0	0	0	0	0	0	0	0	0
562.26	FPHS Disease Investigation - STD (other)	0	0	0	83,619	0	0	0	0	0	83,619
562.27	FPHS Disease Investigation - VPD	0	0	0	0	0	0	0	0	0	0
562.28	FPHS Disease Investigation - Enteric	0	0	0	0	0	0	0	0	0	0
562.29	FPHS Disease Investigation - General CD	0	0	0	469,067	0	0	0	0	0	469,067
562.30	Needle Exchange	0	0	0	0	0	0	0	0	0	0
562.32	Immunization-Value of Vaccine Furnished										
562.40	FPHS EPH Data & Planning	0	0	0	0	0	0	0	0	0	0
562.41	FPHS Food	0	537,368	0	226,450	0	0	0	0	0	763,818
562.42	FPHS Recreational Water	0	30,908	0	29,032	0	0	0	0	0	59,940
562.43	FPHS Drinking Water Quality	0	57,618	0	14,679	0	0	4,250	0	0	76,547
562.44	FPHS On-Site Wastewater	0	0	0	0	0	0	0	0	0	0
562.45	FPHS Solid and Hazardous Waste	5,001	14,467	0	798,729	0	63,739	0	0	0	881,937
562.46	FPHS Schools	0	2,453	0	4,700	0	0	0	0	0	7,153
562.47	FPHS Temporary Worker Housing	0	0	0	0	0	0	0	0	0	0
562.48	FPHS Transient Accommodations	0	0	0	0	0	0	0	0	0	0
562.49	FPHS Smoking in Public Places	0	0	0	0	0	0	0	0	0	0
562.50	FPHS Other EPH Outbreak Investigations not captured	0	0	0	87,681	0	0	0	0	0	87,681
562.51	FPHS Zoonotics (includes vectors)	0	0	0	29,023	0	0	0	0	0	29,023
562.52	FPHS Radiation	0	0	0	0	0	0	0	0	0	0
562.53	FPHS Land Use Planning	0	289,388	0	31,220	0	0	0	0	0	320,608
562.54	Indoor Air (including asthma prevention)	0	0	0	0	0	0	0	0	0	0
562.55	Outdoor Air	0	0	0	7,003	0	0	0	0	0	7,003
562.56	Hazardous Chemicals and Other Substances and Sites	0	0	0	0	0	0	0	0	0	0
562.57	Lead	0	0	0	2,790	0	0	0	0	0	2,790
562.58	Environmental Health Other	0	0	0	34,623	0	0	0	0	0	34,623
562.59	Other Environmental Health										
562.60	FPHS MCH Data & Planning	0	0	0	517	0	0	0	0	0	517
562.61	Population-based maternal, child, adolescent and family health	0	0	0	0	0	0	102,474	0	0	102,474
562.62	Women, Infant & Children (WIC)	0	0	0	0	0	0	0	0	0	0
562.63	MCH Home Visiting	0	0	0	0	0	0	0	0	0	0
562.70	FPHS Chronic Disease, Injury & Violence Prevention Data &	0	0	0	0	0	0	0	0	0	0
562.00	Public Health Sub-Total	5,001	936,198	0	2,578,411	0	92,287	1,245,235	0	0	4,857,132

Expenditures by Expenditure Codes and Revenue Source

2023

GRANT

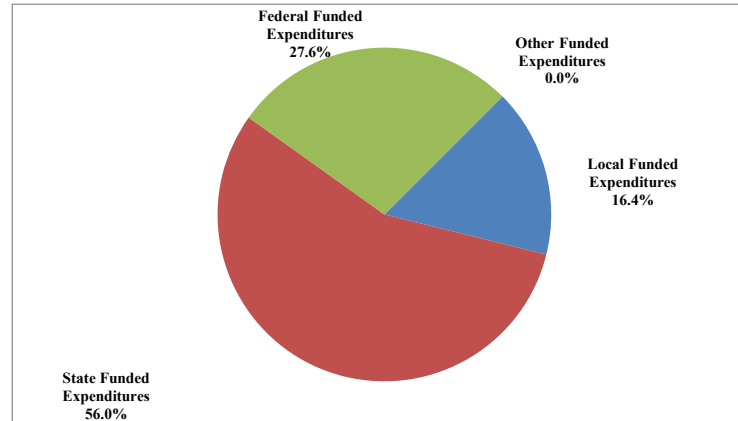
OFM April 2023 Population Estimate
FTE Count

100,800
45.0

Basis of Accounting: Cash

Exp. Code	Expenditure Code Title	Local		State				Federal		Other	Total Expenditures
		Local Government Contributions	Licenses, Permits & Fees	State from DOH	Foundational Public Health Services	County Public Health Assistance	State from Other	Federal through DOH	Federal from Other	Misc/Fund Balance/ Other	
562.71	Chronic Disease Prevention	0	0	0	147,812	0	0	0	0	0	147,812
562.72	Tobacco and Vapor Prevention and Education	0	0	0	6,041	0	250,855	0	0	0	256,896
562.73	Marijuana Prevention	0	0	0	9,696	0	208,510	0	0	0	218,205
562.74	Violence & Injury Prevention	0	46,200	0	179,211	0	59,836	0	0	0	285,247
562.75	Suicide Prevention and Outreach	0	0	0	0	0	0	0	0	0	0
562.76	Substance Use Disorder Prevention and Outreach	0	0	0	24,347	0	0	0	0	0	24,347
562.80	FPHS Access/Linkage with medical, Oral and Behavioral Health	0	0	0	281	0	0	382,156	0	0	382,436
562.81	Children with Special Health Care Needs (CSHCN)	0	5,525	0	0	0	0	111,819	0	0	117,344
562.82	Oral Health	0	0	0	3,856	0	0	38,944	0	0	42,800
562.83	Clinical Services - Immunizations	0	0	0	0	0	0	0	0	0	0
562.84	Clinical Services - Communicable Disease	0	0	0	0	0	0	0	0	0	0
562.85	Clinical Services - Chronic Disease	0	0	0	0	0	0	0	0	0	0
562.86	Clinical Services - Family Planning - NonTitle X	0	0	0	0	0	0	0	0	0	0
562.87	Clinical Services - Family Planning - Title X	0	0	0	0	0	0	0	0	0	0
562.88	Clinical Services - Other	0	0	0	0	0	0	0	0	0	0
562.90	FPHS Vital Records	3,445	56,867	0	41,755	0	0	0	0	0	102,067
562.91	FPHS Laboratory - Centralized	0	0	0	0	0	0	0	0	0	0
562.92	FPHS Laboratory	0	0	0	0	0	0	0	0	0	0
562.93	Lab - Other/Non-FPHS	0	0	0	0	0	0	0	0	0	0
562.94	Pharmacy (for expenditures not already captured in a program)	0	0	0	0	0	0	0	0	0	0
Total		8,446	1,044,790	0	2,991,409	0	611,488	1,778,153	0	0	6,434,287

EXPENDITURE SUMMARY		
	Amount	Percentage
Local		
Local Government Contributions	8,446	0.1%
Licenses, Permits & Fees	1,044,790	16.2%
Local Funded Expenditures	1,053,236	16.4%
State		
State from DOH	0	0.0%
Foundational Public Health Services	2,991,409	46.5%
County Public Health Assistance	0	0.0%
State from Other	611,488	9.5%
State Funded Expenditures	3,602,898	56.0%
Federal		
Federal through DOH	1,778,153	27.6%
Federal from Other	0	0.0%
Federal Funded Expenditures	1,778,153	27.6%
Misc/Fund Balance/Other		
Other Funded Expenditures	0	0.0%
Total	6,434,287	100.0%



Expenditures by Expenditure Codes and Revenue Source

2023

GRAYS HARBOR

OFM April 2023 Population Estimate

76,050

FTE Count

36.5

Basis of Accounting:

Cash

Exp. Code	Expenditure Code Title	Local		State				Federal		Other	Total Expenditures
		Local Government Contributions	Licenses, Permits & Fees	State from DOH	Foundational Public Health Services	County Public Health Assistance	State from Other	Federal through DOH	Federal from Other	Misc/Fund Balance/ Other	
562.10	FPHS Epidemiology & Surveillance	0	0	0	0	0	0	0	0	0	0
562.11	FPHS Community Health Assessment	220,000	0	104,319	6,005	0	0	0	0	0	330,324
562.12	FPHS Emergency Preparedness and Response	0	0	0	113,339	0	0	161,733	14,200	0	289,271
562.13	FPHS Communication	0	0	0	151,509	0	0	0	0	0	151,509
562.14	FPHS Policy Development and Support	260,762	0	0	563,177	0	0	0	0	42,354	866,293
562.15	FPHS Community Partnership Development	0	0	0	0	0	0	0	0	0	0
562.16	FPHS Business Competencies	0	0	0	50,924	0	0	0	0	0	50,924
562.17	FPHS Technology	0	0	0	0	0	0	0	0	0	0
562.20	FPHS CD Data & Planning	0	0	0	0	0	0	0	0	0	0
562.21	FPHS Promote Immunizations	0	0	0	0	0	0	0	0	0	0
562.22	Immunizations - Vaccine for Children (VFC)	0	0	0	0	0	0	0	0	0	0
562.23	FPHS Disease Investigation - Tuberculosis (TB)	0	127	0	2,328	0	0	0	0	0	2,455
562.24	FPHS Disease Investigation - Hepatitis C	0	0	0	0	0	0	0	0	0	0
562.25	FPHS Disease Investigation - Syphilis, Gonorrhea and HIV	0	0	0	0	0	0	0	0	0	0
562.26	FPHS Disease Investigation - STD (other)	0	0	0	0	0	0	0	0	0	0
562.27	FPHS Disease Investigation - VPD	0	0	0	0	0	0	0	0	0	0
562.28	FPHS Disease Investigation - Enteric	0	0	0	0	0	0	0	0	0	0
562.29	FPHS Disease Investigation - General CD	0	0	0	0	0	0	0	0	0	0
562.30	Needle Exchange	0	0	0	0	0	0	0	0	0	0
562.32	Immunization-Value of Vaccine Furnished										
562.40	FPHS EPH Data & Planning	0	0	0	166,000	0	0	0	0	0	166,000
562.41	FPHS Food	0	0	0	23,038	0	0	0	0	0	23,038
562.42	FPHS Recreational Water	0	0	0	0	0	0	0	0	0	0
562.43	FPHS Drinking Water Quality	0	8,600	0	40,176	0	0	0	0	0	48,776
562.44	FPHS On-Site Wastewater	0	0	0	18,521	0	0	0	0	0	18,521
562.45	FPHS Solid and Hazardous Waste	0	0	0	40,556	0	0	0	0	0	40,556
562.46	FPHS Schools	0	0	0	27,709	0	0	0	0	0	27,709
562.47	FPHS Temporary Worker Housing	0	0	0	0	0	0	0	0	0	0
562.48	FPHS Transient Accommodations	37,287	0	0	0	0	176,679	0	258,373	0	472,338
562.49	FPHS Smoking in Public Places	0	0	0	0	0	0	0	0	0	0
562.50	FPHS Other EPH Outbreak Investigations not captured	0	0	0	75,000	0	0	0	0	0	75,000
562.51	FPHS Zoonotics (includes vectors)	0	0	0	0	0	0	0	0	0	0
562.52	FPHS Radiation	0	0	0	0	0	0	0	0	0	0
562.53	FPHS Land Use Planning	0	0	0	35,676	0	0	0	0	0	35,676
562.54	Indoor Air (including asthma prevention)	0	0	0	0	0	0	0	0	0	0
562.55	Outdoor Air	0	0	0	0	0	0	0	0	0	0
562.56	Hazardous Chemicals and Other Substances and Sites	0	0	0	0	0	0	0	0	0	0
562.57	Lead	0	0	0	0	0	0	0	0	0	0
562.58	Environmental Health Other	0	0	26,478	0	0	0	12,000	0	0	38,478
562.59	Other Environmental Health										
562.60	FPHS MCH Data & Planning	0	0	0	159,672	0	0	0	0	3,000	162,672
562.61	Population-based maternal, child, adolescent and family health	0	0	0	0	0	0	0	0	0	0
562.62	Women, Infant & Children (WIC)	76,062	0	0	5,951	0	0	412,634	0	0	494,648
562.63	MCH Home Visiting	0	0	0	0	0	0	0	0	0	0
562.70	FPHS Chronic Disease, Injury & Violence Prevention Data &	22,596	0	0	179,574	0	25,466	0	8,154	0	235,791
562.00	Public Health Sub-Total	616,707	8,727	130,797	1,659,156	0	202,145	586,367	280,727	45,354	3,529,980

Expenditures by Expenditure Codes and Revenue Source 2023 GRAYS HARBOR

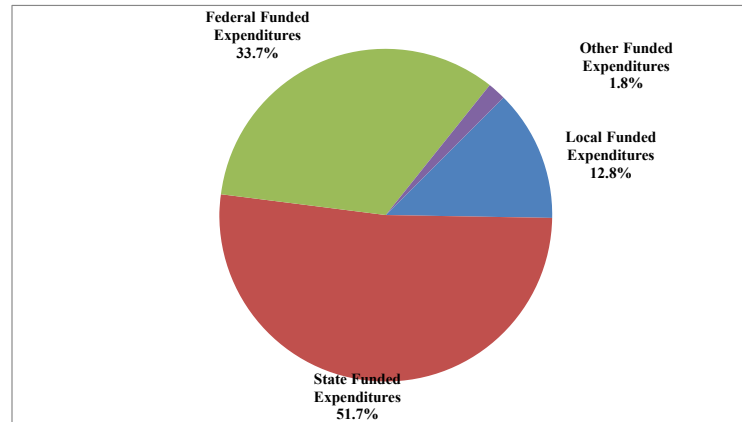
OFM April 2023 Population Estimate
FTE Count

76,050
36.5

Basis of Accounting: Cash

Exp. Code	Expenditure Code Title	Local		State				Federal		Other	Total Expenditures
		Local Government Contributions	Licenses, Permits & Fees	State from DOH	Foundational Public Health Services	County Public Health Assistance	State from Other	Federal through DOH	Federal from Other	Misc/Fund Balance/ Other	
562.71	Chronic Disease Prevention	24,126	0	0	0	0	9,860	0	159,011	0	192,997
562.72	Tobacco and Vapor Prevention and Education	3,030	0	0	0	0	4,199	0	0	0	7,229
562.73	Marijuana Prevention	5,328	0	0	0	0	42,032	0	0	45,875	93,236
562.74	Violence & Injury Prevention	0	0	0	0	0	0	0	0	0	0
562.75	Suicide Prevention and Outreach	0	0	0	0	0	0	0	0	0	0
562.76	Substance Use Disorder Prevention and Outreach	35,451	0	0	41,703	0	291,358	63,575	578,967	286	1,011,340
562.80	FPHS Access/Linkage with medical, Oral and Behavioral Health	0	0	0	0	0	13,875	0	0	1,354	15,229
562.81	Children with Special Health Care Needs (CSHCN)	0	0	0	3,950	0	0	78,426	0	0	82,375
562.82	Oral Health	0	0	0	0	0	15,888	0	15,888	0	31,776
562.83	Clinical Services - Immunizations	0	0	0	15,609	0	0	7,663	0	0	23,272
562.84	Clinical Services - Communicable Disease	0	0	0	387,263	0	0	0	0	0	387,263
562.85	Clinical Services - Chronic Disease	0	0	0	0	0	0	0	0	0	0
562.86	Clinical Services - Family Planning - NonTitle X	77,466	63,808	92,764	0	160,838	0	33,501	0	474	428,851
562.87	Clinical Services - Family Planning - Title X	0	0	0	0	0	0	0	247,833	0	247,833
562.88	Clinical Services - Other	17,092	0	20,000	81,004	97,624	322,528	47,039	257,831	31,362	874,480
562.90	FPHS Vital Records	0	41,447	0	25,891	0	0	0	0	176	67,514
562.91	FPHS Laboratory - Centralized	0	0	0	0	0	0	0	0	0	0
562.92	FPHS Laboratory	0	0	0	0	0	0	0	0	0	0
562.93	Lab - Other/Non-FPHS	0	0	0	0	0	0	0	0	0	0
562.94	Pharmacy (for expenditures not already captured in a program)	0	0	0	0	0	0	0	0	0	0
Total		779,200	113,981	243,562	2,214,576	258,462	901,886	816,570	1,540,257	124,881	6,993,374

EXPENDITURE SUMMARY		
	Amount	Percentage
Local		
Local Government Contributions	779,200	11.1%
Licenses, Permits & Fees	113,981	1.6%
Local Funded Expenditures	893,181	12.8%
State		
State from DOH	243,562	3.5%
Foundational Public Health Services	2,214,576	31.7%
County Public Health Assistance	258,462	3.7%
State from Other	901,886	12.9%
State Funded Expenditures	3,618,485	51.7%
Federal		
Federal through DOH	816,570	11.7%
Federal from Other	1,540,257	22.0%
Federal Funded Expenditures	2,356,827	33.7%
Misc/Fund Balance/Other		
Other Funded Expenditures	124,881	1.8%
Total	6,993,374	100.0%



Expenditures by Expenditure Codes and Revenue Source

2023

ISLAND

OFM April 2023 Population Estimate
FTE Count

87,100
59.0

Basis of Accounting: Accrual

Exp. Code	Expenditure Code Title	Local		State				Federal		Other	Total Expenditures
		Local Government Contributions	Licenses, Permits & Fees	State from DOH	Foundational Public Health Services	County Public Health Assistance	State from Other	Federal through DOH	Federal from Other	Misc/Fund Balance/ Other	
562.10	FPHS Epidemiology & Surveillance	0	0	0	130,724	0	0	0	0	0	130,724
562.11	FPHS Community Health Assessment	0	0	0	291,572	215,184	0	0	0	0	506,756
562.12	FPHS Emergency Preparedness and Response	0	0	0	5,743	0	0	734,806	0	0	740,549
562.13	FPHS Communication	0	0	0	35,210	0	0	0	0	0	35,210
562.14	FPHS Policy Development and Support	0	0	0	0	0	0	0	0	0	0
562.15	FPHS Community Partnership Development	0	0	0	51,587	0	0	0	0	0	51,587
562.16	FPHS Business Competencies	0	0	0	0	0	0	0	0	0	0
562.17	FPHS Technology	0	27,399	0	50,903	0	0	0	0	0	78,302
562.20	FPHS CD Data & Planning	0	0	0	0	0	0	0	0	0	0
562.21	FPHS Promote Immunizations	0	0	0	0	2,000	0	0	0	0	2,000
562.22	Immunizations - Vaccine for Children (VFC)	0	0	0	0	0	0	0	0	0	0
562.23	FPHS Disease Investigation - Tuberculosis (TB)	0	0	0	47,162	2,000	0	0	0	0	49,162
562.24	FPHS Disease Investigation - Hepatitis C	0	0	0	0	0	0	0	0	0	0
562.25	FPHS Disease Investigation - Syphilis, Gonorrhea and HIV	0	0	0	1,200	300	0	0	0	0	1,500
562.26	FPHS Disease Investigation - STD (other)	0	0	0	27,000	7,592	0	0	0	0	34,592
562.27	FPHS Disease Investigation - VPD	0	0	0	24,000	0	0	0	0	0	24,000
562.28	FPHS Disease Investigation - Enteric	0	0	0	0	0	0	0	0	0	0
562.29	FPHS Disease Investigation - General CD	0	0	0	158,000	29,181	0	0	0	0	187,181
562.30	Needle Exchange	0	0	0	0	4,500	169	0	0	0	4,669
562.32	Immunization-Value of Vaccine Furnished										
562.40	FPHS EPH Data & Planning	0	0	0	42,539	0	0	0	0	0	42,539
562.41	FPHS Food	0	358,411	0	184,981	0	0	0	20,492	80	563,964
562.42	FPHS Recreational Water	187,237	0	0	0	350,204	11,958	0	0	0	549,399
562.43	FPHS Drinking Water Quality	0	95,035	40,378	82,000	0	0	0	0	40	217,453
562.44	FPHS On-Site Wastewater	0	339,614	0	0	0	0	36,615	0	0	376,229
562.45	FPHS Solid and Hazardous Waste	0	0	0	65,512	0	9,000	0	0	0	74,512
562.46	FPHS Schools	0	2,056	0	25,000	0	0	0	0	0	27,056
562.47	FPHS Temporary Worker Housing	0	0	0	0	0	0	0	0	0	0
562.48	FPHS Transient Accommodations	0	0	0	0	0	0	0	0	0	0
562.49	FPHS Smoking in Public Places	0	0	0	0	0	0	0	0	0	0
562.50	FPHS Other EPH Outbreak Investigations not captured	0	0	0	0	0	0	0	0	0	0
562.51	FPHS Zoonotics (includes vectors)	0	0	0	0	0	0	0	0	0	0
562.52	FPHS Radiation	0	0	0	0	0	0	0	0	0	0
562.53	FPHS Land Use Planning	0	34,968	0	50,000	0	0	0	0	0	84,968
562.54	Indoor Air (including asthma prevention)	0	0	0	0	0	0	0	0	0	0
562.55	Outdoor Air	0	37,339	0	0	0	0	0	0	0	37,339
562.56	Hazardous Chemicals and Other Substances and Sites	6,752	0	5,515	0	0	0	0	0	0	12,267
562.57	Lead	0	0	0	0	0	0	0	0	0	0
562.58	Environmental Health Other	188,977	618,849	0	0	0	536,102	0	185,151	0	1,529,079
562.59	Other Environmental Health	438,165	7,651	0	0	0	0	0	0	0	445,816
562.60	FPHS MCH Data & Planning	0	0	0	42,003	0	0	0	0	0	42,003
562.61	Population-based maternal, child, adolescent and family health	0	0	0	0	0	0	0	0	0	0
562.62	Women, Infant & Children (WIC)	20,000	0	0	0	37,501	0	293,900	0	0	351,401
562.63	MCH Home Visiting	0	0	0	13,630	0	0	0	0	0	13,630
562.70	FPHS Chronic Disease, Injury & Violence Prevention Data &	0	0	0	157,463	0	0	0	0	0	157,463
562.00	Public Health Sub-Total	841,131	1,521,321	45,893	1,486,229	648,462	557,229	1,065,322	205,643	120	6,371,349

Expenditures by Expenditure Codes and Revenue Source

2023

ISLAND

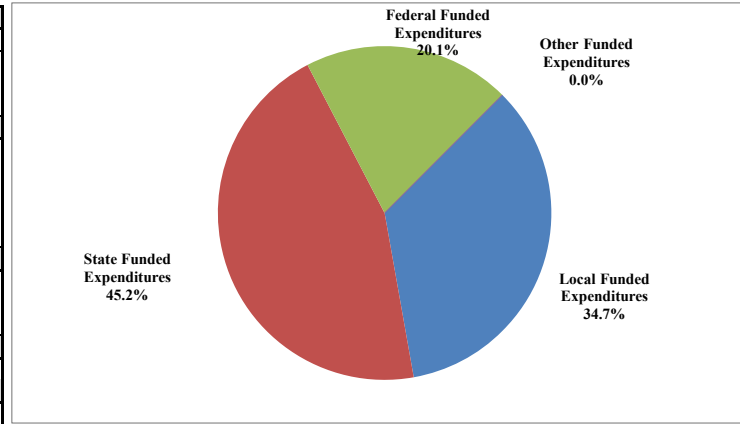
OFM April 2023 Population Estimate
FTE Count

87,100
59.0

Basis of Accounting: Accrual

Exp. Code	Expenditure Code Title	Local		State				Federal		Other	Total Expenditures
		Local Government Contributions	Licenses, Permits & Fees	State from DOH	Foundational Public Health Services	County Public Health Assistance	State from Other	Federal through DOH	Federal from Other	Misc/Fund Balance/ Other	
562.71	Chronic Disease Prevention	0	0	0	0	5,504	0	0	0	0	5,504
562.72	Tobacco and Vapor Prevention and Education	0	0	0	100	1,571	0	0	0	0	1,671
562.73	Marijuana Prevention	0	0	0	0	7,113	38,039	0	0	0	45,152
562.74	Violence & Injury Prevention	0	0	0	0	0	0	0	0	0	0
562.75	Welfare/Veteran, Disabled, Homeless, Domestic	0	0	0	0	0	0	0	0	0	0
562.76	Substance Use Disorder Prevention and Outreach	0	0	0	0	0	0	0	0	0	0
562.80	FPHS Access/Linkage with medical, Oral and Behavioral Health	0	0	0	0	0	0	0	0	0	0
562.81	Children with Special Health Care Needs (CSHCN)	0	0	0	201,263	9,000	0	43,664	0	0	253,927
562.82	Oral Health	0	0	0	24,149	0	13,012	0	13,012	0	50,173
562.83	Clinical Services - Immunizations	0	0	0	0	0	0	0	0	0	0
562.84	Clinical Services - Communicable Disease	0	0	0	0	0	0	0	0	0	0
562.85	Clinical Services - Chronic Disease	0	0	0	0	0	0	0	0	0	0
562.86	Clinical Services - Family Planning - NonTitle X	0	0	0	0	0	0	0	0	0	0
562.87	Clinical Services - Family Planning - Title X	0	0	0	0	0	0	0	0	0	0
562.88	Clinical Services - Other	0	0	0	0	0	0	0	0	0	0
562.90	FPHS Vital Records	0	0	0	25,000	13,500	0	43,302	0	0	81,802
562.91	FPHS Laboratory - Centralized	0	0	0	0	0	0	0	0	0	0
562.92	FPHS Laboratory	0	0	0	0	0	0	0	0	0	0
562.93	Lab - Other/Non-FPHS	0	0	0	0	0	0	0	0	0	0
562.94	Pharmacy (for expenditures not already captured in a program)	0	0	0	0	0	0	0	0	0	0
Total		841,131	1,521,321	45,893	1,736,740	685,150	608,280	1,152,287	218,655	120	6,809,577

EXPENDITURE SUMMARY		
	Amount	Percentage
Local		
Local Government Contributions	841,131	12.4%
Licenses, Permits & Fees	1,521,321	22.3%
Local Funded Expenditures	2,362,451	34.7%
State		
State from DOH	45,893	0.7%
Foundational Public Health Services	1,736,740	25.5%
County Public Health Assistance	685,150	10.1%
State from Other	608,280	8.9%
State Funded Expenditures	3,076,064	45.2%
Federal		
Federal through DOH	1,152,287	16.9%
Federal from Other	218,655	3.2%
Federal Funded Expenditures	1,370,942	20.1%
Misc/Fund Balance/Other		
Other Funded Expenditures	120	0.0%
Total	6,809,577	100.0%



Expenditures by Expenditure Codes and Revenue Source

2023

JEFFERSON

OFM April 2023 Population Estimate
FTE Count

33,100
61.6

Basis of Accounting: Cash

Exp. Code	Expenditure Code Title	Local		State				Federal		Other	Total Expenditures
		Local Government Contributions	Licenses, Permits & Fees	State from DOH	Foundational Public Health Services	County Public Health Assistance	State from Other	Federal through DOH	Federal from Other	Misc/Fund Balance/ Other	
562.10	FPHS Epidemiology & Surveillance	0	0	0	30,000	0	0	0	0	0	30,000
562.11	FPHS Community Health Assessment	0	0	0	0	0	0	0	0	0	0
562.12	FPHS Emergency Preparedness and Response	0	0	0	89,000	0	0	308,086	86	0	397,172
562.13	FPHS Communication	26,684	0	0	170,000	0	0	0	0	0	196,684
562.14	FPHS Policy Development and Support	27,830	0	0	117,500	0	0	0	0	0	145,330
562.15	FPHS Community Partnership Development	34,200	0	0	0	0	0	0	0	0	34,200
562.16	FPHS Business Competencies	219,840	417,143	240,254	445,000	0	149,826	64,342	517,240	117	2,053,762
562.17	FPHS Technology	7,300	79,872	0	0	0	0	0	0	0	87,172
562.20	FPHS CD Data & Planning	0	0	0	0	0	0	0	0	0	0
562.21	FPHS Promote Immunizations	0	0	0	37,500	0	0	0	0	0	37,500
562.22	Immunizations - Vaccine for Children (VFC)	0	0	0	0	0	0	0	0	0	0
562.23	FPHS Disease Investigation - Tuberculosis (TB)	0	1,176	0	3,500	0	0	0	0	0	4,676
562.24	FPHS Disease Investigation - Hepatitis C	0	0	0	0	0	0	0	0	0	0
562.25	FPHS Disease Investigation - Syphilis, Gonorrhea and HIV	0	0	0	0	0	0	0	0	0	0
562.26	FPHS Disease Investigation - STD (other)	12,000	14,611	0	0	0	0	0	0	0	26,611
562.27	FPHS Disease Investigation - VPD	0	0	0	0	0	0	0	0	0	0
562.28	FPHS Disease Investigation - Enteric	0	0	0	0	0	0	0	0	0	0
562.29	FPHS Disease Investigation - General CD	0	0	0	52,500	30,000	0	0	0	0	82,500
562.30	Needle Exchange	0	0	15,410	0	0	0	0	0	125	15,535
562.32	Immunization-Value of Vaccine Furnished										
562.40	FPHS EPH Data & Planning	0	0	0	186,000	0	0	0	0	0	186,000
562.41	FPHS Food	0	123,440	0	88,500	0	0	0	0	0	211,940
562.42	FPHS Recreational Water	0	0	0	0	0	0	0	0	0	0
562.43	FPHS Drinking Water Quality	0	31,563	0	69,000	0	0	0	0	0	100,563
562.44	FPHS On-Site Wastewater	0	0	0	0	0	0	0	0	0	0
562.45	FPHS Solid and Hazardous Waste	32,500	33,758	0	63,225	0	214,677	0	46,769	2,105	393,034
562.46	FPHS Schools	0	0	0	0	0	0	0	0	0	0
562.47	FPHS Temporary Worker Housing	0	0	0	0	0	0	0	0	0	0
562.48	FPHS Transient Accommodations	0	0	0	65,000	0	0	0	0	0	65,000
562.49	FPHS Smoking in Public Places	0	0	0	0	0	0	0	0	0	0
562.50	FPHS Other EPH Outbreak Investigations not captured	0	0	0	0	0	0	0	0	0	0
562.51	FPHS Zoonotics (includes vectors)	0	0	0	0	0	0	0	0	0	0
562.52	FPHS Radiation	0	0	0	0	0	0	0	0	0	0
562.53	FPHS Land Use Planning	0	519,615	37,488	38,275	0	0	72,979	0	90	668,446
562.54	Indoor Air (including asthma prevention)	0	0	0	0	0	0	0	0	0	0
562.55	Outdoor Air	0	0	0	0	0	0	0	0	0	0
562.56	Hazardous Chemicals and Other Substances and Sites	0	0	0	0	0	0	0	0	0	0
562.57	Lead	0	0	0	0	0	0	0	0	0	0
562.58	Environmental Health Other	0	32,059	9,302	0	0	0	26,000	0	0	67,361
562.59	Other Environmental Health										
562.60	FPHS MCH Data & Planning	0	0	0	0	0	0	0	0	0	0
562.61	Population-based maternal, child, adolescent and family health	67,500	78,404	0	235,333	0	0	0	0	10	381,247
562.62	Women, Infant & Children (WIC)	3,000	0	0	0	0	0	160,586	0	0	163,586
562.63	MCH Home Visiting	35,000	57,148	17,194	0	0	328,788	5,451	0	71	443,652
562.70	FPHS Chronic Disease, Injury & Violence Prevention Data &	0	0	0	58,833	0	0	0	0	0	58,833
562.00	Public Health Sub-Total	465,853	1,388,791	319,649	1,749,167	30,000	693,292	637,443	564,094	2,517	5,850,806

Expenditures by Expenditure Codes and Revenue Source 2023 JEFFERSON

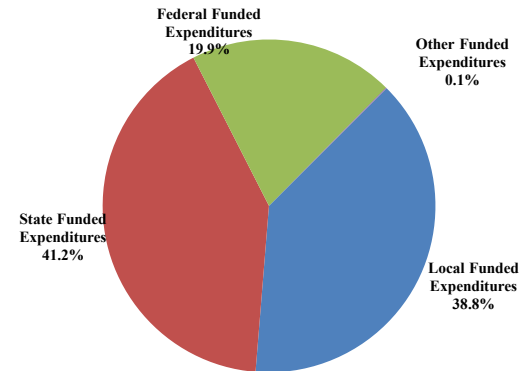
OFM April 2023 Population Estimate
FTE Count

33,100
61.6

Basis of Accounting: Cash

Exp. Code	Expenditure Code Title	Local		State				Federal		Other	Total Expenditures
		Local Government Contributions	Licenses, Permits & Fees	State from DOH	Foundational Public Health Services	County Public Health Assistance	State from Other	Federal through DOH	Federal from Other	Misc/Fund Balance/ Other	
562.71	Chronic Disease Prevention	0	0	0	0	0	0	0	0	0	0
562.72	Tobacco and Vapor Prevention and Education	4,495	0	98,032	0	0	0	0	0	0	102,527
562.73	Marijuana Prevention	0	0	0	0	0	0	0	0	0	0
562.74	Violence & Injury Prevention	0	0	0	0	0	0	0	0	0	0
562.75	Welfare/Veteran, Disabled, Homeless, Domestic	0	0	0	0	0	0	0	0	0	0
562.76	Substance Use Disorder Prevention and Outreach	55,000	0	5,210	75,000	0	0	0	322,837	0	458,047
562.80	FPHS Access/Linkage with medical, Oral and Behavioral Health	0	0	0	58,833	0	0	0	0	0	58,833
562.81	Children with Special Health Care Needs (CSHCN)	0	0	0	0	0	0	24,766	0	0	24,766
562.82	Oral Health	0	0	0	0	0	0	0	0	0	0
562.83	Clinical Services - Immunizations	29,200	34,006	28,769	0	0	0	4,882	0	391	97,247
562.84	Clinical Services - Communicable Disease	0	0	0	0	0	0	0	0	0	0
562.85	Clinical Services - Chronic Disease	0	0	0	0	0	0	0	0	0	0
562.86	Clinical Services - Family Planning - NonTitle X	128,948	166,761	211,550	0	9,000	0	33,476	0	2,015	551,751
562.87	Clinical Services - Family Planning - Title X	18,000	0	0	0	0	0	0	0	0	18,000
562.88	Clinical Services - Other	100	0	0	0	0	0	0	636	0	736
562.90	FPHS Vital Records	0	21,944	0	0	0	0	0	0	0	21,944
562.91	FPHS Laboratory - Centralized	0	0	0	0	0	0	0	0	0	0
562.92	FPHS Laboratory	0	0	0	0	0	0	0	0	0	0
562.93	Lab - Other/Non-FPHS	0	0	0	0	0	0	0	0	0	0
562.94	Pharmacy (for expenditures not already captured in a program)	0	0	0	0	0	0	0	0	0	0
568.00	Developmental Disabilities	81,062	695,518	5,250	0	0	81	0	0	34	781,944
Total		782,659	2,307,019	668,460	1,883,000	39,000	693,372	700,568	887,568	4,957	7,966,602

EXPENDITURE SUMMARY		
	Amount	Percentage
Local		
Local Government Contributions	782,659	9.8%
Licenses, Permits & Fees	2,307,019	29.0%
Local Funded Expenditures	3,089,677	38.8%
State		
State from DOH	668,460	8.4%
Foundational Public Health Services	1,883,000	23.6%
County Public Health Assistance	39,000	0.5%
State from Other	693,372	8.7%
State Funded Expenditures	3,283,833	41.2%
Federal		
Federal through DOH	700,568	8.8%
Federal from Other	887,568	11.1%
Federal Funded Expenditures	1,588,136	19.9%
Misc/Fund Balance/Other		
Other Funded Expenditures	4,957	0.1%
Total	7,966,602	100.0%



Expenditures by Expenditure Codes and Revenue Source

2023

KITSAP

OFM April 2023 Population Estimate
FTE Count

277,700
119.3

Basis of Accounting: Cash

Exp. Code	Expenditure Code Title	Local		State				Federal		Other	Total Expenditures
		Local Government Contributions	Licenses, Permits & Fees	State from DOH	Foundational Public Health Services	County Public Health Assistance	State from Other	Federal through DOH	Federal from Other	Misc/Fund Balance/ Other	
562.10	FPHS Epidemiology & Surveillance	0	133,957	0	367,697	0	0	0	0	200,380	702,034
562.11	FPHS Community Health Assessment	0	0	0	0	0	0	0	0	0	0
562.12	FPHS Emergency Preparedness and Response	0	0	0	218,900	0	0	264,049	0	94,733	577,682
562.13	FPHS Communication	0	0	0	250,000	0	0	0	0	0	250,000
562.14	FPHS Policy Development and Support	0	0	0	0	0	0	0	0	0	0
562.15	FPHS Community Partnership Development	0	0	0	0	0	0	0	0	0	0
562.16	FPHS Business Competencies	69,761	0	0	144,672	74,381	0	0	271,176	(450,801)	109,189
562.17	FPHS Technology	0	0	0	0	923,095	0	0	0	0	923,095
562.20	FPHS CD Data & Planning	0	0	0	0	0	0	0	0	0	0
562.21	FPHS Promote Immunizations	0	8,411	0	35,500	0	0	1,364,162	0	(873,619)	534,454
562.22	Immunizations - Vaccine for Children (VFC)	0	0	0	0	0	0	0	0	0	0
562.23	FPHS Disease Investigation - Tuberculosis (TB)	100,000	1,838	0	21,000	0	0	0	0	205,550	328,388
562.24	FPHS Disease Investigation - Hepatitis C	0	0	0	74,000	0	0	0	0	0	74,000
562.25	FPHS Disease Investigation - Syphilis, Gonorrhea and HIV	0	0	0	575,000	0	0	0	0	0	575,000
562.26	FPHS Disease Investigation - STD (other)	0	0	0	0	0	0	0	0	0	0
562.27	FPHS Disease Investigation - VPD	0	0	0	0	0	0	0	0	0	0
562.28	FPHS Disease Investigation - Enteric	0	0	0	0	0	0	0	0	0	0
562.29	FPHS Disease Investigation - General CD	0	70,130	0	250,892	0	0	846,361	0	13,262	1,180,645
562.30	Needle Exchange	126,776	0	0	0	0	0	94,266	0	(97,143)	123,899
562.32	Immunization-Value of Vaccine Furnished										
562.40	FPHS EPH Data & Planning	0	0	0	0	0	0	0	0	0	0
562.41	FPHS Food	0	1,158,973	0	387,047	0	0	0	7,025	3	1,553,048
562.42	FPHS Recreational Water	1,526,292	0	33,977	0	0	0	24,880	14,396	43,500	1,643,045
562.43	FPHS Drinking Water Quality	10,000	1,976,993	44,128	0	0	16,850	0	0	565,834	2,613,805
562.44	FPHS On-Site Wastewater	0	0	0	0	0	0	0	0	0	0
562.45	FPHS Solid and Hazardous Waste	283,194	61,954	0	0	0	299,535	0	0	114,466	759,149
562.46	FPHS Schools	0	0	0	47,394	0	0	0	0	0	47,394
562.47	FPHS Temporary Worker Housing	0	0	0	0	0	0	0	0	0	0
562.48	FPHS Transient Accommodations	0	0	0	0	0	0	0	0	0	0
562.49	FPHS Smoking in Public Places	0	0	0	0	0	0	0	0	0	0
562.50	FPHS Other EPH Outbreak Investigations not captured	0	0	0	0	0	0	0	0	0	0
562.51	FPHS Zoonotics (includes vectors)	0	0	0	44,000	0	0	0	0	0	44,000
562.52	FPHS Radiation	0	0	0	38,000	0	0	0	0	0	38,000
562.53	FPHS Land Use Planning	0	0	0	58,425	0	0	0	0	0	58,425
562.54	Indoor Air (including asthma prevention)	0	0	0	0	0	0	0	0	0	0
562.55	Outdoor Air	0	0	0	0	0	0	0	0	0	0
562.56	Hazardous Chemicals and Other Substances and Sites	0	0	0	0	0	0	0	0	0	0
562.57	Lead	0	0	0	0	0	0	0	0	0	0
562.58	Environmental Health Other	0	0	0	0	0	0	0	0	0	0
562.59	Other Environmental Health										
562.60	FPHS MCH Data & Planning	0	0	0	203,243	0	0	0	0	0	203,243
562.61	Population-based maternal, child, adolescent and family health	0	0	0	0	0	0	0	0	0	0
562.62	Women, Infant & Children (WIC)	0	0	0	0	0	0	0	0	0	0
562.63	MCH Home Visiting	212,162	172,784	0	0	0	141,990	150,629	0	650,067	1,327,632
562.70	FPHS Chronic Disease, Injury & Violence Prevention Data &	0	0	0	473,931	0	0	0	0	170,477	644,408
562.00	Public Health Sub-Total	2,328,185	3,585,040	78,105	3,189,701	997,476	458,375	2,744,347	292,597	636,709	14,310,535

Expenditures by Expenditure Codes and Revenue Source

2023

KITSAP

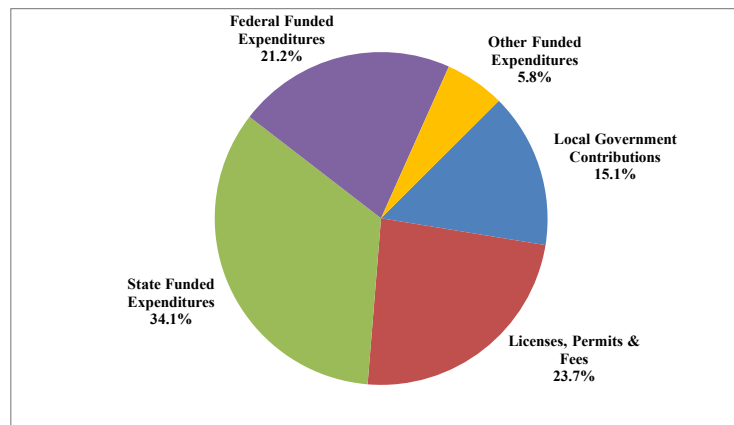
OFM April 2023 Population Estimate
FTE Count

277,700
119.3

Basis of Accounting: Cash

Exp. Code	Expenditure Code Title	Local		State				Federal		Other	Total Expenditures
		Local Government Contributions	Licenses, Permits & Fees	State from DOH	Foundational Public Health Services	County Public Health Assistance	State from Other	Federal through DOH	Federal from Other	Misc/Fund Balance/ Other	
562.71	Chronic Disease Prevention	0	6,276	5,100	0	0	0	190,687	0	0	202,063
562.72	Tobacco and Vapor Prevention and Education	0	0	178,892	0	0	0	28,589	0	0	207,481
562.73	Marijuana Prevention	0	0	194,917	0	0	0	0	0	0	194,917
562.74	Violence & Injury Prevention	0	0	0	0	0	0	0	0	0	0
562.75	Suicide Prevention and Outreach	0	0	0	0	0	0	0	0	0	0
562.76	Substance Use Disorder Prevention and Outreach	0	0	0	0	0	0	0	0	0	0
562.80	FPHS Access/Linkage with medical, Oral and Behavioral Health	0	0	0	0	0	0	0	0	0	0
562.81	Children with Special Health Care Needs (CSHCN)	0	0	0	0	0	0	0	0	0	0
562.82	Oral Health	0	0	0	0	0	0	0	0	0	0
562.83	Clinical Services - Immunizations	0	0	0	0	0	0	0	0	0	0
562.84	Clinical Services - Communicable Disease	0	0	0	0	0	0	0	0	0	0
562.85	Clinical Services - Chronic Disease	0	0	0	0	0	0	0	0	0	0
562.86	Clinical Services - Family Planning - NonTitle X	0	0	0	0	0	0	0	0	0	0
562.87	Clinical Services - Family Planning - Title X	0	0	0	0	0	0	0	0	0	0
562.88	Clinical Services - Other	75,221	0	345,884	0	0	0	133,053	0	291,394	845,552
562.90	FPHS Vital Records	0	197,040	0	0	0	0	0	0	0	197,040
562.91	FPHS Laboratory - Centralized	0	0	0	0	0	0	0	0	0	0
562.92	FPHS Laboratory	0	0	0	0	0	0	0	0	0	0
562.93	Lab - Other/Non-FPHS	0	0	0	0	0	0	0	0	0	0
562.94	Pharmacy (for expenditures not already captured in a program)	0	0	0	0	0	0	0	0	0	0
Total		2,403,406	3,788,356	802,898	3,189,701	997,476	458,375	3,096,676	292,597	928,103	15,957,588

EXPENDITURE SUMMARY		
	Amount	Percentage
Local		
Local Government Contributions	2,403,406	15.1%
Licenses, Permits & Fees	3,788,356	23.7%
Local Funded Expenditures	6,191,762	38.8%
State		
State from DOH	802,898	5.0%
Foundational Public Health Services	3,189,701	20.0%
County Public Health Assistance	997,476	6.3%
State from Other	458,375	2.9%
State Funded Expenditures	5,448,450	34.1%
Federal		
Federal through DOH	3,096,676	19.4%
Federal from Other	292,597	1.8%
Federal Funded Expenditures	3,389,273	21.2%
Misc/Fund Balance/Other		
Other Funded Expenditures	928,103	5.8%
Total	15,957,588	100.0%



Expenditures by Expenditure Codes and Revenue Source

2023

KITITAS

OFM April 2023 Population Estimate
FTE Count

45,225
26.5

Basis of Accounting: Cash

Exp. Code	Expenditure Code Title	Local		State				Federal		Other	Total Expenditures
		Local Government Contributions	Licenses, Permits & Fees	State from DOH	Foundational Public Health Services	County Public Health Assistance	State from Other	Federal through DOH	Federal from Other	Misc/Fund Balance/ Other	
562.10	FPHS Epidemiology & Surveillance	45,000	0	0	97,500	0	0	0	0	0	142,500
562.11	FPHS Community Health Assessment	0	0	0	30,000	0	0	0	0	0	30,000
562.12	FPHS Emergency Preparedness and Response	0	0	50,530	89,000	0	0	0	0	0	139,530
562.13	FPHS Communication	0	0	0	100,000	0	0	0	0	0	100,000
562.14	FPHS Policy Development and Support	77	0	0	0	88,439	0	0	0	34,183	122,699
562.15	FPHS Community Partnership Development	0	0	0	0	0	0	0	0	0	0
562.16	FPHS Business Competencies	35,000	0	0	606,000	40,000	0	0	64,756	0	745,756
562.17	FPHS Technology	0	0	0	0	0	0	0	0	0	0
562.20	FPHS CD Data & Planning	0	0	0	0	0	0	0	0	0	0
562.21	FPHS Promote Immunizations	0	0	0	37,500	0	0	0	0	0	37,500
562.22	Immunizations - Vaccine for Children (VFC)	0	0	0	0	0	0	0	0	0	0
562.23	FPHS Disease Investigation - Tuberculosis (TB)	0	0	0	0	0	0	0	0	0	0
562.24	FPHS Disease Investigation - Hepatitis C	0	0	0	0	0	0	0	0	0	0
562.25	FPHS Disease Investigation - Syphilis, Gonorrhea and HIV	0	0	0	0	0	0	0	0	0	0
562.26	FPHS Disease Investigation - STD (other)	0	0	0	0	0	0	0	0	0	0
562.27	FPHS Disease Investigation - VPD	0	0	0	0	0	0	0	0	0	0
562.28	FPHS Disease Investigation - Enteric	0	0	0	0	0	0	0	0	0	0
562.29	FPHS Disease Investigation - General CD	0	0	0	0	0	0	620,623	46,656	0	667,278
562.30	Needle Exchange	0	0	0	0	0	0	0	0	0	0
562.32	Immunization-Value of Vaccine Furnished										
562.40	FPHS EPH Data & Planning	20,000	0	0	75,000	70,600	0	0	0	0	165,600
562.41	FPHS Food	0	220,933	0	0	0	0	0	0	0	220,933
562.42	FPHS Recreational Water	0	43,730	0	0	0	0	0	0	0	43,730
562.43	FPHS Drinking Water Quality	0	113,710	25,878	0	0	10,825	5,200	0	0	155,613
562.44	FPHS On-Site Wastewater	0	271,722	0	0	0	0	0	0	0	271,722
562.45	FPHS Solid and Hazardous Waste	0	0	0	0	0	49,160	0	0	0	49,160
562.46	FPHS Schools	0	0	0	0	0	0	0	0	0	0
562.47	FPHS Temporary Worker Housing	0	0	0	0	0	0	0	0	0	0
562.48	FPHS Transient Accommodations	0	5,100	0	0	0	0	0	0	0	5,100
562.49	FPHS Smoking in Public Places	0	0	0	0	0	0	0	0	0	0
562.50	FPHS Other EPH Outbreak Investigations not captured	0	0	0	0	0	0	0	0	0	0
562.51	FPHS Zoonotics (includes vectors)	0	0	381	0	0	0	0	0	0	381
562.52	FPHS Radiation	0	0	0	0	0	0	0	0	0	0
562.53	FPHS Land Use Planning	0	0	0	0	0	0	0	0	0	0
562.54	Indoor Air (including asthma prevention)	0	0	0	0	0	0	0	0	0	0
562.55	Outdoor Air	0	0	0	0	0	0	0	0	0	0
562.56	Hazardous Chemicals and Other Substances and Sites	0	0	0	0	0	0	0	0	0	0
562.57	Lead	0	0	0	0	0	0	0	0	0	0
562.58	Environmental Health Other	0	0	0	0	0	0	0	0	0	0
562.59	Other Environmental Health										
562.60	FPHS MCH Data & Planning	0	0	0	0	0	0	0	0	0	0
562.61	Population-based maternal, child, adolescent and family health	0	0	0	0	0	0	32,624	0	0	32,624
562.62	Women, Infant & Children (WIC)	0	0	0	0	0	0	0	0	0	0
562.63	MCH Home Visiting	0	0	0	0	0	0	0	0	0	0
562.70	FPHS Chronic Disease, Injury & Violence Prevention Data &	3,376	0	0	0	0	0	106,291	0	0	109,667
562.00	Public Health Sub-Total	103,453	655,195	76,789	1,035,000	199,039	59,985	764,738	111,411	34,183	3,039,793

Expenditures by Expenditure Codes and Revenue Source 2023 KITITAS

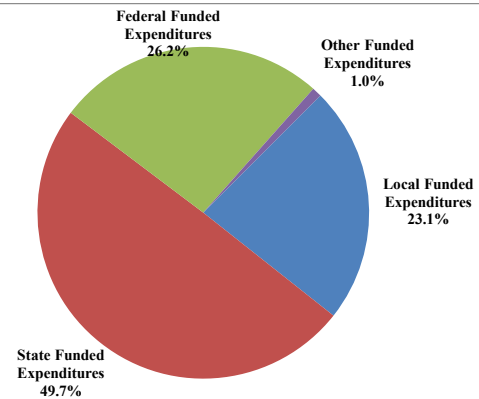
OFM April 2023 Population Estimate
FTE Count

45,225
26.5

Basis of Accounting: Cash

Exp. Code	Expenditure Code Title	Local		State				Federal		Other	Total Expenditures
		Local Government Contributions	Licenses, Permits & Fees	State from DOH	Foundational Public Health Services	County Public Health Assistance	State from Other	Federal through DOH	Federal from Other	Misc/Fund Balance/ Other	
562.71	Chronic Disease Prevention	0	0	0	0	0	0	0	0	0	0
562.72	Tobacco and Vapor Prevention and Education	0	0	14,735	0	0	0	0	0	0	14,735
562.73	Marijuana Prevention	0	0	0	0	0	14,553	0	0	0	14,553
562.74	Violence & Injury Prevention	0	0	0	0	0	0	0	0	0	0
562.75	Suicide Prevention and Outreach	0	0	0	0	0	0	0	0	0	0
562.76	Substance Use Disorder Prevention and Outreach	0	0	0	0	0	0	0	41,000	0	41,000
562.80	FPHS Access/Linkage with medical, Oral and Behavioral Health	0	0	0	365,500	0	0	0	0	0	365,500
562.81	Children with Special Health Care Needs (CSHCN)	0	0	0	0	0	0	12,970	0	0	12,970
562.82	Oral Health	0	0	0	0	0	6,344	0	6,344	0	12,688
562.83	Clinical Services - Immunizations	0	0	0	0	0	0	0	0	0	0
562.84	Clinical Services - Communicable Disease	0	0	0	0	0	0	0	0	0	0
562.85	Clinical Services - Chronic Disease	0	0	0	0	0	0	0	0	0	0
562.86	Clinical Services - Family Planning - NonTitle X	0	0	0	0	0	0	0	0	0	0
562.87	Clinical Services - Family Planning - Title X	0	0	0	0	0	0	0	0	0	0
562.88	Clinical Services - Other	0	0	0	0	0	0	0	0	0	0
562.90	FPHS Vital Records	0	66,763	0	0	0	0	0	0	0	66,763
562.91	FPHS Laboratory - Centralized	0	0	0	0	0	0	0	0	0	0
562.92	FPHS Laboratory	0	0	0	0	0	0	0	0	0	0
562.93	Lab - Other/Non-FPHS	0	0	0	0	0	0	0	0	0	0
562.94	Pharmacy (for expenditures not already captured in a program)	0	0	0	0	0	0	0	0	0	0
Total		103,453	721,958	91,524	1,400,500	199,039	80,882	777,708	158,755	34,183	3,568,002

EXPENDITURE SUMMARY		
	Amount	Percentage
Local		
Local Government Contributions	103,453	2.9%
Licenses, Permits & Fees	721,958	20.2%
Local Funded Expenditures	825,411	23.1%
State		
State from DOH	91,524	2.6%
Foundational Public Health Services	1,400,500	39.3%
County Public Health Assistance	199,039	5.6%
State from Other	80,882	2.3%
State Funded Expenditures	1,771,945	49.7%
Federal		
Federal through DOH	777,708	21.8%
Federal from Other	158,755	4.4%
Federal Funded Expenditures	936,463	26.2%
Misc/Fund Balance/Other		
Other Funded Expenditures	34,183	1.0%
Total	3,568,002	100.0%



Expenditures by Expenditure Codes and Revenue Source

2023

KLICKITAT

OFM April 2023 Population Estimate
FTE Count

23,000
24.0

Basis of Accounting: Cash

Exp. Code	Expenditure Code Title	Local		State				Federal		Other	Total Expenditures
		Local Government Contributions	Licenses, Permits & Fees	State from DOH	Foundational Public Health Services	County Public Health Assistance	State from Other	Federal through DOH	Federal from Other	Misc/Fund Balance/ Other	
562.10	FPHS Epidemiology & Surveillance	0	0	0	0	0	0	0	0	0	0
562.11	FPHS Community Health Assessment	0	0	0	0	0	0	0	0	0	0
562.12	FPHS Emergency Preparedness and Response	0	0	0	152	0	0	79,441	0	0	79,593
562.13	FPHS Communication	0	0	0	0	0	0	0	0	0	0
562.14	FPHS Policy Development and Support	0	0	0	0	0	0	0	0	0	0
562.15	FPHS Community Partnership Development	0	0	0	0	0	0	0	0	0	0
562.16	FPHS Business Competencies	0	0	0	321,449	0	0	103,940	0	0	425,388
562.17	FPHS Technology	0	0	0	5,107	0	0	0	0	0	5,107
562.20	FPHS CD Data & Planning	0	0	0	0	0	0	0	0	0	0
562.21	FPHS Promote Immunizations	0	0	0	58,057	0	0	0	0	0	58,057
562.22	Immunizations - Vaccine for Children (VFC)	0	0	0	0	0	0	57,853	0	0	57,853
562.23	FPHS Disease Investigation - Tuberculosis (TB)	0	0	0	15,471	0	0	0	0	0	15,471
562.24	FPHS Disease Investigation - Hepatitis C	0	0	0	0	0	0	0	0	0	0
562.25	FPHS Disease Investigation - Syphilis, Gonorrhea and HIV	0	0	0	0	0	0	0	0	0	0
562.26	FPHS Disease Investigation - STD (other)	0	0	0	0	0	0	0	0	0	0
562.27	FPHS Disease Investigation - VPD	0	0	0	0	0	0	0	0	0	0
562.28	FPHS Disease Investigation - Enteric	0	0	0	0	0	0	0	0	0	0
562.29	FPHS Disease Investigation - General CD	0	0	0	67,051	0	0	0	0	0	67,051
562.30	Needle Exchange	0	0	0	0	0	0	0	0	0	0
562.32	Immunization-Value of Vaccine Furnished										
562.40	FPHS EPH Data & Planning	0	0	0	26,151	0	0	0	0	0	26,151
562.41	FPHS Food	0	0	0	121,750	0	0	0	0	0	121,750
562.42	FPHS Recreational Water	0	0	0	11,875	0	0	0	0	0	11,875
562.43	FPHS Drinking Water Quality	0	0	21,901	27,545	0	0	0	0	0	49,446
562.44	FPHS On-Site Wastewater	0	0	0	187,815	0	0	0	0	0	187,815
562.45	FPHS Solid and Hazardous Waste	0	0	0	0	0	0	0	0	0	0
562.46	FPHS Schools	0	0	0	0	0	0	0	0	0	0
562.47	FPHS Temporary Worker Housing	0	0	0	0	0	0	0	0	0	0
562.48	FPHS Transient Accommodations	0	0	0	0	0	0	118,013	0	0	118,013
562.49	FPHS Smoking in Public Places	0	0	0	0	0	0	0	0	0	0
562.50	FPHS Other EPH Outbreak Investigations not captured	0	0	0	0	0	0	0	0	0	0
562.51	FPHS Zoonotics (includes vectors)	0	0	0	8,318	0	0	1,583	0	0	9,901
562.52	FPHS Radiation	0	0	0	0	0	0	0	0	0	0
562.53	FPHS Land Use Planning	0	0	0	0	0	0	0	0	0	0
562.54	Indoor Air (including asthma prevention)	0	0	0	0	0	0	1,372	0	0	1,372
562.55	Outdoor Air	0	0	0	0	0	0	0	0	0	0
562.56	Hazardous Chemicals and Other Substances and Sites	0	0	0	0	0	0	0	0	0	0
562.57	Lead	0	0	0	1,259	0	0	0	0	0	1,259
562.58	Environmental Health Other	0	0	0	0	0	0	0	0	0	0
562.59	Other Environmental Health										
562.60	FPHS MCH Data & Planning	0	0	0	100,546	0	0	12,118	0	0	112,664
562.61	Population-based maternal, child, adolescent and family health	0	0	0	0	0	0	0	0	0	0
562.62	Women, Infant & Children (WIC)	0	0	0	0	0	0	131,553	0	0	131,553
562.63	MCH Home Visiting	0	0	0	0	0	0	0	0	0	0
562.70	FPHS Chronic Disease, Injury & Violence Prevention Data &	0	0	0	54,563	0	0	0	0	0	54,563
562.00	Public Health Sub-Total	0	0	21,901	1,007,108	0	0	505,873	0	0	1,534,883

Expenditures by Expenditure Codes and Revenue Source 2023 KLICKITAT

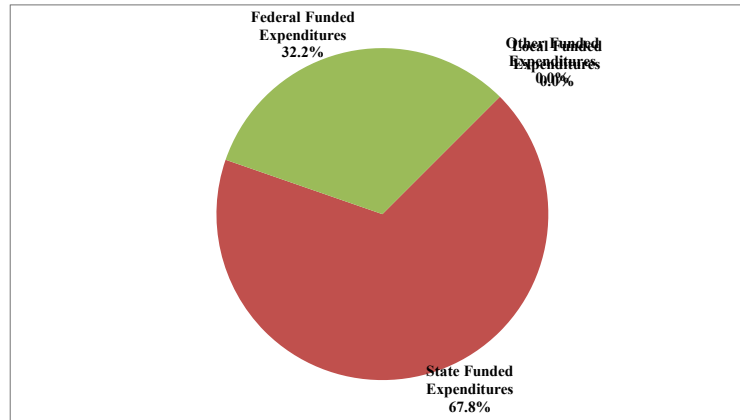
OFM April 2023 Population Estimate
FTE Count

23,000
24.0

Basis of Accounting: Cash

Exp. Code	Expenditure Code Title	Local		State				Federal		Other	Total Expenditures
		Local Government Contributions	Licenses, Permits & Fees	State from DOH	Foundational Public Health Services	County Public Health Assistance	State from Other	Federal through DOH	Federal from Other	Misc/Fund Balance/ Other	
562.71	Chronic Disease Prevention	0	0	0	0	0	0	0	0	0	0
562.72	Tobacco and Vapor Prevention and Education	0	0	0	0	0	0	0	0	0	0
562.73	Marijuana Prevention	0	0	0	0	0	0	0	0	0	0
562.74	Violence & Injury Prevention	0	0	0	0	0	0	0	0	0	0
562.75	Suicide Prevention and Outreach	0	0	0	0	0	0	0	0	0	0
562.76	Substance Use Disorder Prevention and Outreach	0	0	0	0	0	0	0	0	0	0
562.80	FPHS Access/Linkage with medical, Oral and Behavioral Health	0	0	0	0	0	0	0	0	0	0
562.81	Children with Special Health Care Needs (CSHCN)	0	0	0	0	0	0	0	0	0	0
562.82	Oral Health	0	0	0	0	0	0	13,590	0	0	13,590
562.83	Clinical Services - Immunizations	0	0	0	0	0	0	1,956	0	0	1,956
562.84	Clinical Services - Communicable Disease	0	0	0	0	0	0	1,390	0	0	1,390
562.85	Clinical Services - Chronic Disease	0	0	0	0	0	0	0	0	0	0
562.86	Clinical Services - Family Planning - NonTitle X	0	0	69,225	0	0	0	0	0	0	69,225
562.87	Clinical Services - Family Planning - Title X	0	0	0	0	0	0	24,987	0	0	24,987
562.88	Clinical Services - Other	0	0	0	0	0	0	0	0	0	0
562.90	FPHS Vital Records	0	0	0	0	0	0	0	0	0	0
562.91	FPHS Laboratory - Centralized	0	0	0	0	0	0	0	0	0	0
562.92	FPHS Laboratory	0	0	0	55,814	0	0	0	0	0	55,814
562.93	Lab - Other/Non-FPHS	0	0	0	0	0	0	0	0	0	0
562.94	Pharmacy (for expenditures not already captured in a program)	0	0	0	0	0	0	0	0	0	0
Total		0	0	91,126	1,062,922	0	0	547,796	0	0	1,701,844

EXPENDITURE SUMMARY		
	Amount	Percentage
Local		
Local Government Contributions	0	0.0%
Licenses, Permits & Fees	0	0.0%
Local Funded Expenditures	0	0.0%
State		
State from DOH	91,126	5.4%
Foundational Public Health Services	1,062,922	62.5%
County Public Health Assistance	0	0.0%
State from Other	0	0.0%
State Funded Expenditures	1,154,048	67.8%
Federal		
Federal through DOH	547,796	32.2%
Federal from Other	0	0.0%
Federal Funded Expenditures	547,796	32.2%
Misc/Fund Balance/Other		
Other Funded Expenditures	0	0.0%
Total	1,701,844	100.0%



Expenditures by Expenditure Codes and Revenue Source

2023

LEWIS

OFM April 2023 Population Estimate
FTE Count

82,700
52.7

Basis of Accounting: Cash

Exp. Code	Expenditure Code Title	Local		State				Federal		Other	Total Expenditures
		Local Government Contributions	Licenses, Permits & Fees	State from DOH	Foundational Public Health Services	County Public Health Assistance	State from Other	Federal through DOH	Federal from Other	Misc/Fund Balance/ Other	
562.10	FPHS Epidemiology & Surveillance	0	0	0	50,521	0	0	0	0	0	50,521
562.11	FPHS Community Health Assessment	0	0	0	0	0	0	0	0	0	0
562.12	FPHS Emergency Preparedness and Response	486	0	0	29,520	0	0	54,808	0	0	84,814
562.13	FPHS Communication	6	0	0	9,645	0	0	0	0	0	9,651
562.14	FPHS Policy Development and Support	0	0	0	0	0	0	0	0	0	0
562.15	FPHS Community Partnership Development	52	0	0	0	0	0	0	0	0	52
562.16	FPHS Business Competencies	113,069	10,503	25,878	320,725	188,225	35,462	118,764	48,549	539	861,716
562.17	FPHS Technology	71,540	0	0	82,181	0	0	0	0	0	153,721
562.20	FPHS CD Data & Planning	0	0	0	0	0	0	0	0	0	0
562.21	FPHS Promote Immunizations	0	0	0	0	0	0	0	0	0	0
562.22	Immunizations - Vaccine for Children (VFC)	2,729	0	0	0	0	0	38,924	0	0	41,653
562.23	FPHS Disease Investigation - Tuberculosis (TB)	125	0	0	7,597	258	0	0	0	0	7,980
562.24	FPHS Disease Investigation - Hepatitis C	0	0	0	2,735	0	0	0	0	0	2,735
562.25	FPHS Disease Investigation - Syphilis, Gonorrhea and HIV	0	0	0	0	0	0	0	0	0	0
562.26	FPHS Disease Investigation - STD (other)	161	0	0	11,093	0	0	0	0	0	11,254
562.27	FPHS Disease Investigation - VPD	0	0	0	0	0	0	0	0	0	0
562.28	FPHS Disease Investigation - Enteric	0	0	0	0	0	0	0	0	0	0
562.29	FPHS Disease Investigation - General CD	621	0	0	126,100	0	0	43,195	0	0	169,916
562.30	Needle Exchange	0	0	0	0	0	0	0	0	0	0
562.32	Immunization-Value of Vaccine Furnished										
562.40	FPHS EPH Data & Planning	0	0	0	0	0	0	0	0	0	0
562.41	FPHS Food	0	225,468	0	72,905	0	0	0	0	0	298,373
562.42	FPHS Recreational Water	0	0	0	0	0	0	0	0	0	0
562.43	FPHS Drinking Water Quality	11,289	113,537	0	97,490	0	0	0	0	0	222,316
562.44	FPHS On-Site Wastewater	77,676	263,395	0	33,284	0	0	0	0	0	374,355
562.45	FPHS Solid and Hazardous Waste	106,853	121,710	0	11,592	0	139,160	0	0	0	379,316
562.46	FPHS Schools	0	0	0	0	0	0	0	0	0	0
562.47	FPHS Temporary Worker Housing	0	0	0	0	0	0	0	0	0	0
562.48	FPHS Transient Accommodations	0	0	0	0	0	0	0	0	0	0
562.49	FPHS Smoking in Public Places	0	0	0	0	0	0	0	0	0	0
562.50	FPHS Other EPH Outbreak Investigations not captured	0	0	0	0	0	0	0	0	0	0
562.51	FPHS Zoonotics (includes vectors)	0	0	0	82	0	0	0	0	0	82
562.52	FPHS Radiation	0	0	0	0	0	0	0	0	0	0
562.53	FPHS Land Use Planning	0	0	0	9,643	0	0	0	0	0	9,643
562.54	Indoor Air (including asthma prevention)	0	0	0	0	0	0	0	0	0	0
562.55	Outdoor Air	0	0	0	0	0	0	0	0	0	0
562.56	Hazardous Chemicals and Other Substances and Sites	0	0	0	535	3,665	0	0	0	0	4,200
562.57	Lead	0	0	0	0	0	0	0	0	0	0
562.58	Environmental Health Other	214,361	0	0	8,873	0	0	0	0	0	223,234
562.59	Other Environmental Health										
562.60	FPHS MCH Data & Planning	0	0	0	1,121	0	0	0	0	0	1,121
562.61	Population-based maternal, child, adolescent and family health	0	0	0	0	0	0	0	0	0	0
562.62	Women, Infant & Children (WIC)	0	0	0	0	41,852	0	576,030	0	0	617,882
562.63	MCH Home Visiting	242,219	0	0	0	0	0	58,741	0	0	300,960
562.70	FPHS Chronic Disease, Injury & Violence Prevention Data &	0	0	0	8,884	0	0	0	0	0	8,884
562.00	Public Health Sub-Total	841,188	734,614	25,878	884,526	234,000	174,621	890,462	48,549	539	3,834,379

Expenditures by Expenditure Codes and Revenue Source

2023

LEWIS

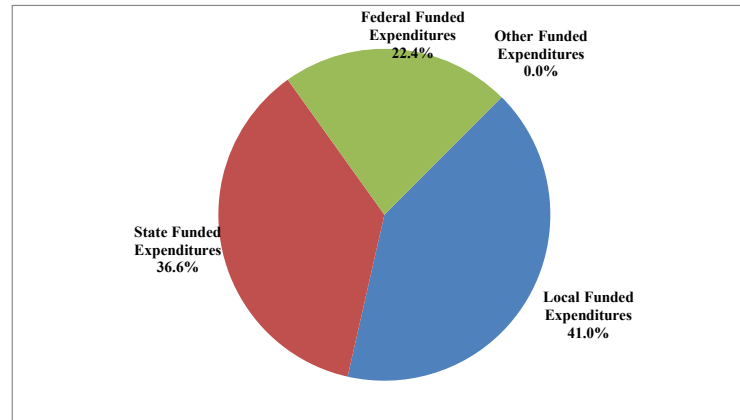
OFM April 2023 Population Estimate
FTE Count

82,700
52.7

Basis of Accounting: Cash

Exp. Code	Expenditure Code Title	Local		State				Federal		Other	Total Expenditures
		Local Government Contributions	Licenses, Permits & Fees	State from DOH	Foundational Public Health Services	County Public Health Assistance	State from Other	Federal through DOH	Federal from Other	Misc/Fund Balance/ Other	
562.71	Chronic Disease Prevention	0	0	0	0	0	0	0	0	0	0
562.72	Tobacco and Vapor Prevention and Education	0	0	0	0	0	0	0	0	0	0
562.73	Marijuana Prevention	0	0	0	0	0	0	0	0	0	0
562.74	Violence & Injury Prevention	0	0	0	0	0	0	0	0	0	0
562.75	Suicide Prevention and Outreach	0	0	0	0	0	0	0	0	0	0
562.76	Substance Use Disorder Prevention and Outreach	1,393	0	0	0	0	276,022	33,120	0	0	310,534
562.80	FPHS Access/Linkage with medical, Oral and Behavioral Health	0	0	0	0	0	0	0	0	0	0
562.81	Children with Special Health Care Needs (CSHCN)	0	0	0	0	0	0	3,219	0	0	3,219
562.82	Oral Health	0	0	0	0	0	0	0	0	0	0
562.83	Clinical Services - Immunizations	0	0	0	0	0	0	0	0	0	0
562.84	Clinical Services - Communicable Disease	0	0	0	0	0	0	0	0	0	0
562.85	Clinical Services - Chronic Disease	0	0	0	0	0	0	0	0	0	0
562.86	Clinical Services - Family Planning - NonTitle X	0	0	0	0	0	0	0	0	0	0
562.87	Clinical Services - Family Planning - Title X	0	0	0	0	0	0	0	0	0	0
562.88	Clinical Services - Other	0	0	0	0	0	0	0	0	0	0
562.90	FPHS Vital Records	750	59,356	0	0	0	0	0	0	0	60,105
562.91	FPHS Laboratory - Centralized	0	0	0	0	0	0	0	0	0	0
562.92	FPHS Laboratory	0	0	0	0	0	0	0	0	0	0
562.93	Lab - Other/Non-FPHS	56,513	95,960	0	0	0	0	0	0	0	152,472
562.94	Pharmacy (for expenditures not already captured in a program)	0	0	0	0	0	0	0	0	0	0
Total		899,843	889,929	25,878	884,526	234,000	450,643	926,801	48,549	539	4,360,709

EXPENDITURE SUMMARY		
	Amount	Percentage
Local		
Local Government Contributions	899,843	20.6%
Licenses, Permits & Fees	889,929	20.4%
Local Funded Expenditures	1,789,772	41.0%
State		
State from DOH	25,878	0.6%
Foundational Public Health Services	884,526	20.3%
County Public Health Assistance	234,000	5.4%
State from Other	450,643	10.3%
State Funded Expenditures	1,595,047	36.6%
Federal		
Federal through DOH	926,801	21.3%
Federal from Other	48,549	1.1%
Federal Funded Expenditures	975,350	22.4%
Misc/Fund Balance/Other		
Other Funded Expenditures	539	0.0%
Total	4,360,709	100.0%



Expenditures by Expenditure Codes and Revenue Source

2023

LINCOLN

OFM April 2023 Population Estimate

10,900

FTE Count

0.0

Basis of Accounting:

Cash

Exp. Code	Expenditure Code Title	Local		State				Federal		Other	Total Expenditures
		Local Government Contributions	Licenses, Permits & Fees	State from DOH	Foundational Public Health Services	County Public Health Assistance	State from Other	Federal through DOH	Federal from Other	Misc/Fund Balance/ Other	
562.10	FPHS Epidemiology & Surveillance	0	0	0	0	0	0	0	0	0	0
562.11	FPHS Community Health Assessment	0	0	0	0	0	0	0	0	0	0
562.12	FPHS Emergency Preparedness and Response	0	0	0	0	0	0	0	0	0	0
562.13	FPHS Communication	0	0	0	0	0	0	0	0	0	0
562.14	FPHS Policy Development and Support	0	0	0	0	0	0	0	0	0	0
562.15	FPHS Community Partnership Development	0	0	0	0	0	0	0	0	0	0
562.16	FPHS Business Competencies	0	0	0	0	0	0	0	0	0	0
562.17	FPHS Technology	0	0	0	0	0	0	0	0	0	0
562.20	FPHS CD Data & Planning	0	0	0	0	0	0	0	0	0	0
562.21	FPHS Promote Immunizations	0	0	0	0	0	0	0	0	0	0
562.22	Immunizations - Vaccine for Children (VFC)	0	0	0	0	0	0	0	0	0	0
562.23	FPHS Disease Investigation - Tuberculosis (TB)	0	0	0	0	0	0	0	0	0	0
562.24	FPHS Disease Investigation - Hepatitis C	0	0	0	0	0	0	0	0	0	0
562.25	FPHS Disease Investigation - Syphilis, Gonorrhea and HIV	0	0	0	0	0	0	0	0	0	0
562.26	FPHS Disease Investigation - STD (other)	0	0	0	0	0	0	0	0	0	0
562.27	FPHS Disease Investigation - VPD	0	0	0	0	0	0	0	0	0	0
562.28	FPHS Disease Investigation - Enteric	0	0	0	0	0	0	0	0	0	0
562.29	FPHS Disease Investigation - General CD	0	0	0	0	0	0	0	0	0	0
562.30	Needle Exchange	0	0	0	0	0	0	0	0	0	0
562.32	Immunization-Value of Vaccine Furnished										
562.40	FPHS EPH Data & Planning	0	0	0	0	0	0	0	0	0	0
562.41	FPHS Food	0	0	0	0	0	0	0	0	0	0
562.42	FPHS Recreational Water	0	0	0	0	0	0	0	0	0	0
562.43	FPHS Drinking Water Quality	0	0	0	0	0	0	0	0	0	0
562.44	FPHS On-Site Wastewater	0	0	0	0	0	0	0	0	0	0
562.45	FPHS Solid and Hazardous Waste	0	0	0	0	0	0	0	0	0	0
562.46	FPHS Schools	0	0	0	0	0	0	0	0	0	0
562.47	FPHS Temporary Worker Housing	0	0	0	0	0	0	0	0	0	0
562.48	FPHS Transient Accommodations	0	0	0	0	0	0	0	0	0	0
562.49	FPHS Smoking in Public Places	0	0	0	0	0	0	0	0	0	0
562.50	FPHS Other EPH Outbreak Investigations not captured	0	0	0	0	0	0	0	0	0	0
562.51	FPHS Zoonotics (includes vectors)	0	0	0	0	0	0	0	0	0	0
562.52	FPHS Radiation	0	0	0	0	0	0	0	0	0	0
562.53	FPHS Land Use Planning	0	0	0	0	0	0	0	0	0	0
562.54	Indoor Air (including asthma prevention)	0	0	0	0	0	0	0	0	0	0
562.55	Outdoor Air	0	0	0	0	0	0	0	0	0	0
562.56	Hazardous Chemicals and Other Substances and Sites	0	0	0	0	0	0	0	0	0	0
562.57	Lead	0	0	0	0	0	0	0	0	0	0
562.58	Environmental Health Other	0	0	0	0	0	0	0	0	0	0
562.59	Other Environmental Health										
562.60	FPHS MCH Data & Planning	0	0	0	0	0	0	0	0	0	0
562.61	Population-based maternal, child, adolescent and family health	0	0	0	0	0	0	0	0	0	0
562.62	Women, Infant & Children (WIC)	0	0	0	0	0	0	0	0	0	0
562.63	MCH Home Visiting	0	0	0	0	0	0	0	0	0	0
562.70	FPHS Chronic Disease, Injury & Violence Prevention Data &	0	0	0	0	0	0	0	0	0	0
562.00	Public Health Sub-Total	0	0	0	0	0	0	0	0	0	0

Expenditures by Expenditure Codes and Revenue Source

2023

LINCOLN

OFM April 2023 Population Estimate
FTE Count

10,900
0.0

Basis of Accounting: Cash

Exp. Code	Expenditure Code Title	Local		State				Federal		Other	Total Expenditures
		Local Government Contributions	Licenses, Permits & Fees	State from DOH	Foundational Public Health Services	County Public Health Assistance	State from Other	Federal through DOH	Federal from Other	Misc/Fund Balance/ Other	
562.71	Chronic Disease Prevention	0	0	0	0	0	0	0	0	0	0
562.72	Tobacco and Vapor Prevention and Education	0	0	0	0	0	0	0	0	0	0
562.73	Marijuana Prevention	0	0	0	0	0	0	0	0	0	0
562.74	Violence & Injury Prevention	0	0	0	0	0	0	0	0	0	0
562.75	Suicide Prevention and Outreach	0	0	0	0	0	0	0	0	0	0
562.76	Substance Use Disorder Prevention and Outreach	0	0	0	0	0	0	0	0	0	0
562.80	FPHS Access/Linkage with medical, Oral and Behavioral Health	0	0	0	0	0	0	0	0	0	0
562.81	Children with Special Health Care Needs (CSHCN)	0	0	0	0	0	0	0	0	0	0
562.82	Oral Health	0	0	0	0	0	0	0	0	0	0
562.83	Clinical Services - Immunizations	0	0	0	0	0	0	0	0	0	0
562.84	Clinical Services - Communicable Disease	0	0	0	0	0	0	0	0	0	0
562.85	Clinical Services - Chronic Disease	0	0	0	0	0	0	0	0	0	0
562.86	Clinical Services - Family Planning - NonTitle X	0	0	0	0	0	0	0	0	0	0
562.87	Clinical Services - Family Planning - Title X	0	0	0	0	0	0	0	0	0	0
562.88	Clinical Services - Other	0	0	0	0	0	0	0	0	0	0
562.90	FPHS Vital Records	0	0	0	0	0	0	0	0	0	0
562.91	FPHS Laboratory - Centralized	0	0	0	0	0	0	0	0	0	0
562.92	FPHS Laboratory	0	0	0	0	0	0	0	0	0	0
562.93	Lab - Other/Non-FPHS	0	0	0	0	0	0	0	0	0	0
562.94	Pharmacy (for expenditures not already captured in a program)	0	0	0	0	0	0	0	0	0	0
Total		0	0	0	0	0	0	0	0	0	0

EXPENDITURE SUMMARY		
	Amount	Percentage
Local		
Local Government Contributions	0	#DIV/0!
Licenses, Permits & Fees	0	#DIV/0!
Local Funded Expenditures	0	#DIV/0!
State		
State from DOH	0	#DIV/0!
Foundational Public Health Services	0	#DIV/0!
County Public Health Assistance	0	#DIV/0!
State from Other	0	#DIV/0!
State Funded Expenditures	0	#DIV/0!
Federal		
Federal through DOH	0	#DIV/0!
Federal from Other	0	#DIV/0!
Federal Funded Expenditures	0	#DIV/0!
Misc/Fund Balance/Other		
Other Funded Expenditures	0	#DIV/0!
Total	0	#DIV/0!

Other Funded Expenditures
Expenditures
0.0%

Expenditures by Expenditure Codes and Revenue Source

2023

MASON

OFM April 2023 Population Estimate
FTE Count

65,750
30.0

Basis of Accounting: Cash

Exp. Code	Expenditure Code Title	Local		State				Federal		Other	Total Expenditures
		Local Government Contributions	Licenses, Permits & Fees	State from DOH	Foundational Public Health Services	County Public Health Assistance	State from Other	Federal through DOH	Federal from Other	Misc/Fund Balance/ Other	
562.10	FPHS Epidemiology & Surveillance	0	0	0	54,115	9,341	0	0	0	0	63,456
562.11	FPHS Community Health Assessment	50,000	0	0	36,464	64,314	0	0	0	0	150,777
562.12	FPHS Emergency Preparedness and Response	0	0	0	37,668	0	0	97,938	0	0	135,606
562.13	FPHS Communication	17,468	0	0	99,108	72,712	0	0	0	0	189,287
562.14	FPHS Policy Development and Support	0	0	0	9,455	0	0	0	0	0	9,455
562.15	FPHS Community Partnership Development	32,306	0	0	12,932	0	0	0	0	0	45,238
562.16	FPHS Business Competencies	50,226	0	0	68,815	0	28,594	0	46,717	0	194,353
562.17	FPHS Technology	0	0	0	0	0	0	0	0	0	0
562.20	FPHS CD Data & Planning	0	0	0	0	0	0	0	0	0	0
562.21	FPHS Promote Immunizations	0	0	0	27,128	14,860	0	3,342	0	0	45,330
562.22	Immunizations - Vaccine for Children (VFC)	0	0	0	0	0	0	0	0	0	0
562.23	FPHS Disease Investigation - Tuberculosis (TB)	34,967	0	0	60,393	0	0	0	0	0	95,360
562.24	FPHS Disease Investigation - Hepatitis C	1,040	0	0	1,285	0	0	0	0	0	2,325
562.25	FPHS Disease Investigation - Syphilis, Gonorrhea and HIV	0	0	0	0	0	0	0	0	0	0
562.26	FPHS Disease Investigation - STD (other)	8,747	0	0	298	0	0	0	0	0	9,045
562.27	FPHS Disease Investigation - VPD	0	0	0	0	0	0	0	0	0	0
562.28	FPHS Disease Investigation - Enteric	0	0	0	0	0	0	0	0	0	0
562.29	FPHS Disease Investigation - General CD	29,749	0	0	104,048	0	0	0	0	0	133,797
562.30	Needle Exchange	0	0	0	0	0	0	0	0	0	0
562.32	Immunization-Value of Vaccine Furnished										
562.40	FPHS EPH Data & Planning	0	0	0	0	0	0	0	0	0	0
562.41	FPHS Food	32,575	161,295	0	69,208	0	0	0	0	0	263,078
562.42	FPHS Recreational Water	236,875	28,707	3,353	3,317	0	0	0	10,531	0	282,783
562.43	FPHS Drinking Water Quality	0	133,412	6,469	0	0	0	0	0	0	139,881
562.44	FPHS On-Site Wastewater	0	557,478	54,936	49,876	0	0	0	0	0	662,289
562.45	FPHS Solid and Hazardous Waste	15,917	107,520	0	45,371	0	76,174	0	0	0	244,982
562.46	FPHS Schools	0	190	0	0	0	0	0	0	0	190
562.47	FPHS Temporary Worker Housing	0	0	0	0	0	0	0	0	0	0
562.48	FPHS Transient Accommodations	0	0	0	0	0	0	0	0	0	0
562.49	FPHS Smoking in Public Places	0	0	0	0	0	0	0	0	0	0
562.50	FPHS Other EPH Outbreak Investigations not captured	0	0	0	1,433	0	0	0	0	0	1,433
562.51	FPHS Zoonotics (includes vectors)	4,941	0	0	0	0	0	2,990	0	0	7,931
562.52	FPHS Radiation	0	0	0	0	0	0	0	0	0	0
562.53	FPHS Land Use Planning	6,230	0	0	0	0	0	0	0	0	6,230
562.54	Indoor Air (including asthma prevention)	0	0	0	0	0	0	0	0	0	0
562.55	Outdoor Air	0	0	0	0	0	0	0	0	0	0
562.56	Hazardous Chemicals and Other Substances and Sites	0	0	0	0	0	0	0	0	0	0
562.57	Lead	0	0	0	0	3,775	0	0	0	0	3,775
562.58	Environmental Health Other	3,176	6,925	0	0	0	0	0	0	0	10,101
562.59	Other Environmental Health										
562.60	FPHS MCH Data & Planning	0	0	0	0	0	0	0	0	0	0
562.61	Population-based maternal, child, adolescent and family health	0	0	0	0	0	0	0	0	0	0
562.62	Women, Infant & Children (WIC)	4,121	0	0	0	0	0	0	0	0	4,121
562.63	MCH Home Visiting	0	0	0	0	345	0	0	0	0	345
562.70	FPHS Chronic Disease, Injury & Violence Prevention Data &	5,759	0	0	13,078	0	0	0	0	0	18,837
562.00	Public Health Sub-Total	534,097	995,527	64,758	693,991	165,346	104,769	104,270	57,248	0	2,720,005

Expenditures by Expenditure Codes and Revenue Source

2023

MASON

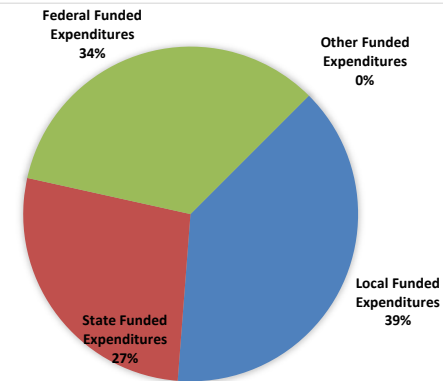
OFM April 2023 Population Estimate
FTE Count

65,750
30.0

Basis of Accounting: Cash

Exp. Code	Expenditure Code Title	Local		State				Federal		Other	Total Expenditures
		Local Government Contributions	Licenses, Permits & Fees	State from DOH	Foundational Public Health Services	County Public Health Assistance	State from Other	Federal through DOH	Federal from Other	Misc/Fund Balance/ Other	
562.71	Chronic Disease Prevention	0	0	0	0	0	0	0	0	0	0
562.72	Tobacco and Vapor Prevention and Education	282	0	0	0	0	34,706	0	0	0	34,988
562.73	Marijuana Prevention	0	0	0	0	0	0	0	0	0	0
562.74	Violence & Injury Prevention	0	0	0	0	0	0	0	0	0	0
562.75	Suicide Prevention and Outreach	0	0	0	0	0	0	0	0	0	0
562.76	Substance Use Disorder Prevention and Outreach	66,152	0	0	0	0	39,815	87,410	1,133,047	0	1,326,424
562.80	FPHS Access/Linkage with medical, Oral and Behavioral Health	0	0	0	0	0	0	0	0	0	0
562.81	Children with Special Health Care Needs (CSHCN)	16,986	0	0	0	12,102	0	74,740	0	0	103,828
562.82	Oral Health	1,578	0	0	0	0	0	0	31,395	0	32,973
562.83	Clinical Services - Immunizations	0	0	0	0	0	0	0	0	0	0
562.84	Clinical Services - Communicable Disease	0	0	0	0	0	0	0	0	0	0
562.85	Clinical Services - Chronic Disease	0	0	0	0	0	0	0	0	0	0
562.86	Clinical Services - Family Planning - NonTitle X	0	0	0	0	0	0	0	0	0	0
562.87	Clinical Services - Family Planning - Title X	0	0	0	0	0	0	0	0	0	0
562.88	Clinical Services - Other	0	0	0	0	0	0	0	0	0	0
562.90	FPHS Vital Records	43,436	35,623	0	24,062	50,000	0	0	0	0	153,121
562.91	FPHS Laboratory - Centralized	0	0	0	0	0	0	0	0	0	0
562.92	FPHS Laboratory	0	0	0	0	0	0	0	0	0	0
562.93	Lab - Other/Non-FPHS	0	0	0	0	0	0	0	0	0	0
562.94	Pharmacy (for expenditures not already captured in a program)	0	0	0	0	0	0	0	0	0	0
Total		662,531	1,031,150	64,758	718,052	227,448	179,289	266,420	1,221,690	0	4,371,338

EXPENDITURE SUMMARY		
	Amount	Percentage
Local		
Local Government Contributions	662,531	15.2%
Licenses, Permits & Fees	1,031,150	23.6%
Local Funded Expenditures	1,693,680	38.7%
State		
State from DOH	64,758	1.5%
Foundational Public Health Services	718,052	16.4%
County Public Health Assistance	227,448	5.2%
State from Other	179,289	4.1%
State Funded Expenditures	1,189,548	27.2%
Federal		
Federal through DOH	266,420	6.1%
Federal from Other	1,221,690	27.9%
Federal Funded Expenditures	1,488,110	34.0%
Misc/Fund Balance/Other		
Other Funded Expenditures	0	0.0%
Total	4,371,338	100.0%



Expenditures by Expenditure Codes and Revenue Source

2023

NORTHEAST TRI-COUNTY

OFM April 2023 Population Estimate
FTE Count

67,450
25.9

Basis of Accounting: Cash

Exp. Code	Expenditure Code Title	Local		State				Federal		Other	Total Expenditures
		Local Government Contributions	Licenses, Permits & Fees	State from DOH	Foundational Public Health Services	County Public Health Assistance	State from Other	Federal through DOH	Federal from Other	Misc/Fund Balance/ Other	
562.10	FPHS Epidemiology & Surveillance	0	0	0	132	0	0	0	0	0	132
562.11	FPHS Community Health Assessment	0	0	0	32,334	0	0	0	0	0	32,334
562.12	FPHS Emergency Preparedness and Response	0	0	0	0	974	0	95,043	1,681	0	97,698
562.13	FPHS Communication	0	0	0	14,102	0	0	0	0	0	14,102
562.14	FPHS Policy Development and Support	0	0	0	610	0	0	0	0	0	610
562.15	FPHS Community Partnership Development	0	0	0	92,443	0	0	0	0	0	92,443
562.16	FPHS Business Competencies	132,174	0	38,500	569,308	57,387	0	0	0	0	797,369
562.17	FPHS Technology	0	0	0	586,616	3,048	0	7,046	0	0	596,710
562.20	FPHS CD Data & Planning	0	0	0	0	0	0	0	0	0	0
562.21	FPHS Promote Immunizations	0	0	0	18,339	0	0	0	0	0	18,339
562.22	Immunizations - Vaccine for Children (VFC)	0	0	0	50	1,446	0	578	0	0	2,074
562.23	FPHS Disease Investigation - Tuberculosis (TB)	0	0	0	3,137	0	0	0	0	0	3,137
562.24	FPHS Disease Investigation - Hepatitis C	0	0	0	8,705	0	0	0	0	0	8,705
562.25	FPHS Disease Investigation - Syphilis, Gonorrhea and HIV	0	0	0	4,426	0	0	0	0	0	4,426
562.26	FPHS Disease Investigation - STD (other)	0	0	0	11,676	0	0	0	0	0	11,676
562.27	FPHS Disease Investigation - VPD	0	0	0	26,243	0	0	0	0	0	26,243
562.28	FPHS Disease Investigation - Enteric	0	0	0	11,744	0	0	0	0	0	11,744
562.29	FPHS Disease Investigation - General CD	0	0	0	88,063	0	0	28,642	37,223	0	153,928
562.30	Needle Exchange	0	0	0	0	3,543	0	0	0	0	3,543
562.32	Immunization-Value of Vaccine Furnished										
562.40	FPHS EPH Data & Planning	0	0	0	98	0	0	0	0	0	98
562.41	FPHS Food	0	92,047	0	93,176	57,375	0	0	0	0	242,598
562.42	FPHS Recreational Water	0	2,003	0	12,359	113	0	0	0	0	14,475
562.43	FPHS Drinking Water Quality	0	7,300	25,878	3,998	1,081	0	0	0	0	38,257
562.44	FPHS On-Site Wastewater	123,625	237,845	0	133,166	25,160	0	0	0	0	519,796
562.45	FPHS Solid and Hazardous Waste	12,916	5,035	0	16,122	3,059	42,535	41,646	0	0	121,313
562.46	FPHS Schools	0	0	0	21,524	998	0	0	0	0	22,522
562.47	FPHS Temporary Worker Housing	0	0	0	0	0	0	0	0	0	0
562.48	FPHS Transient Accommodations	0	0	0	0	0	0	0	0	0	0
562.49	FPHS Smoking in Public Places	0	0	0	128	0	0	0	0	0	128
562.50	FPHS Other EPH Outbreak Investigations not captured	0	0	0	0	0	0	0	0	0	0
562.51	FPHS Zoonotics (includes vectors)	0	0	0	8,119	0	0	3,998	0	0	12,117
562.52	FPHS Radiation	0	0	0	0	0	0	0	0	0	0
562.53	FPHS Land Use Planning	0	19,100	0	905	617	0	0	0	0	20,622
562.54	Indoor Air (including asthma prevention)	0	0	0	0	513	0	0	0	0	513
562.55	Outdoor Air	0	0	0	0	2,740	0	0	0	0	2,740
562.56	Hazardous Chemicals and Other Substances and Sites	0	0	0	0	640	0	0	0	0	640
562.57	Lead	0	0	0	0	655	0	0	0	0	655
562.58	Environmental Health Other	0	3,422	0	0	2,403	0	0	0	0	5,825
562.59	Other Environmental Health										
562.60	FPHS MCH Data & Planning	0	0	0	4,648	0	0	11,692	0	0	16,340
562.61	Population-based maternal, child, adolescent and family health	0	0	0	0	0	0	34,646	0	0	34,646
562.62	Women, Infant & Children (WIC)	0	0	0	0	0	0	255,254	0	0	255,254
562.63	MCH Home Visiting	0	0	0	17,892	18,135	0	0	78,781	0	114,808
562.70	FPHS Chronic Disease, Injury & Violence Prevention Data &	0	0	0	90,329	0	0	0	0	0	90,329
562.00	Public Health Sub-Total	268,715	366,752	64,378	1,870,392	179,887	42,535	478,545	117,685	0	3,388,889

Expenditures by Expenditure Codes and Revenue Source 2023 NORTHEAST TRI-COUNTY

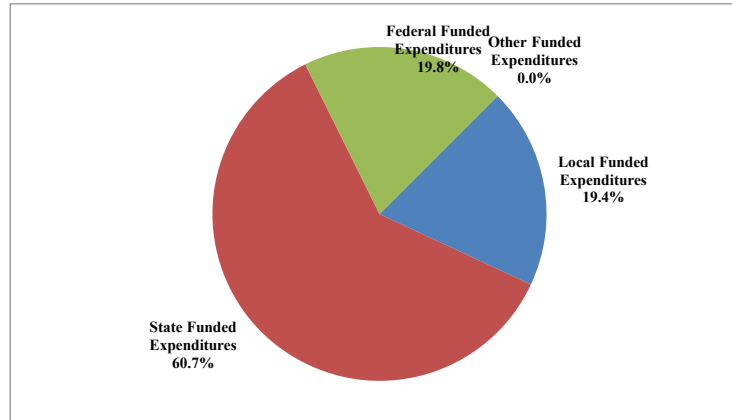
OFM April 2023 Population Estimate
FTE Count

67,450
25.9

Basis of Accounting: Cash

Exp. Code	Expenditure Code Title	Local		State				Federal		Other	Total Expenditures
		Local Government Contributions	Licenses, Permits & Fees	State from DOH	Foundational Public Health Services	County Public Health Assistance	State from Other	Federal through DOH	Federal from Other	Misc/Fund Balance/ Other	
562.71	Chronic Disease Prevention	0	9,519	0	0	0	0	0	0	0	9,519
562.72	Tobacco and Vapor Prevention and Education	0	0	0	0	14,202	130,600	0	0	0	144,802
562.73	Marijuana Prevention	0	0	0	0	271	0	0	0	0	271
562.74	Violence & Injury Prevention	0	0	0	0	0	0	0	0	0	0
562.75	Suicide Prevention and Outreach	0	0	0	0	0	0	0	0	0	0
562.76	Substance Use Disorder Prevention and Outreach	0	0	0	0	38,815	0	0	74,233	0	113,048
562.80	FPHS Access/Linkage with medical, Oral and Behavioral Health	0	0	0	0	0	0	0	0	0	0
562.81	Children with Special Health Care Needs (CSHCN)	0	0	0	0	0	0	25,839	0	0	25,839
562.82	Oral Health	0	0	0	0	0	0	0	0	0	0
562.83	Clinical Services - Immunizations	796	34,262	0	0	16,128	0	0	0	0	51,186
562.84	Clinical Services - Communicable Disease	0	0	0	0	0	0	0	0	0	0
562.85	Clinical Services - Chronic Disease	0	0	0	0	0	0	0	0	0	0
562.86	Clinical Services - Family Planning - NonTitle X	0	4,904	0	0	0	0	0	0	0	4,904
562.87	Clinical Services - Family Planning - Title X	0	0	0	0	0	0	0	0	0	0
562.88	Clinical Services - Other	29,407	0	0	0	0	0	73,793	0	0	103,200
562.90	FPHS Vital Records	2,637	38,354	0	1,608	0	0	0	0	0	42,599
562.91	FPHS Laboratory - Centralized	0	0	0	0	0	0	0	0	0	0
562.92	FPHS Laboratory	0	0	0	0	0	0	0	0	0	0
562.93	Lab - Other/Non-FPHS	0	0	0	0	0	0	0	0	0	0
562.94	Pharmacy (for expenditures not already captured in a program)	0	0	0	0	0	0	0	0	0	0
Total		301,555	453,791	64,378	1,872,000	249,303	173,135	578,177	191,918	0	3,884,257

EXPENDITURE SUMMARY		
	Amount	Percentage
Local		
Local Government Contributions	301,555	7.8%
Licenses, Permits & Fees	453,791	11.7%
Local Funded Expenditures	755,346	19.4%
State		
State from DOH	64,378	1.7%
Foundational Public Health Services	1,872,000	48.2%
County Public Health Assistance	249,303	6.4%
State from Other	173,135	4.5%
State Funded Expenditures	2,358,816	60.7%
Federal		
Federal through DOH	578,177	14.9%
Federal from Other	191,918	4.9%
Federal Funded Expenditures	770,095	19.8%
Misc/Fund Balance/Other		
Other Funded Expenditures	0	0.0%
Total	3,884,257	100.0%



Expenditures by Expenditure Codes and Revenue Source

2023

OKANOGAN

OFM April 2023 Population Estimate
FTE Count

42,350
16.0

Basis of Accounting: Cash

Exp. Code	Expenditure Code Title	Local		State				Federal		Other	Total Expenditures
		Local Government Contributions	Licenses, Permits & Fees	State from DOH	Foundational Public Health Services	County Public Health Assistance	State from Other	Federal through DOH	Federal from Other	Misc/Fund Balance/ Other	
562.10	FPHS Epidemiology & Surveillance	16,000	0	0	0	0	0	0	0	40,206	56,206
562.11	FPHS Community Health Assessment	0	0	0	1,565,500	0	0	0	0	0	1,565,500
562.12	FPHS Emergency Preparedness and Response	0	0	0	0	0	0	950,591	0	0	950,591
562.13	FPHS Communication	0	0	0	0	0	0	0	0	0	0
562.14	FPHS Policy Development and Support	0	0	0	0	0	0	0	0	0	0
562.15	FPHS Community Partnership Development	0	0	0	0	0	0	0	0	0	0
562.16	FPHS Business Competencies	0	0	0	0	0	0	0	0	0	0
562.17	FPHS Technology	0	0	0	0	0	0	0	0	0	0
562.20	FPHS CD Data & Planning	0	0	0	0	0	0	0	0	0	0
562.21	FPHS Promote Immunizations	0	0	0	0	0	0	0	0	0	0
562.22	Immunizations - Vaccine for Children (VFC)	0	0	0	0	0	0	0	0	0	0
562.23	FPHS Disease Investigation - Tuberculosis (TB)	0	0	0	0	0	0	0	0	0	0
562.24	FPHS Disease Investigation - Hepatitis C	0	0	0	0	0	0	0	0	0	0
562.25	FPHS Disease Investigation - Syphilis, Gonorrhea and HIV	0	0	0	0	0	0	0	0	0	0
562.26	FPHS Disease Investigation - STD (other)	0	0	0	0	0	0	0	0	0	0
562.27	FPHS Disease Investigation - VPD	0	0	0	0	0	0	0	0	0	0
562.28	FPHS Disease Investigation - Enteric	0	0	0	0	0	0	0	0	0	0
562.29	FPHS Disease Investigation - General CD	0	0	0	0	139,882	0	0	0	0	139,882
562.30	Needle Exchange	0	0	0	0	0	0	0	4,727	0	4,727
562.32	Immunization-Value of Vaccine Furnished										
562.40	FPHS EPH Data & Planning	0	0	0	0	0	0	0	0	0	0
562.41	FPHS Food	0	124,582	0	0	0	0	0	0	0	124,582
562.42	FPHS Recreational Water	0	0	0	0	0	0	0	0	0	0
562.43	FPHS Drinking Water Quality	0	94,860	25,878	0	0	26,525	0	0	0	147,263
562.44	FPHS On-Site Wastewater	0	122,560	0	0	0	0	0	0	0	122,560
562.45	FPHS Solid and Hazardous Waste	0	1,710	0	0	0	29,352	0	0	0	31,062
562.46	FPHS Schools	0	0	0	0	0	0	0	0	0	0
562.47	FPHS Temporary Worker Housing	0	0	0	0	0	0	0	0	0	0
562.48	FPHS Transient Accommodations	0	0	0	0	0	0	0	0	0	0
562.49	FPHS Smoking in Public Places	0	0	0	0	0	0	0	0	0	0
562.50	FPHS Other EPH Outbreak Investigations not captured	0	0	0	0	0	0	0	0	0	0
562.51	FPHS Zoonotics (includes vectors)	0	0	0	0	0	0	0	0	0	0
562.52	FPHS Radiation	0	0	0	0	0	0	0	0	0	0
562.53	FPHS Land Use Planning	0	0	0	0	0	0	0	0	0	0
562.54	Indoor Air (including asthma prevention)	0	0	0	0	0	0	0	0	0	0
562.55	Outdoor Air	0	0	0	0	0	0	0	0	0	0
562.56	Hazardous Chemicals and Other Substances and Sites	0	0	0	0	0	0	0	0	0	0
562.57	Lead	0	0	0	0	0	0	0	0	0	0
562.58	Environmental Health Other	0	115,140	0	0	0	0	0	0	0	115,140
562.59	Other Environmental Health										
562.60	FPHS MCH Data & Planning	0	0	0	0	0	0	85,654	0	0	85,654
562.61	Population-based maternal, child, adolescent and family health	0	0	0	0	0	0	0	0	0	0
562.62	Women, Infant & Children (WIC)	0	0	0	0	0	0	0	0	0	0
562.63	MCH Home Visiting	0	0	0	0	0	0	0	0	0	0
562.70	FPHS Chronic Disease, Injury & Violence Prevention Data &	0	0	0	0	0	0	0	0	0	0
562.00	Public Health Sub-Total	16,000	458,852	25,878	1,565,500	139,882	55,877	1,036,244	4,727	40,206	3,343,167

Expenditures by Expenditure Codes and Revenue Source 2023 OKANOGAN

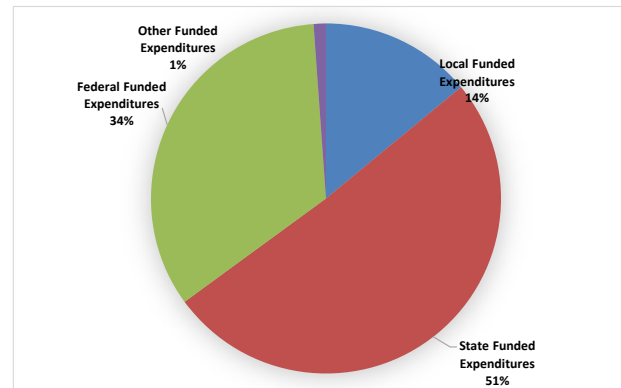
OFM April 2023 Population Estimate
FTE Count

42,350
16.0

Basis of Accounting: Cash

Exp. Code	Expenditure Code Title	Local		State				Federal		Other	Total Expenditures
		Local Government Contributions	Licenses, Permits & Fees	State from DOH	Foundational Public Health Services	County Public Health Assistance	State from Other	Federal through DOH	Federal from Other	Misc/Fund Balance/ Other	
562.71	Chronic Disease Prevention	0	0	0	0	0	0	0	0	0	0
562.72	Tobacco and Vapor Prevention and Education	0	0	0	0	0	0	0	0	0	0
562.73	Marijuana Prevention	0	0	0	0	0	0	0	0	0	0
562.74	Violence & Injury Prevention	0	0	0	0	0	0	0	0	0	0
562.75	Suicide Prevention and Outreach	0	0	0	0	0	0	0	0	0	0
562.76	Welfare/Veteran, Disabled, Homeless, Domestic	0	0	0	0	0	0	0	0	0	0
562.80	FPHS Access/Linkage with medical, Oral and Behavioral Health	0	0	0	0	30,000	0	0	86,286	0	116,286
562.81	Children with Special Health Care Needs (CSHCN)	0	0	0	0	0	0	0	0	0	0
562.82	Oral Health	0	0	0	0	0	0	0	0	0	0
562.83	Clinical Services - Immunizations	0	0	0	0	0	0	6,668	0	0	6,668
562.84	Clinical Services - Communicable Disease	0	0	0	0	0	0	0	0	0	0
562.85	Clinical Services - Chronic Disease	0	0	0	0	0	0	0	0	0	0
562.86	Clinical Services - Family Planning - NonTitle X	0	0	0	0	0	0	0	0	0	0
562.87	Clinical Services - Family Planning - Title X	0	0	0	0	0	0	0	0	0	0
562.88	Clinical Services - Other	0	0	0	0	0	0	0	75,000	0	75,000
562.90	FPHS Vital Records	0	25,097	0	0	0	0	0	0	0	25,097
562.91	FPHS Laboratory - Centralized	0	0	0	0	0	0	0	0	0	0
562.92	FPHS Laboratory	0	0	0	0	0	0	0	0	0	0
562.93	Lab - Other/Non-FPHS	0	0	0	0	0	0	0	0	0	0
562.94	Pharmacy (for expenditures not already captured in a program)	0	0	0	0	0	0	0	0	0	0
Total		16,000	483,949	25,878	1,565,500	169,882	55,877	1,042,913	166,013	40,206	3,566,218

EXPENDITURE SUMMARY		
	Amount	Percentage
Local		
Local Government Contributions	16,000	0.4%
Licenses, Permits & Fees	483,949	13.6%
Local Funded Expenditures	499,949	14.0%
State		
State from DOH	25,878	0.7%
Foundational Public Health Services	1,565,500	43.9%
County Public Health Assistance	169,882	4.8%
State from Other	55,877	1.6%
State Funded Expenditures	1,817,137	51.0%
Federal		
Federal through DOH	1,042,913	29.2%
Federal from Other	166,013	4.7%
Federal Funded Expenditures	1,208,926	33.9%
Misc/Fund Balance/Other		
Other Funded Expenditures	40,206	1.1%
Total	3,566,218	100.0%



Expenditures by Expenditure Codes and Revenue Source

2023

PACIFIC

OFM April 2023 Population Estimate
FTE Count

23,425
23.9

Basis of Accounting: Cash

Exp. Code	Expenditure Code Title	Local		State				Federal		Other	Total Expenditures
		Local Government Contributions	Licenses, Permits & Fees	State from DOH	Foundational Public Health Services	County Public Health Assistance	State from Other	Federal through DOH	Federal from Other	Misc/Fund Balance/ Other	
562.10	FPHS Epidemiology & Surveillance	0	0	0	96,505	0	0	0	0	0	96,505
562.11	FPHS Community Health Assessment	0	0	0	157,693	0	0	0	0	0	157,693
562.12	FPHS Emergency Preparedness and Response	0	0	0	78,782	0	0	209,509	0	0	288,291
562.13	FPHS Communication	0	0	0	77,804	0	0	0	0	0	77,804
562.14	FPHS Policy Development and Support	0	0	0	62,026	0	0	0	0	0	62,026
562.15	FPHS Community Partnership Development	0	0	0	52,934	0	0	0	0	0	52,934
562.16	FPHS Business Competencies	0	0	0	108,433	0	0	0	0	0	108,433
562.17	FPHS Technology	0	0	0	0	0	0	0	0	0	0
562.20	FPHS CD Data & Planning	0	0	0	18,524	0	0	0	0	0	18,524
562.21	FPHS Promote Immunizations	0	0	0	33,647	0	0	0	0	0	33,647
562.22	Immunizations - Vaccine for Children (VFC)	0	0	0	0	0	0	0	0	0	0
562.23	FPHS Disease Investigation - Tuberculosis (TB)	0	0	0	0	0	0	0	0	0	0
562.24	FPHS Disease Investigation - Hepatitis C	0	0	0	0	0	0	0	0	0	0
562.25	FPHS Disease Investigation - Syphilis, Gonorrhea and HIV	0	0	0	0	0	0	0	0	0	0
562.26	FPHS Disease Investigation - STD (other)	0	0	0	2,833	0	0	0	0	0	2,833
562.27	FPHS Disease Investigation - VPD	0	0	0	0	0	0	0	0	0	0
562.28	FPHS Disease Investigation - Enteric	0	0	0	0	0	0	0	0	0	0
562.29	FPHS Disease Investigation - General CD	0	0	0	45,220	0	0	158,504	0	0	203,724
562.30	Needle Exchange	0	0	0	0	0	0	0	0	0	0
562.32	Immunization-Value of Vaccine Furnished										
562.40	FPHS EPH Data & Planning	0	0	0	339,500	0	0	0	0	0	339,500
562.41	FPHS Food	0	0	2,556	0	0	0	0	0	0	2,556
562.42	FPHS Recreational Water	0	0	0	0	0	0	0	0	0	0
562.43	FPHS Drinking Water Quality	0	0	0	0	0	0	0	0	0	0
562.44	FPHS On-Site Wastewater	0	0	0	0	0	0	0	0	0	0
562.45	FPHS Solid and Hazardous Waste	0	0	0	0	0	0	0	0	0	0
562.46	FPHS Schools	0	0	0	0	0	25,178	0	0	0	25,178
562.47	FPHS Temporary Worker Housing	0	0	0	0	0	0	0	0	0	0
562.48	FPHS Transient Accommodations	0	0	0	0	0	0	0	0	0	0
562.49	FPHS Smoking in Public Places	0	0	0	0	0	0	0	0	0	0
562.50	FPHS Other EPH Outbreak Investigations not captured	0	0	0	0	0	0	0	0	0	0
562.51	FPHS Zoonotics (includes vectors)	0	0	0	0	0	0	0	0	0	0
562.52	FPHS Radiation	0	0	0	0	0	0	0	0	0	0
562.53	FPHS Land Use Planning	0	0	0	0	0	0	0	0	0	0
562.54	Indoor Air (including asthma prevention)	0	0	0	0	0	0	0	0	0	0
562.55	Outdoor Air	0	0	0	0	0	0	0	0	0	0
562.56	Hazardous Chemicals and Other Substances and Sites	0	0	0	0	0	0	0	0	0	0
562.57	Lead	0	0	0	0	0	0	0	0	0	0
562.58	Environmental Health Other	0	0	0	0	0	0	0	0	0	0
562.59	Other Environmental Health										
562.60	FPHS MCH Data & Planning	0	0	0	51,857	0	0	0	0	0	51,857
562.61	Population-based maternal, child, adolescent and family health	0	0	0	0	0	0	0	0	0	0
562.62	Women, Infant & Children (WIC)	0	0	0	0	0	0	115,588	0	0	115,588
562.63	MCH Home Visiting	0	0	0	0	0	0	0	0	0	0
562.70	FPHS Chronic Disease, Injury & Violence Prevention Data &	0	0	0	155,724	0	0	0	0	0	155,724
562.00	Public Health Sub-Total	0	0	2,556	1,281,482	0	25,178	483,600	0	0	1,792,816

Expenditures by Expenditure Codes and Revenue Source 2023 PACIFIC

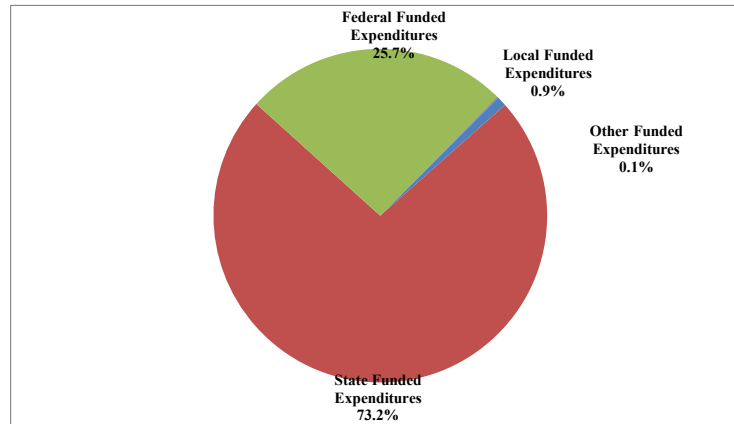
OFM April 2023 Population Estimate
FTE Count

23,425
23.9

Basis of Accounting: Cash

Exp. Code	Expenditure Code Title	Local		State				Federal		Other	Total Expenditures
		Local Government Contributions	Licenses, Permits & Fees	State from DOH	Foundational Public Health Services	County Public Health Assistance	State from Other	Federal through DOH	Federal from Other	Misc/Fund Balance/ Other	
562.71	Chronic Disease Prevention	0	0	17,347	0	0	0	0	0	0	17,347
562.72	Tobacco and Vapor Prevention and Education	0	0	0	0	0	0	0	0	0	0
562.73	Marijuana Prevention	0	0	0	0	0	29,735	0	0	0	29,735
562.74	Violence & Injury Prevention	0	0	0	0	0	0	0	0	0	0
562.75	Suicide Prevention and Outreach	0	0	0	0	0	0	0	0	0	0
562.76	Substance Use Disorder Prevention and Outreach	0	0	0	0	0	0	0	0	0	0
562.80	FPHS Access/Linkage with medical, Oral and Behavioral Health	0	0	0	148,096	0	0	0	0	0	148,096
562.81	Children with Special Health Care Needs (CSHCN)	0	0	0	0	0	0	41,731	0	0	41,731
562.82	Oral Health	0	0	0	0	0	0	0	6,118	0	6,118
562.83	Clinical Services - Immunizations	0	8,887	0	0	0	0	3,408	203	1,994	14,492
562.84	Clinical Services - Communicable Disease	0	0	0	0	0	0	0	0	0	0
562.85	Clinical Services - Chronic Disease	0	0	0	0	0	0	0	0	0	0
562.86	Clinical Services - Family Planning - NonTitle X	0	221	16,894	0	0	0	0	312	0	17,426
562.87	Clinical Services - Family Planning - Title X	0	0	0	0	0	0	6,651	0	0	6,651
562.88	Clinical Services - Other	0	0	0	0	0	0	0	0	0	0
562.90	FPHS Vital Records	0	10,744	0	22,009	0	0	0	0	0	32,753
562.91	FPHS Laboratory - Centralized	0	0	0	0	0	0	0	0	0	0
562.92	FPHS Laboratory	0	0	0	0	0	0	0	0	0	0
562.93	Lab - Other/Non-FPHS	0	0	0	0	0	0	0	0	0	0
562.94	Pharmacy (for expenditures not already captured in a program)	0	0	0	0	0	0	0	0	0	0
Total		0	19,852	36,798	1,451,587	0	54,913	535,391	6,632	1,994	2,107,166

EXPENDITURE SUMMARY		
	Amount	Percentage
Local		
Local Government Contributions	0	0.0%
Licenses, Permits & Fees	19,852	0.9%
Local Funded Expenditures	19,852	0.9%
State		
State from DOH	36,798	1.7%
Foundational Public Health Services	1,451,587	68.9%
County Public Health Assistance	0	0.0%
State from Other	54,913	2.6%
State Funded Expenditures	1,543,298	73.2%
Federal		
Federal through DOH	535,391	25.4%
Federal from Other	6,632	0.3%
Federal Funded Expenditures	542,023	25.7%
Misc/Fund Balance/Other		
Other Funded Expenditures	1,994	0.1%
Total	2,107,166	100.0%



Expenditures by Expenditure Codes and Revenue Source

2023

SAN JUAN

OFM April 2023 Population Estimate

17,850

FTE Count

18.65 "regular" FTEs for Public Health (please note two positions remained unfilled in 2023) - D

Basis of Accounting:

Cash

Exp. Code	Expenditure Code Title	Local		State				Federal		Other	Total Expenditures
		Local Government Contributions	Licenses, Permits & Fees	State from DOH	Foundational Public Health Services	County Public Health Assistance	State from Other	Federal through DOH	Federal from Other	Misc/Fund Balance/ Other	
562.10	FPHS Epidemiology & Surveillance	0	0	0	0	0	0	0	0	167	167
562.11	FPHS Community Health Assessment	0	0	0	257,810	0	0	0	0	0	257,810
562.12	FPHS Emergency Preparedness and Response	12,953	0	0	41,506	0	0	3,415	0	250	58,124
562.13	FPHS Communication	0	0	0	61,771	0	0	0	0	0	61,771
562.14	FPHS Policy Development and Support	0	0	0	0	0	0	0	0	0	0
562.15	FPHS Community Partnership Development	0	0	0	0	7,822	0	0	0	9,655	17,477
562.16	FPHS Business Competencies	234,053	23,723	0	214,106	62,004	0	0	0	26,734	560,620
562.17	FPHS Technology	193,869	128	0	30,383	20,076	0	0	0	904	245,359
562.20	FPHS CD Data & Planning	0	0	0	0	0	0	0	0	0	0
562.21	FPHS Promote Immunizations	3,495	0	0	78,325	0	0	0	0	0	81,820
562.22	Immunizations - Vaccine for Children (VFC)	40,169	0	0	0	0	0	1,648	0	0	41,816
562.23	FPHS Disease Investigation - Tuberculosis (TB)	0	20	0	8,284	0	0	0	0	0	8,304
562.24	FPHS Disease Investigation - Hepatitis C	0	0	0	3,209	0	0	0	0	0	3,209
562.25	FPHS Disease Investigation - Syphilis, Gonorrhea and HIV	0	0	0	23,617	0	0	0	0	0	23,617
562.26	FPHS Disease Investigation - STD (other)	0	0	0	20,628	0	0	0	0	0	20,628
562.27	FPHS Disease Investigation - VPD	0	0	0	1,270	0	0	0	0	0	1,270
562.28	FPHS Disease Investigation - Enteric	0	0	0	0	0	0	0	0	0	0
562.29	FPHS Disease Investigation - General CD	32,923	0	0	51,441	440	2,580	115,800	162	0	203,346
562.30	Needle Exchange	0	0	0	0	0	0	0	0	0	0
562.32	Immunization-Value of Vaccine Furnished										
562.40	FPHS EPH Data & Planning	0	0	0	39,535	0	0	0	0	0	39,535
562.41	FPHS Food	0	71,586	0	36,628	0	0	0	0	0	108,214
562.42	FPHS Recreational Water	0	4,221	0	0	0	0	0	0	0	4,221
562.43	FPHS Drinking Water Quality	0	62,110	25,878	15,583	0	64,322	0	0	0	167,892
562.44	FPHS On-Site Wastewater	84,001	201,046	44,155	29,941	0	0	0	0	0	359,143
562.45	FPHS Solid and Hazardous Waste	2,832	4,520	0	0	0	17,216	0	0	0	24,568
562.46	FPHS Schools	0	0	0	0	0	0	0	0	0	0
562.47	FPHS Temporary Worker Housing	0	0	0	0	0	0	0	0	0	0
562.48	FPHS Transient Accommodations	0	0	0	0	0	0	0	0	0	0
562.49	FPHS Smoking in Public Places	0	0	0	0	0	0	0	0	0	0
562.50	FPHS Other EPH Outbreak Investigations not captured	0	0	0	0	0	0	0	0	0	0
562.51	FPHS Zoonotics (includes vectors)	4,392	0	0	0	0	0	0	0	0	4,392
562.52	FPHS Radiation	0	0	0	0	0	0	0	0	0	0
562.53	FPHS Land Use Planning	0	0	0	0	0	0	0	0	0	0
562.54	Indoor Air (including asthma prevention)	0	0	0	0	0	0	0	0	0	0
562.55	Outdoor Air	781	0	0	0	0	0	0	0	0	781
562.56	Hazardous Chemicals and Other Substances and Sites	0	0	0	0	0	0	0	0	0	0
562.57	Lead	0	0	0	0	0	0	0	0	0	0
562.58	Environmental Health Other	0	0	15,276	173	0	0	0	0	0	15,449
562.59	Other Environmental Health										
562.60	FPHS MCH Data & Planning	36,042	0	0	10,214	13,598	0	0	0	0	59,854
562.61	Population-based maternal, child, adolescent and family health	159,781	0	0	0	0	53,502	0	0	0	213,283
562.62	Women, Infant & Children (WIC)	7,484	0	0	0	0	0	102,276	0	0	109,760
562.63	MCH Home Visiting	5,527	0	0	0	16,637	0	0	0	11,059	33,223
562.70	FPHS Chronic Disease, Injury & Violence Prevention Data &	0	0	0	0	0	0	0	0	0	0
562.00	Public Health Sub-Total	818,302	367,353	85,309	924,421	120,577	137,621	223,139	162	48,769	2,725,653

Expenditures by Expenditure Codes and Revenue Source

2023

SAN JUAN

OFM April 2023 Population Estimate

17,850

FTE Count

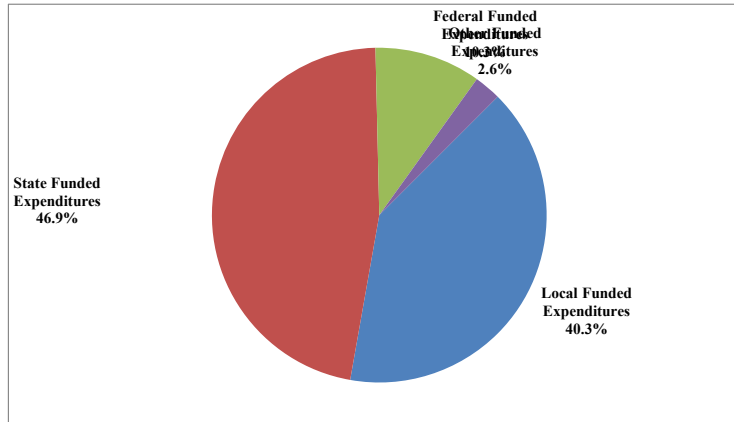
18.65 "regular" FTEs for Public Health (please note two positions remained unfilled in 2023) - D

Basis of Accounting:

Cash

Exp. Code	Expenditure Code Title	Local		State				Federal		Other	Total Expenditures
		Local Government Contributions	Licenses, Permits & Fees	State from DOH	Foundational Public Health Services	County Public Health Assistance	State from Other	Federal through DOH	Federal from Other	Misc/Fund Balance/ Other	
562.71	Chronic Disease Prevention	0	0	0	0	0	0	6,919	53,825	0	60,744
562.72	Tobacco and Vapor Prevention and Education	0	0	0	0	0	0	0	0	0	0
562.73	Marijuana Prevention	0	0	0	0	0	0	0	0	0	0
562.74	Welfare/Veteran, Disabled, Homeless, Domestic	0	0	0	0	0	0	0	0	0	0
562.75	Suicide Prevention and Outreach	0	0	0	0	0	0	0	0	0	0
562.76	Substance Use Disorder Prevention and Outreach	0	0	0	0	0	0	0	0	7,205	7,205
562.80	FPHS Access/Linkage with medical, Oral and Behavioral Health	32,708	0	0	199,194	0	0	0	0	0	231,902
562.81	Children with Special Health Care Needs (CSHCN)	451	0	0	0	0	0	33,590	0	8,130	42,171
562.82	Oral Health	27,645	0	0	0	0	6,016	0	6,016	3,619	43,296
562.83	Clinical Services - Immunizations	13,152	1,060	0	0	5,992	0	0	0	13,949	34,153
562.84	Clinical Services - Communicable Disease	0	0	0	0	0	0	0	0	0	0
562.85	Clinical Services - Chronic Disease	0	0	0	0	0	0	0	0	0	0
562.86	Clinical Services - Family Planning - NonTitle X	0	0	0	0	0	0	0	0	0	0
562.87	Clinical Services - Family Planning - Title X	0	0	0	0	0	0	0	0	0	0
562.88	Clinical Services - Other	0	0	0	0	0	0	0	0	0	0
562.90	FPHS Vital Records	0	9,347	0	0	0	0	0	0	0	9,347
562.91	FPHS Laboratory - Centralized	0	0	0	0	0	0	0	0	0	0
562.92	FPHS Laboratory	0	0	0	0	0	0	0	0	0	0
562.93	Lab - Other/Non-FPHS	0	0	0	0	0	0	0	0	0	0
562.94	Pharmacy (for expenditures not already captured in a program)	0	0	0	0	0	0	0	0	0	0
Total		892,258	377,760	85,309	1,123,615	126,569	143,637	263,648	60,003	81,672	3,154,471

EXPENDITURE SUMMARY		
	Amount	Percentage
Local		
Local Government Contributions	892,258	28.3%
Licenses, Permits & Fees	377,760	12.0%
Local Funded Expenditures	1,270,018	40.3%
State		
State from DOH	85,309	2.7%
Foundational Public Health Services	1,123,615	35.6%
County Public Health Assistance	126,569	4.0%
State from Other	143,637	4.6%
State Funded Expenditures	1,479,130	46.9%
Federal		
Federal through DOH	263,648	8.4%
Federal from Other	60,003	1.9%
Federal Funded Expenditures	323,651	10.3%
Misc/Fund Balance/Other		
Other Funded Expenditures	81,672	2.6%
Total	3,154,471	100.0%



Expenditures by Expenditure Codes and Revenue Source

2023

SEATTLE-KING

OFM April 2023 Population Estimate

2,287,050

FTE Count

1611.0

Basis of Accounting:

Cash

Exp. Code	Expenditure Code Title	Local		State				Federal		Other	Total Expenditures
		Local Government Contributions	Licenses, Permits & Fees	State from DOH	Foundational Public Health Services	County Public Health Assistance	State from Other	Federal through DOH	Federal from Other	Misc/Fund Balance/ Other	
562.10	FPHS Epidemiology & Surveillance	4,892,157	953,625	706,434	2,706,262	0	0	121,707	3,073,157	(81,887)	12,371,455
562.11	FPHS Community Health Assessment	0	0	0	137,212	0	0	0	0	0	137,212
562.12	FPHS Emergency Preparedness and Response	(1,110)	314,037	0	81,405	0	0	10,418,859	2,006,068	684,712	13,503,970
562.13	FPHS Communication	0	0	0	323,064	0	0	0	350,230	0	673,294
562.14	FPHS Policy Development and Support	892,226	0	0	383,408	0	0	0	94,722	12,093	1,382,449
562.15	FPHS Community Partnership Development	6,588,537	0	0	363,391	0	0	0	3,300,826	13,605	10,266,360
562.16	FPHS Business Competencies	1,549	60,925	0	0	0	0	0	1,426,114	238	1,488,826
562.17	FPHS Technology	0	5,436	0	0	0	0	0	803,328	39,505	848,269
562.20	FPHS CD Data & Planning	0	0	0	819,666	0	0	3,023,791	0	0	3,843,457
562.21	FPHS Promote Immunizations	50,891	0	40,000	31,170	0	0	735,638	0	0	857,699
562.22	Immunizations - Vaccine for Children (VFC)	0	0	0	0	0	0	137,698	0	0	137,698
562.23	FPHS Disease Investigation - Tuberculosis (TB)	5,284,494	1,621,640	0	921,821	0	0	581,732	0	44,649	8,454,336
562.24	FPHS Disease Investigation - Hepatitis C	149,769	0	0	741,631	0	33,869	0	0	0	925,269
562.25	FPHS Disease Investigation - Syphilis, Gonorrhea and HIV	2,005,479	1,001,498	1,888,162	681,416	0	0	4,908,312	2,026,134	632	12,511,632
562.19		921,958	888	0	330,920	0	0	38,938	2,236,405	100,248	3,629,356
562.27	FPHS Disease Investigation - VPD	5	0	0	0	0	0	0	0	0	5
562.28	FPHS Disease Investigation - Enteric	0	0	0	5	0	0	0	0	0	5
562.29	FPHS Disease Investigation - General CD	0	337	0	3,534,278	0	0	6,539,904	2,947,481	490,345	13,512,346
562.30	Needle Exchange	340,721	559,905	567,191	0	0	0	0	0	0	1,467,816
562.32	Immunization-Value of Vaccine Furnished	0	0	0	0	0	0	0	0	0	0
562.40	FPHS EPH Data & Planning	0	0	0	0	0	0	0	34,470	166,630	201,100
562.41	FPHS Food	400	8,791,268	8,920	622,832	0	0	0	265,058	2,205	9,690,683
562.42	FPHS Recreational Water	0	1,051,883	0	0	0	0	25,600	0	240	1,077,722
562.43	FPHS Drinking Water Quality	0	0	0	247,298	0	0	0	0	0	247,298
562.44	FPHS On-Site Wastewater	0	0	25,514	698,901	0	0	268,032	73,989	185,665	1,252,101
562.45	FPHS Solid and Hazardous Waste	0	0	0	50	0	153,784	0	0	113,589	267,423
562.46	FPHS Schools	0	0	0	577,172	0	0	0	0	0	577,172
562.47	FPHS Temporary Worker Housing	0	0	0	0	0	0	0	0	0	0
562.48	FPHS Transient Accommodations	0	0	0	0	0	0	0	0	0	0
562.49	FPHS Smoking in Public Places	0	0	0	0	0	0	0	0	0	0
562.50	FPHS Other EPH Outbreak Investigations not captured	0	0	0	0	0	0	0	0	0	0
562.51	FPHS Zoonotics (includes vectors)	5	2,248,669	2,474,434	0	0	0	1,992	0	(2,208,360)	2,516,740
562.52	FPHS Radiation	0	0	0	0	0	0	0	0	0	0
562.53	FPHS Land Use Planning	0	0	0	0	0	0	0	0	0	0
562.54	Indoor Air (including asthma prevention)	0	0	0	2,628	0	0	0	725,953	1,033	729,614
562.55	Outdoor Air	0	0	0	0	0	0	(1,000)	0	1,000	0
562.56	Hazardous Chemicals and Other Substances and Sites	0	0	0	0	0	206,977	0	1,084,665	150,228	1,441,869
562.57	Lead	814,921	0	0	0	0	0	0	347,427	62,654	1,225,002
562.58	Enviornmental Health Other	0	0	0	2,576,134	0	0	0	16,220	2,943	2,595,296
562.59	Other Environmental Health										
562.60	FPHS MCH Data & Planning	2,807,776	15,821	0	0	0	0	0	0	0	2,823,597
562.61	Population-based maternal, child, adolescent and family health	329,352	44,520	0	168,457	0	0	0	0	0	542,329
562.62	Women, Infant & Children (WIC)	0	0	0	0	0	0	6,438,601	0	5,942,104	12,380,704
562.63	MCH Home Visiting	27,885,851	19,342,224	0	0	464	0	0	0	56,097	47,284,635
562.70	FPHS Chronic Disease, Injury & Violence Prevention Data &	0	0	0	0	0	0	0	0	0	0
562.00	Public Health Sub-Total	52,964,982	36,012,674	5,710,654	15,949,121	464	394,629	33,239,804	20,812,246	5,780,168	170,864,741

Expenditures by Expenditure Codes and Revenue Source

2023

SEATTLE-KING

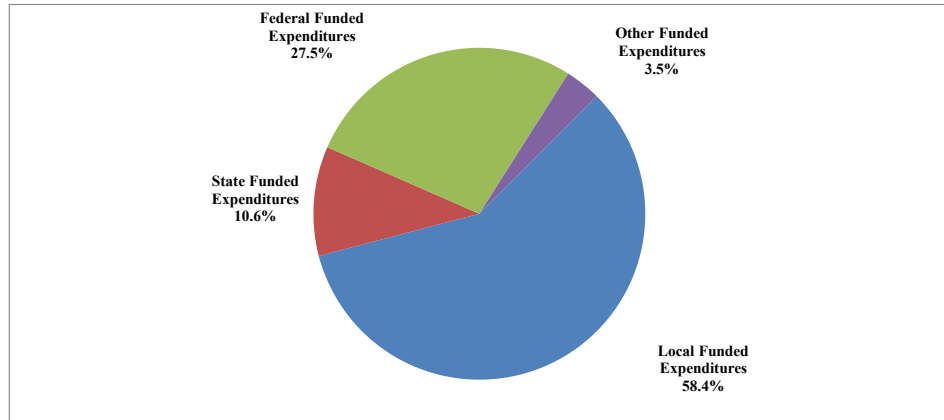
OFM April 2023 Population Estimate
FTE Count

2,287,050
1611.0

Basis of Accounting: Cash

Exp. Code	Expenditure Code Title	Local		State				Federal		Other	Total Expenditures
		Local Government Contributions	Licenses, Permits & Fees	State from DOH	Foundational Public Health Services	County Public Health Assistance	State from Other	Federal through DOH	Federal from Other	Misc/Fund Balance/ Other	
562.71	Chronic Disease Prevention	975,219	190,202	618,478	1,576,829	0	0	2,682,211	2,686,019	43,348	8,772,307
562.72	Tobacco and Vapor Prevention and Education	42,649	377,514	964,387	0	4,424	0	58,619	0	5	1,447,598
562.73	Marijuana Prevention	52,928	0	7,450	0	0	0	0	0	0	60,378
562.74	Violence & Injury Prevention	116,064	155,189	6,621	0	403,580	149,992	104,534	1,479,621	45,299	2,460,899
562.75	Suicide Prevention and Outreach	0	0	0	0	0	0	0	0	0	0
562.76	Welfare/Veteran, Disabled, Homeless, Domestic	468,734	4,697,045	0	37,826	0	1,432	322,417	881,500	42,426	6,451,379
562.80	FPHS Access/Linkage with medical, Oral and Behavioral Health	1,806,052	2,430,976	0	422,859	0	0	473,621	161,207	30,544	5,325,259
562.81	Children with Special Health Care Needs (CSHCN)	31	280,013	22,020	0	0	0	399,343	0	17,305	718,712
562.82	Oral Health	15,516	15,095,574	0	0	0	0	711,734	377,570	41,604	16,241,997
562.83	Clinical Services - Immunizations	0	0	0	0	0	0	0	0	0	0
562.84	Clinical Services - Communicable Disease	653,748	3,578,606	470,508	0	0	0	373,745	7,283,319	28,366	12,388,292
562.85	Clinical Services - Chronic Disease	0	0	0	0	0	0	0	0	0	0
562.86	Clinical Services - Family Planning - NonTitle X	16,846	1,735,908	4,880,319	0	0	0	1,296,376	0	169,351	8,098,799
562.87	Clinical Services - Family Planning - Title X	0	0	0	0	0	0	0	0	0	0
562.88	Clinical Services - Other	7,863,218	49,675,157	100,980	241,620	0	703,991	3,043,068	7,536,917	4,530,550	73,695,500
562.90	FPHS Vital Records	0	202,481	0	0	0	0	0	0	0	202,481
562.91	FPHS Laboratory - Centralized	0	0	0	0	0	0	185,000	0	0	185,000
562.35		20,530	0	0	0	0	0	61,472	0	0	82,002
562.39		1,944	0	0	0	0	0	141,728	0	0	143,672
562.94	Pharmacy (for expenditures not already captured in a program)	63,458	188,985	46,371	7,799	0	0	139,213	0	2,357	448,184
	Total	65,061,918	114,620,321	12,827,788	18,236,055	408,467	1,250,044	43,232,885	41,218,399	10,731,322	307,587,199

EXPENDITURE SUMMARY		
	Amount	Percentage
Local		
Local Government Contributions	65,061,918	21.2%
Licenses, Permits & Fees	114,620,321	37.3%
Local Funded Expenditures	179,682,239	58.4%
State		
State from DOH	12,827,788	4.2%
Foundational Public Health Services	18,236,055	5.9%
County Public Health Assistance	408,467	0.1%
State from Other	1,250,044	0.4%
State Funded Expenditures	32,722,354	10.6%
Federal		
Federal through DOH	43,232,885	14.1%
Federal from Other	41,218,399	13.4%
Federal Funded Expenditures	84,451,284	27.5%
Misc/Fund Balance/Other		
Other Funded Expenditures	10,731,322	3.5%
Total	307,587,199	100.0%



Expenditures by Expenditure Codes and Revenue Source

2023

SKAGIT

OFM April 2023 Population Estimate
FTE Count

130,000
41.0

Basis of Accounting: Cash

Exp. Code	Expenditure Code Title	Local		State				Federal		Other	Total Expenditures
		Local Government Contributions	Licenses, Permits & Fees	State from DOH	Foundational Public Health Services	County Public Health Assistance	State from Other	Federal through DOH	Federal from Other	Misc/Fund Balance/ Other	
562.10	FPHS Epidemiology & Surveillance	73,148	4,990	0	1,460,500	224,873	0	268,569	0	1,081,721	3,113,800
562.11	FPHS Community Health Assessment	0	0	0	0	200	0	0	0	65,057	65,257
562.12	FPHS Emergency Preparedness and Response	0	0	0	0	0	0	281,737	57,721	80,186	419,643
562.13	FPHS Communication	0	0	0	0	0	0	0	0	132,057	132,057
562.14	FPHS Policy Development and Support	0	0	0	0	0	0	0	0	30,827	30,827
562.15	FPHS Community Partnership Development	0	0	0	0	0	0	0	0	132,019	132,019
562.16	FPHS Business Competencies	0	0	0	0	0	0	49,949	0	214,816	264,765
562.17	FPHS Technology	0	0	0	0	0	0	0	0	42	42
562.20	FPHS CD Data & Planning	0	0	0	1,921	0	0	5,000	0	128,988	135,909
562.21	FPHS Promote Immunizations	0	0	0	0	0	0	80,589	0	88,025	168,614
562.22	Immunizations - Vaccine for Children (VFC)	0	0	0	0	0	0	0	0	0	0
562.23	FPHS Disease Investigation - Tuberculosis (TB)	0	0	0	0	0	0	0	0	89,505	89,505
562.24	FPHS Disease Investigation - Hepatitis C	0	0	0	0	0	0	0	0	24,896	24,896
562.25	FPHS Disease Investigation - Syphilis, Gonorrhea and HIV	0	0	0	0	0	0	0	0	98,979	98,979
562.26	FPHS Disease Investigation - STD (other)	0	0	0	0	0	0	0	0	100,347	100,347
562.27	FPHS Disease Investigation - VPD	0	0	0	0	0	0	0	0	3,669	3,669
562.28	FPHS Disease Investigation - Enteric	32,837	0	0	0	0	0	0	0	0	32,837
562.29	FPHS Disease Investigation - General CD	0	0	0	0	0	0	156,799	783	70,925	228,507
562.30	Needle Exchange	0	0	0	0	0	0	0	0	0	0
562.32	Immunization-Value of Vaccine Furnished										
562.40	FPHS EPH Data & Planning	0	0	0	0	0	0	0	0	86,552	86,552
562.41	FPHS Food	0	491,636	5,790	0	0	0	0	0	(2,524)	494,902
562.42	FPHS Recreational Water	0	11,355	0	0	0	0	0	0	5,855	17,210
562.43	FPHS Drinking Water Quality	0	31,413	0	0	0	0	0	0	63,058	94,471
562.44	FPHS On-Site Wastewater	0	322,868	81,105	0	0	0	26,419	0	(122,816)	307,576
562.45	FPHS Solid and Hazardous Waste	0	273,876	0	0	0	84,909	107,971	0	(231,086)	235,671
562.46	FPHS Schools	0	235	0	0	0	0	0	0	12,133	12,368
562.47	FPHS Temporary Worker Housing	0	0	0	0	0	0	0	0	0	0
562.48	FPHS Transient Accommodations	0	1,480	0	0	0	0	0	0	(1,480)	0
562.49	FPHS Smoking in Public Places	0	0	0	0	0	0	0	0	0	0
562.50	FPHS Other EPH Outbreak Investigations not captured	0	0	0	0	0	0	0	0	11,146	11,146
562.51	FPHS Zoonotics (includes vectors)	0	0	0	0	0	0	2,156	0	27,024	29,180
562.52	FPHS Radiation	0	0	0	0	0	0	0	0	0	0
562.53	FPHS Land Use Planning	0	0	0	0	0	0	0	0	0	0
562.54	Indoor Air (including asthma prevention)	0	0	0	0	0	0	0	0	0	0
562.55	Outdoor Air	0	0	0	0	0	0	0	0	0	0
562.56	Hazardous Chemicals and Other Substances and Sites	0	0	0	0	0	0	0	0	0	0
562.57	Lead	0	0	0	0	0	0	0	0	4,890	4,890
562.58	Environmental Health Other	0	0	0	0	0	0	0	0	2,655	2,655
562.59	Other Environmental Health										
562.60	FPHS MCH Data & Planning	0	0	0	0	0	0	0	0	95,011	95,011
562.61	Population-based maternal, child, adolescent and family health	0	0	0	0	0	0	0	0	0	0
562.62	Women, Infant & Children (WIC)	0	0	0	0	0	0	0	0	0	0
562.63	MCH Home Visiting	0	0	0	0	0	54,315	169,100	448,639	(66,064)	605,990
562.70	FPHS Chronic Disease, Injury & Violence Prevention Data &	0	0	0	0	0	0	0	0	99,931	99,931
562.00	Public Health Sub-Total	105,985	1,137,853	86,895	1,462,421	225,073	139,223	1,148,288	507,143	2,326,348	7,139,228

Expenditures by Expenditure Codes and Revenue Source

2023

SKAGIT

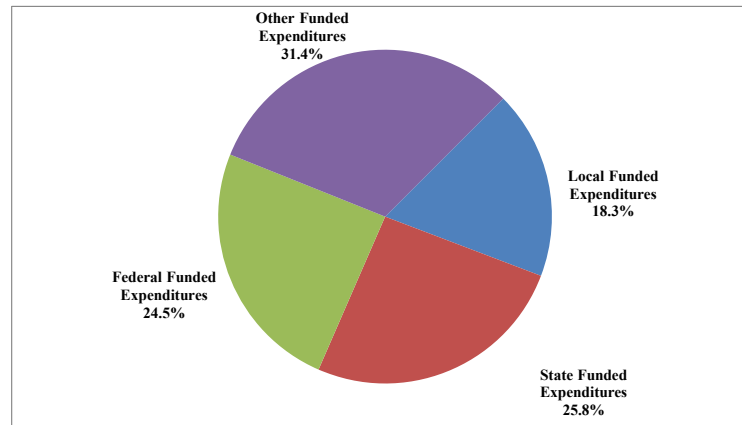
OFM April 2023 Population Estimate
FTE Count

130,000
41.0

Basis of Accounting: Cash

Exp. Code	Expenditure Code Title	Local		State				Federal		Other	Total Expenditures
		Local Government Contributions	Licenses, Permits & Fees	State from DOH	Foundational Public Health Services	County Public Health Assistance	State from Other	Federal through DOH	Federal from Other	Misc/Fund Balance/ Other	
562.71	Chronic Disease Prevention	0	0	0	0	0	0	0	0	7,770	7,770
562.72	Tobacco and Vapor Prevention and Education	0	0	0	0	0	0	0	0	0	0
562.73	Marijuana Prevention	0	0	0	0	0	0	0	0	0	0
562.74	Violence & Injury Prevention	0	0	0	0	0	0	0	0	0	0
562.75	Suicide Prevention and Outreach	0	0	0	0	0	0	0	0	0	0
562.76	Substance Use Disorder Prevention and Outreach	0	0	0	0	0	0	49,978	0	4,510	54,487
562.80	FPHS Access/Linkage with medical, Oral and Behavioral Health	0	0	0	0	0	0	0	0	110,147	110,147
562.81	Children with Special Health Care Needs (CSHCN)	0	0	0	0	0	0	0	22,946	(2,966)	19,980
562.82	Oral Health	0	0	0	0	0	17,298	0	17,298	(19,173)	15,423
562.83	Clinical Services - Immunizations	0	0	0	0	0	0	93,171	0	49,762	142,933
562.84	Clinical Services - Communicable Disease	0	0	0	0	0	0	0	0	4,587	4,587
562.85	Clinical Services - Chronic Disease	0	0	0	0	0	0	0	0	0	0
562.86	Clinical Services - Family Planning - NonTitle X	0	0	0	0	0	0	0	0	0	0
562.87	Clinical Services - Family Planning - Title X	0	0	0	0	0	0	0	0	0	0
562.88	Clinical Services - Other	0	0	0	0	0	0	0	0	0	0
562.90	FPHS Vital Records	0	126,428	0	0	0	0	0	0	(126,428)	0
562.91	FPHS Laboratory - Centralized	0	0	0	0	0	0	0	0	0	0
562.92	FPHS Laboratory	0	0	0	0	0	0	0	0	0	0
562.93	Lab - Other/Non-FPHS	0	0	0	0	0	0	0	0	0	0
562.94	Pharmacy (for expenditures not already captured in a program)	0	0	0	0	0	0	0	0	0	0
Total		105,985	1,264,281	86,895	1,462,421	225,073	156,521	1,291,436	547,387	2,354,556	7,494,556

EXPENDITURE SUMMARY		
	Amount	Percentage
Local		
Local Government Contributions	105,985	1.4%
Licenses, Permits & Fees	1,264,281	16.9%
Local Funded Expenditures	1,370,266	18.3%
State		
State from DOH	86,895	1.2%
Foundational Public Health Services	1,462,421	19.5%
County Public Health Assistance	225,073	3.0%
State from Other	156,521	2.1%
State Funded Expenditures	1,930,910	25.8%
Federal		
Federal through DOH	1,291,436	17.2%
Federal from Other	547,387	7.3%
Federal Funded Expenditures	1,838,824	24.5%
Misc/Fund Balance/Other		
Other Funded Expenditures	2,354,556	31.4%
Total	7,494,556	100.0%



Expenditures by Expenditure Codes and Revenue Source

2023

SKAMANIA

OFM April 2023 Population Estimate
FTE Count

130,000
0.0

Basis of Accounting: Cash

Exp. Code	Expenditure Code Title	Local		State				Federal		Other	Total Expenditures
		Local Government Contributions	Licenses, Permits & Fees	State from DOH	Foundational Public Health Services	County Public Health Assistance	State from Other	Federal through DOH	Federal from Other	Misc/Fund Balance/ Other	
562.10	FPHS Epidemiology & Surveillance	0	0	0	0	0	0	0	0	0	0
562.11	FPHS Community Health Assessment	0	0	0	0	0	0	0	0	0	0
562.12	FPHS Emergency Preparedness and Response	0	0	0	0	0	0	0	0	0	0
562.13	FPHS Communication	0	0	0	0	0	0	0	0	0	0
562.14	FPHS Policy Development and Support	0	0	0	0	0	0	0	0	0	0
562.15	FPHS Community Partnership Development	0	0	0	0	0	0	0	0	0	0
562.16	FPHS Business Competencies	0	0	0	0	0	0	0	0	0	0
562.17	FPHS Technology	0	0	0	0	0	0	0	0	0	0
562.20	FPHS CD Data & Planning	0	0	0	0	0	0	0	0	0	0
562.21	FPHS Promote Immunizations	0	0	0	0	0	0	0	0	0	0
562.22	Immunizations - Vaccine for Children (VFC)	0	0	0	0	0	0	0	0	0	0
562.23	FPHS Disease Investigation - Tuberculosis (TB)	0	0	0	0	0	0	0	0	0	0
562.24	FPHS Disease Investigation - Hepatitis C	0	0	0	0	0	0	0	0	0	0
562.25	FPHS Disease Investigation - Syphilis, Gonorrhea and HIV	0	0	0	0	0	0	0	0	0	0
562.26	FPHS Disease Investigation - STD (other)	0	0	0	0	0	0	0	0	0	0
562.27	FPHS Disease Investigation - VPD	0	0	0	0	0	0	0	0	0	0
562.28	FPHS Disease Investigation - Enteric	0	0	0	0	0	0	0	0	0	0
562.29	FPHS Disease Investigation - General CD	0	0	0	0	0	0	0	0	0	0
562.30	Needle Exchange	0	0	0	0	0	0	0	0	0	0
562.32	Immunization-Value of Vaccine Furnished										
562.40	FPHS EPH Data & Planning	0	0	0	0	0	0	0	0	0	0
562.41	FPHS Food	0	0	0	0	0	0	0	0	0	0
562.42	FPHS Recreational Water	0	0	0	0	0	0	0	0	0	0
562.43	FPHS Drinking Water Quality	0	0	0	0	0	0	0	0	0	0
562.44	FPHS On-Site Wastewater	0	0	0	0	0	0	0	0	0	0
562.45	FPHS Solid and Hazardous Waste	0	0	0	0	0	0	0	0	0	0
562.46	FPHS Schools	0	0	0	0	0	0	0	0	0	0
562.47	FPHS Temporary Worker Housing	0	0	0	0	0	0	0	0	0	0
562.48	FPHS Transient Accommodations	0	0	0	0	0	0	0	0	0	0
562.49	FPHS Smoking in Public Places	0	0	0	0	0	0	0	0	0	0
562.50	FPHS Other EPH Outbreak Investigations not captured	0	0	0	0	0	0	0	0	0	0
562.51	FPHS Zoonotics (includes vectors)	0	0	0	0	0	0	0	0	0	0
562.52	FPHS Radiation	0	0	0	0	0	0	0	0	0	0
562.53	FPHS Land Use Planning	0	0	0	0	0	0	0	0	0	0
562.54	Indoor Air (including asthma prevention)	0	0	0	0	0	0	0	0	0	0
562.55	Outdoor Air	0	0	0	0	0	0	0	0	0	0
562.56	Hazardous Chemicals and Other Substances and Sites	0	0	0	0	0	0	0	0	0	0
562.57	Lead	0	0	0	0	0	0	0	0	0	0
562.58	Environmental Health Other	0	0	0	0	0	0	0	0	0	0
562.59	Other Environmental Health										
562.60	FPHS MCH Data & Planning	0	0	0	0	0	0	0	0	0	0
562.61	Population-based maternal, child, adolescent and family health	0	0	0	0	0	0	0	0	0	0
562.62	Women, Infant & Children (WIC)	0	0	0	0	0	0	0	0	0	0
562.63	MCH Home Visiting	0	0	0	0	0	0	0	0	0	0
562.70	FPHS Chronic Disease, Injury & Violence Prevention Data &	0	0	0	0	0	0	0	0	0	0
562.00	Public Health Sub-Total	0	0	0	0	0	0	0	0	0	0

Expenditures by Expenditure Codes and Revenue Source

2023

SKAMANIA

OFM April 2023 Population Estimate
FTE Count

130,000
0.0

Basis of Accounting: Cash

Exp. Code	Expenditure Code Title	Local		State				Federal		Other	Total Expenditures
		Local Government Contributions	Licenses, Permits & Fees	State from DOH	Foundational Public Health Services	County Public Health Assistance	State from Other	Federal through DOH	Federal from Other	Misc/Fund Balance/ Other	
562.71	Chronic Disease Prevention	0	0	0	0	0	0	0	0	0	0
562.72	Tobacco and Vapor Prevention and Education	0	0	0	0	0	0	0	0	0	0
562.73	Marijuana Prevention	0	0	0	0	0	0	0	0	0	0
562.74	Violence & Injury Prevention	0	0	0	0	0	0	0	0	0	0
562.75	Suicide Prevention and Outreach	0	0	0	0	0	0	0	0	0	0
562.76	Substance Use Disorder Prevention and Outreach	0	0	0	0	0	0	0	0	0	0
562.80	FPHS Access/Linkage with medical, Oral and Behavioral Health	0	0	0	0	0	0	0	0	0	0
562.81	Children with Special Health Care Needs (CSHCN)	0	0	0	0	0	0	0	0	0	0
562.82	Oral Health	0	0	0	0	0	0	0	0	0	0
562.83	Clinical Services - Immunizations	0	0	0	0	0	0	0	0	0	0
562.84	Clinical Services - Communicable Disease	0	0	0	0	0	0	0	0	0	0
562.85	Clinical Services - Chronic Disease	0	0	0	0	0	0	0	0	0	0
562.86	Clinical Services - Family Planning - NonTitle X	0	0	0	0	0	0	0	0	0	0
562.87	Clinical Services - Family Planning - Title X	0	0	0	0	0	0	0	0	0	0
562.88	Clinical Services - Other	0	0	0	0	0	0	0	0	0	0
562.90	FPHS Vital Records	0	0	0	0	0	0	0	0	0	0
562.91	FPHS Laboratory - Centralized	0	0	0	0	0	0	0	0	0	0
562.92	FPHS Laboratory	0	0	0	0	0	0	0	0	0	0
562.93	Lab - Other/Non-FPHS	0	0	0	0	0	0	0	0	0	0
562.94	Pharmacy (for expenditures not already captured in a program)	0	0	0	0	0	0	0	0	0	0
Total		0	0	0	0	0	0	0	0	0	0

EXPENDITURE SUMMARY		
	Amount	Percentage
Local		
Local Government Contributions	0	#DIV/0!
Licenses, Permits & Fees	0	#DIV/0!
Local Funded Expenditures	0	#DIV/0!
State		
State from DOH	0	#DIV/0!
Foundational Public Health Services	0	#DIV/0!
County Public Health Assistance	0	#DIV/0!
State from Other	0	#DIV/0!
State Funded Expenditures	0	#DIV/0!
Federal		
Federal through DOH	0	#DIV/0!
Federal from Other	0	#DIV/0!
Federal Funded Expenditures	0	#DIV/0!
Misc/Fund Balance/Other		
Other Funded Expenditures	0	#DIV/0!
Total	0	#DIV/0!

Other Funded Expenditures 0.0%
State Funded Expenditures 0.0%
Federal Funded Expenditures 0.0%

Expenditures by Expenditure Codes and Revenue Source

2023

SNOHOMISH

OFM April 2023 Population Estimate
FTE Count

837,800
160.1

Basis of Accounting: Cash

Exp. Code	Expenditure Code Title	Local		State				Federal		Other	Total Expenditures
		Local Government Contributions	Licenses, Permits & Fees	State from DOH	Foundational Public Health Services	County Public Health Assistance	State from Other	Federal through DOH	Federal from Other	Misc/Fund Balance/ Other	
562.10	FPHS Epidemiology & Surveillance	0	0	0	0	0	0	0	0	0	0
562.11	FPHS Community Health Assessment	0	0	0	97,163	0	0	0	201,199	(298,362)	0
562.12	FPHS Emergency Preparedness and Response	0	0	0	0	104,747	0	462,985	0	67,305	635,037
562.13	FPHS Communication	0	0	0	0	0	0	0	0	0	0
562.14	FPHS Policy Development and Support	0	0	0	0	0	0	0	0	0	0
562.15	FPHS Community Partnership Development	0	0	0	0	0	0	0	0	0	0
562.16	FPHS Business Competencies	0	0	0	0	0	0	0	0	0	0
562.17	FPHS Technology	0	0	0	0	0	0	0	0	0	0
562.20	FPHS CD Data & Planning	0	0	0	0	69,281	0	0	0	44,516	113,797
562.21	FPHS Promote Immunizations	0	0	0	0	62,552	0	817,998	3,288	36,905	920,743
562.22	Immunizations - Vaccine for Children (VFC)	0	0	0	0	0	0	0	0	0	0
562.23	FPHS Disease Investigation - Tuberculosis (TB)	0	45,434	0	55	922,504	0	127,212	0	592,759	1,687,964
562.24	FPHS Disease Investigation - Hepatitis C	0	0	0	0	0	0	0	0	0	0
562.25	FPHS Disease Investigation - Syphilis, Gonorrhea and HIV	0	0	0	0	6,378	0	117,017	267	3,831	127,493
562.26	FPHS Disease Investigation - STD (other)	0	0	117,386	(1,918)	405,312	0	416,688	15,016	245,417	1,197,901
562.27	FPHS Disease Investigation - VPD	0	0	0	0	53,149	0	0	2,222	31,929	87,300
562.28	FPHS Disease Investigation - Enteric	0	0	0	0	93,328	0	0	3,902	56,066	153,296
562.29	FPHS Disease Investigation - General CD	0	1,739	0	7,750,480	9,813	0	73,384	1,295,118	(7,265,269)	1,865,265
562.30	Needle Exchange	0	0	0	0	0	0	0	0	0	0
562.32	Immunization-Value of Vaccine Furnished										
562.40	FPHS EPH Data & Planning	0	0	8,088	0	238	0	0	0	153	8,479
562.41	FPHS Food	0	3,234,641	0	0	0	0	0	0	(62,927)	3,171,714
562.42	FPHS Recreational Water	0	343,781	0	0	0	0	0	0	(41,508)	302,273
562.43	FPHS Drinking Water Quality	0	81,206	0	0	27,580	0	0	0	17,722	126,508
562.44	FPHS On-Site Wastewater	0	1,336,117	25,431	0	592,116	0	36,204	0	380,465	2,370,333
562.45	FPHS Solid and Hazardous Waste	0	107,546	0	0	227,432	551,931	0	0	146,137	1,033,046
562.46	FPHS Schools	0	0	0	0	0	0	0	0	0	0
562.47	FPHS Temporary Worker Housing	0	0	0	0	0	0	0	0	0	0
562.48	FPHS Transient Accommodations	0	0	0	0	0	0	0	0	0	0
562.49	FPHS Smoking in Public Places	0	0	0	0	1,381	0	0	0	888	2,269
562.50	FPHS Other EPH Outbreak Investigations not captured	0	0	0	0	0	0	0	0	0	0
562.51	FPHS Zoonotics (includes vectors)	0	0	0	0	0	0	0	0	0	0
562.52	FPHS Radiation	0	0	0	0	0	0	0	0	0	0
562.53	FPHS Land Use Planning	0	0	0	0	0	0	0	0	0	0
562.54	Indoor Air (including asthma prevention)	0	54,253	0	0	37,140	0	0	0	23,865	115,258
562.55	Outdoor Air	0	0	0	0	0	0	0	0	0	0
562.56	Hazardous Chemicals and Other Substances and Sites	0	0	0	0	0	0	0	0	0	0
562.57	Lead	0	0	0	0	0	0	0	0	0	0
562.58	Environmental Health Other	0	0	0	0	385	0	3,000	0	247	3,632
562.59	Other Environmental Health										
562.60	FPHS MCH Data & Planning	0	0	0	124,167	411,380	0	150,256	15,332	249,000	950,135
562.61	Population-based maternal, child, adolescent and family health	0	0	0	0	0	0	0	0	0	0
562.62	Women, Infant & Children (WIC)	0	0	0	0	0	0	0	0	0	0
562.63	MCH Home Visiting	0	0	0	0	0	0	0	0	0	0
562.70	FPHS Chronic Disease, Injury & Violence Prevention Data &	0	0	0	0	0	0	0	0	0	0
562.00	Public Health Sub-Total	0	5,204,717	150,905	7,969,947	3,024,716	551,931	2,204,744	1,536,344	(5,770,861)	14,872,443

Expenditures by Expenditure Codes and Revenue Source

2023

SNOHOMISH

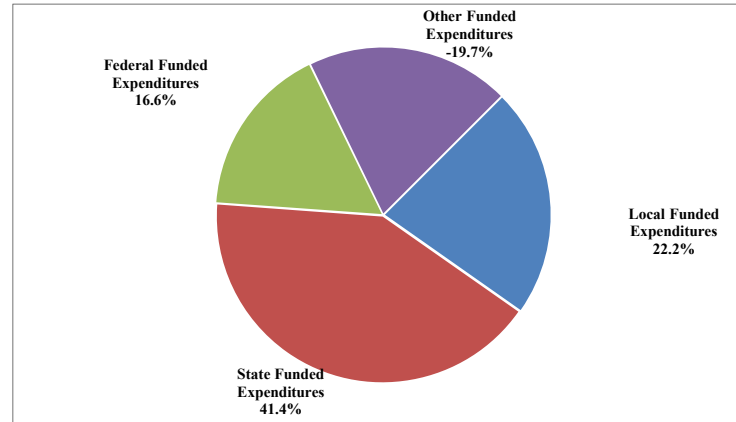
OFM April 2023 Population Estimate
FTE Count

837,800
160.1

Basis of Accounting: Cash

Exp. Code	Expenditure Code Title	Local		State				Federal		Other	Total Expenditures
		Local Government Contributions	Licenses, Permits & Fees	State from DOH	Foundational Public Health Services	County Public Health Assistance	State from Other	Federal through DOH	Federal from Other	Misc/Fund Balance/ Other	
562.71	Chronic Disease Prevention	0	0	58,206	0	2,156	0	0	0	1,385	61,747
562.72	Tobacco and Vapor Prevention and Education	0	0	0	0	0	0	0	0	0	0
562.73	Marijuana Prevention	0	0	0	0	0	0	0	0	0	0
562.74	Violence & Injury Prevention	0	0	0	0	55,021	0	377,502	336,642	35,354	804,519
562.75	Suicide Prevention and Outreach	0	0	0	0	0	0	0	0	0	0
562.76	Substance Use Disorder Prevention and Outreach	0	226,533	0	0	0	0	0	3,882	(111,018)	119,397
562.80	FPHS Access/Linkage with medical, Oral and Behavioral Health	0	0	0	0	0	0	0	0	0	0
562.81	Children with Special Health Care Needs (CSHCN)	0	8,450	0	0	291,107	0	322,631	13,741	173,310	809,239
562.82	Oral Health	0	0	0	0	11,017	0	0	70,188	7,079	88,284
562.83	Clinical Services - Immunizations	0	0	0	0	45,333	0	20,871	1,895	27,233	95,332
562.84	Clinical Services - Communicable Disease	0	0	0	0	0	0	0	0	0	0
562.85	Clinical Services - Chronic Disease	0	0	0	0	0	0	0	0	0	0
562.86	Clinical Services - Family Planning - NonTitle X	0	0	0	0	0	0	0	0	0	0
562.87	Clinical Services - Family Planning - Title X	0	0	0	0	0	0	0	0	0	0
562.88	Clinical Services - Other	295,285	89,507	0	0	3,941	0	0	0	2,532	391,265
562.90	FPHS Vital Records	0	707,747	0	0	0	0	0	0	(154,913)	552,834
562.91	FPHS Laboratory - Centralized	0	0	0	0	0	0	0	0	0	0
562.92	FPHS Laboratory	0	0	0	0	0	0	0	0	0	0
562.93	Lab - Other/Non-FPHS	0	0	0	0	0	0	0	0	0	0
562.94	Pharmacy (for expenditures not already captured in a program)	0	0	0	0	0	0	0	0	0	0
Total		295,285	6,236,954	209,111	7,969,947	3,433,291	551,931	2,925,748	1,962,692	(5,789,899)	17,795,060

EXPENDITURE SUMMARY		
	Amount	Percentage
Local		
Local Government Contributions	295,285	1.7%
Licenses, Permits & Fees	6,236,954	35.0%
Local Funded Expenditures	6,532,239	36.7%
State		
State from DOH	209,111	1.2%
Foundational Public Health Services	7,969,947	44.8%
County Public Health Assistance	3,433,291	19.3%
State from Other	551,931	3.1%
State Funded Expenditures	12,164,280	68.4%
Federal		
Federal through DOH	2,925,748	16.4%
Federal from Other	1,962,692	11.0%
Federal Funded Expenditures	4,888,440	27.5%
Misc/Fund Balance/Other		
Other Funded Expenditures	(5,789,899)	-32.5%
Total	17,795,060	100.0%



Expenditures by Expenditure Codes and Revenue Source

2023

SPOKANE

OFM April 2023 Population Estimate
FTE Count

542,100
246.0

Basis of Accounting: Cash

Exp. Code	Expenditure Code Title	Local		State				Federal		Other	Total Expenditures
		Local Government Contributions	Licenses, Permits & Fees	State from DOH	Foundational Public Health Services	County Public Health Assistance	State from Other	Federal through DOH	Federal from Other	Misc/Fund Balance/ Other	
562.10	FPHS Epidemiology & Surveillance	48,389	0	0	74,124	0	0	109,874	18,510	0	250,897
562.11	FPHS Community Health Assessment	429,998	148,771	0	633,819	0	5,083	0	0	0	1,217,672
562.12	FPHS Emergency Preparedness and Response	32,995	0	0	43,271	0	0	452,377	44,038	0	572,681
562.13	FPHS Communication	743,485	0	0	100,000	0	0	0	0	0	843,485
562.14	FPHS Policy Development and Support	335,609	0	4,900	1,000	0	0	0	0	0	341,509
562.15	FPHS Community Partnership Development	421	0	0	94,750	0	6,736	0	0	300	102,207
562.16	FPHS Business Competencies	0	3,316	0	597,348	0	0	0	619,798	388,699	1,609,161
562.17	FPHS Technology	409,104	0	0	0	480,072	0	0	0	0	889,176
562.20	FPHS CD Data & Planning	0	0	0	99,427	0	0	0	0	0	99,427
562.21	FPHS Promote Immunizations	0	0	0	298,254	5,252	0	5,260	10,836	0	319,602
562.22	Immunizations - Vaccine for Children (VFC)	0	0	0	0	8,409	0	133,848	0	0	142,257
562.23	FPHS Disease Investigation - Tuberculosis (TB)	266,512	0	0	38,405	6,177	0	95,177	3,562	0	409,833
562.24	FPHS Disease Investigation - Hepatitis C	0	0	0	166,928	0	0	0	0	1,761	168,689
562.25	FPHS Disease Investigation - Syphilis, Gonorrhea and HIV	0	312,923	1,423,240	186,873	221,082	0	828,264	32,309	5,022	3,009,712
562.26	FPHS Disease Investigation - STD (other)	0	0	0	0	0	0	0	0	0	0
562.27	FPHS Disease Investigation - VPD	0	0	0	0	0	0	0	0	0	0
562.28	FPHS Disease Investigation - Enteric	0	0	0	0	0	0	0	0	0	0
562.29	FPHS Disease Investigation - General CD	0	0	416	591,284	2,591	0	1,974,898	0	0	2,569,189
562.30	Needle Exchange	0	0	77,666	0	41,463	0	0	0	403	119,532
562.32	Immunization-Value of Vaccine Furnished										
562.40	FPHS EPH Data & Planning	0	0	0	10,259	0	0	0	0	0	10,259
562.41	FPHS Food	0	1,683,558	0	0	152,906	0	0	0	0	1,836,464
562.42	FPHS Recreational Water	0	267,595	0	0	33,872	0	0	0	0	301,467
562.43	FPHS Drinking Water Quality	0	0	0	0	0	0	0	0	0	0
562.44	FPHS On-Site Wastewater	0	914,850	0	150,743	94,747	0	0	0	0	1,160,339
562.45	FPHS Solid and Hazardous Waste	0	229,536	0	0	236,118	354,219	0	0	0	819,872
562.46	FPHS Schools	0	243,320	0	18,429	0	0	0	0	0	261,749
562.47	FPHS Temporary Worker Housing	0	0	0	0	0	0	0	0	0	0
562.48	FPHS Transient Accommodations	0	0	0	0	0	0	0	0	0	0
562.49	FPHS Smoking in Public Places	0	0	0	5,000	3,869	0	0	0	0	8,869
562.50	FPHS Other EPH Outbreak Investigations not captured	0	0	0	48,585	0	0	0	0	0	48,585
562.51	FPHS Zoonoses (includes vectors)	0	0	0	176,830	0	0	0	0	0	176,830
562.52	FPHS Radiation	0	0	0	3,020	0	0	0	0	0	3,020
562.53	FPHS Land Use Planning	0	90,580	0	0	75,501	0	0	0	0	166,081
562.54	Indoor Air (including asthma prevention)	0	0	0	3,542	0	0	0	0	0	3,542
562.55	Outdoor Air	0	0	0	594	0	0	0	0	0	594
562.56	Hazardous Chemicals and Other Substances and Sites	0	0	0	1,643	0	0	0	0	0	1,643
562.57	Lead	0	0	0	0	0	0	0	0	0	0
562.58	Environmental Health Other	0	40	0	323,789	0	0	0	0	0	323,829
562.59	Other Environmental Health										
562.60	FPHS MCH Data & Planning	0	0	0	175,403	0	105	0	0	0	175,508
562.61	Population-based maternal, child, adolescent and family health	0	500	0	88,373	865	0	269,761	0	2,500	362,000
562.62	Women, Infant & Children (WIC)	0	0	0	0	17,066	0	2,208,158	0	0	2,225,224
562.63	MCH Home Visiting	0	1,505	0	0	0	589,089	0	917,789	34,459	1,542,842
562.70	FPHS Chronic Disease, Injury & Violence Prevention Data &	0	0	0	660,341	0	0	0	0	0	660,341
562.00	Public Health Sub-Total	2,266,512	3,896,494	1,506,222	4,592,034	1,379,988	955,232	6,077,616	1,646,842	433,144	22,754,085

Expenditures by Expenditure Codes and Revenue Source 2023 SPOKANE

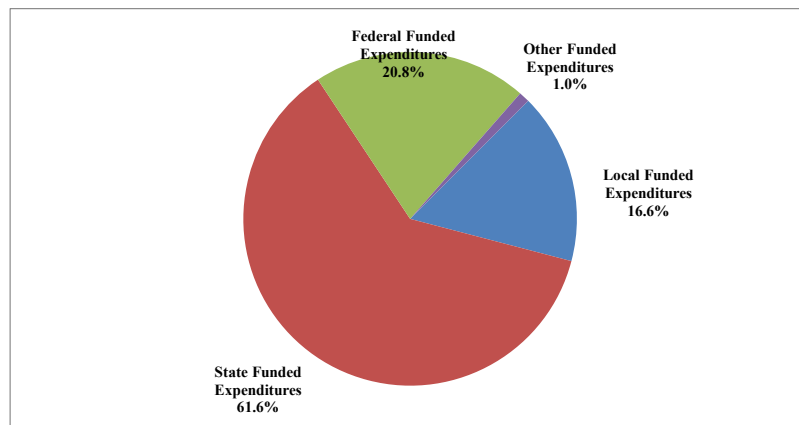
OFM April 2023 Population Estimate
FTE Count

542,100
246.0

Basis of Accounting: Cash

Exp. Code	Expenditure Code Title	Local		State				Federal		Other	Total Expenditures
		Local Government Contributions	Licenses, Permits & Fees	State from DOH	Foundational Public Health Services	County Public Health Assistance	State from Other	Federal through DOH	Federal from Other	Misc/Fund Balance/ Other	
562.71	Chronic Disease Prevention	0	0	0	14,792	16,507	0	57,341	0	0	88,640
562.72	Tobacco and Vapor Prevention and Education	0	0	19,684	0	0	0	0	0	0	19,684
562.73	Marijuana Prevention	0	0	88,926	0	2,448	831	0	0	0	92,205
562.74	Violence & Injury Prevention	0	0	0	0	0	0	0	0	0	0
562.75	Suicide Prevention and Outreach	0	0	0	0	0	0	0	0	0	0
562.76	Substance Use Disorder Prevention and Outreach	0	0	0	0	0	0	0	0	0	0
562.80	FPHS Access/Linkage with medical, Oral and Behavioral Health	0	0	0	54,809	13,100	0	0	0	0	67,909
562.81	Children with Special Health Care Needs (CSHCN)	95,000	0	0	0	100,475	16,893,552	110,551	733,673	0	17,933,250
562.82	Oral Health	0	0	0	0	0	30,722	0	30,722	0	61,444
562.83	Clinical Services - Immunizations	0	0	0	0	0	0	0	0	0	0
562.84	Clinical Services - Communicable Disease	0	0	0	0	0	0	0	0	0	0
562.85	Clinical Services - Chronic Disease	0	0	0	0	0	0	0	0	0	0
562.86	Clinical Services - Family Planning - NonTitle X	0	0	0	0	0	0	0	0	0	0
562.87	Clinical Services - Family Planning - Title X	0	0	0	0	0	0	0	0	0	0
562.88	Clinical Services - Other	0	0	0	0	0	0	0	0	0	0
562.90	FPHS Vital Records	0	649,871	0	0	0	0	0	0	0	649,871
562.91	FPHS Laboratory - Centralized	0	0	0	0	0	0	0	0	0	0
562.92	FPHS Laboratory	0	0	0	0	0	0	0	0	0	0
562.93	Lab - Other/Non-FPHS	0	0	0	0	0	0	0	0	0	0
562.94	Pharmacy (for expenditures not already captured in a program)	0	0	0	0	0	0	0	0	0	0
Total		2,361,512	4,546,364	1,614,832	4,661,635	1,512,519	17,880,337	6,245,508	2,411,237	433,144	41,667,088

EXPENDITURE SUMMARY		
	Amount	Percentage
Local		
Local Government Contributions	2,361,512	5.7%
Licenses, Permits & Fees	4,546,364	10.9%
Local Funded Expenditures	6,907,877	16.6%
State		
State from DOH	1,614,832	3.9%
Foundational Public Health Services	4,661,635	11.2%
County Public Health Assistance	1,512,519	3.6%
State from Other	17,880,337	42.9%
State Funded Expenditures	25,669,323	61.6%
Federal		
Federal through DOH	6,245,508	15.0%
Federal from Other	2,411,237	5.8%
Federal Funded Expenditures	8,656,744	20.8%
Misc/Fund Balance/Other		
Other Funded Expenditures	433,144	1.0%
Total	41,667,088	100.0%



Expenditures by Expenditure Codes and Revenue Source

2023

TACOMA-PIERCE

OFM April 2023 Population Estimate

928,200

FTE Count

378.0

Basis of Accounting:

Cash

Exp. Code	Expenditure Code Title	Local		State				Federal		Other	Total Expenditures
		Local Government Contributions	Licenses, Permits & Fees	State from DOH	Foundational Public Health Services	County Public Health Assistance	State from Other	Federal through DOH	Federal from Other	Misc/Fund Balance/ Other	
562.10	FPHS Epidemiology & Surveillance	0	0	489	136,470	148,500	0	80,289	0	137,274	503,022
562.11	FPHS Community Health Assessment	0	0	0	0	46,542	0	0	0	1	46,543
562.12	FPHS Emergency Preparedness and Response	0	0	0	79,924	0	0	1,159,477	4,420,763	1,672	5,661,835
562.13	FPHS Communication	0	0	0	0	240,898	0	0	0	349,965	590,864
562.14	FPHS Policy Development and Support	22,795	0	0	238,081	0	0	0	0	258	261,134
562.15	FPHS Community Partnership Development	162,500	0	73,597	124,770	0	0	28,900	0	80,017	469,784
562.16	FPHS Business Competencies	0	0	0	346,618	0	0	0	1,691,745	2,372,209	4,410,572
562.17	FPHS Technology	0	0	0	0	0	0	0	0	312	312
562.20	FPHS CD Data & Planning	0	0	0	0	0	0	0	0	0	0
562.21	FPHS Promote Immunizations	0	0	321,694	281,393	0	0	367,394	0	108	970,588
562.22	Immunizations - Vaccine for Children (VFC)	0	0	0	65,598	0	0	0	0	0	65,598
562.23	FPHS Disease Investigation - Tuberculosis (TB)	112,682	0	0	66,011	0	0	259,136	165,450	144	603,422
562.24	FPHS Disease Investigation - Hepatitis C	0	0	0	0	0	0	0	0	0	0
562.25	FPHS Disease Investigation - Syphilis, Gonorrhea and HIV	181,313	0	256,119	46,686	0	0	95,139	0	423	579,680
562.26	FPHS Disease Investigation - STD (other)	4,106	0	0	0	0	0	525,218	0	68	529,392
562.27	FPHS Disease Investigation - VPD	0	0	0	0	0	0	0	0	0	0
562.28	FPHS Disease Investigation - Enteric	0	0	0	0	0	0	0	0	0	0
562.29	FPHS Disease Investigation - General CD	0	0	0	2,466,662	0	0	337,772	0	1,219	2,805,653
562.30	Needle Exchange	0	0	0	0	0	0	0	0	0	0
562.32	Immunization-Value of Vaccine Furnished										
562.40	FPHS EPH Data & Planning	0	0	0	0	0	0	0	0	0	0
562.41	FPHS Food	0	5,575,761	0	183,589	0	0	0	0	3,850	5,763,200
562.42	FPHS Recreational Water	318,842	413,549	82,420	0	0	0	28,306	10,978	117,988	972,083
562.43	FPHS Drinking Water Quality	0	665,266	25,878	239,423	0	0	0	34,102	919	965,588
562.44	FPHS On-Site Wastewater	105,875	3,876,487	75,854	1,250,470	0	0	0	0	55,095	5,363,781
562.45	FPHS Solid and Hazardous Waste	134,000	1,017,446	0	0	0	541,811	0	0	910	1,694,168
562.46	FPHS Schools	0	120,959	0	0	0	0	0	0	40	120,999
562.47	FPHS Temporary Worker Housing	0	0	0	0	0	0	0	0	0	0
562.48	FPHS Transient Accommodations	0	0	0	0	0	0	0	0	0	0
562.49	FPHS Smoking in Public Places	0	0	0	0	0	0	0	0	0	0
562.50	FPHS Other EPH Outbreak Investigations not captured	0	0	0	0	0	0	0	0	0	0
562.51	FPHS Zoonoses (includes vectors)	0	0	0	0	0	0	0	0	0	0
562.52	FPHS Radiation	0	0	0	0	0	0	0	0	0	0
562.53	FPHS Land Use Planning	0	0	0	0	0	0	0	0	0	0
562.54	Indoor Air (including asthma prevention)	0	0	0	0	0	0	0	0	0	0
562.55	Outdoor Air	0	0	0	0	0	0	0	0	0	0
562.56	Hazardous Chemicals and Other Substances and Sites	20,241	296,464	0	0	0	276,779	0	6,608	1,652	601,743
562.57	Lead	0	0	0	0	0	0	0	0	0	0
562.58	Environmental Health Other	71,184	0	0	1,184,390	0	213,576	93,641	279,158	1,085	1,843,034
562.59	Other Environmental Health										
562.60	FPHS MCH Data & Planning	496,787	23,015	0	263,732	0	907,459	511,306	490,575	477,975	3,170,850
562.61	Population-based maternal, child, adolescent and family health	667,507	0	0	0	0	0	0	784,314	45,714	1,497,535
562.62	Women, Infant & Children (WIC)	0	0	0	0	0	0	0	0	0	0
562.63	MCH Home Visiting	0	0	0	0	0	0	0	0	0	0
562.70	FPHS Chronic Disease, Injury & Violence Prevention Data &	305,392	0	0	0	0	0	0	0	57	305,449
562.00	Public Health Sub-Total	2,603,225	11,988,947	836,052	6,973,816	435,940	1,939,626	3,486,576	7,883,693	3,648,953	39,796,827

Expenditures by Expenditure Codes and Revenue Source 2023 TACOMA-PIERCE

OFM April 2023 Population Estimate

928,200

FTE Count

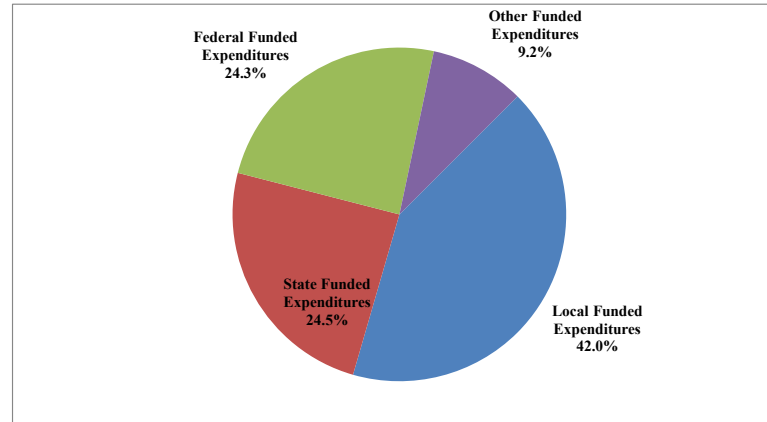
378.0

Basis of Accounting:

Cash

Exp. Code	Expenditure Code Title	Local		State				Federal		Other	Total Expenditures
		Local Government Contributions	Licenses, Permits & Fees	State from DOH	Foundational Public Health Services	County Public Health Assistance	State from Other	Federal through DOH	Federal from Other	Misc/Fund Balance/ Other	
562.71	Chronic Disease Prevention	0	0	0	0	0	0	129,316	0	17	129,334
562.72	Tobacco and Vapor Prevention and Education	0	0	0	0	0	0	0	0	0	0
562.73	Marijuana Prevention	0	0	0	0	0	0	0	0	0	0
562.74	Welfare/Veteran, Disabled, Homeless, Domestic	1,270,096	0	432,679	949,059	0	0	32,817	0	610,089	3,294,740
562.75	Suicide Prevention and Outreach	0	0	0	0	0	0	0	0	0	0
562.76	Substance Use Disorder Prevention and Outreach	0	0	0	0	0	0	0	0	0	0
562.80	FPHS Access/Linkage with medical, Oral and Behavioral He	0	0	0	0	0	0	0	0	0	0
562.81	Children with Special Health Care Needs (CSHCN)	0	0	0	0	0	0	0	0	0	0
562.82	Oral Health	0	0	0	0	0	48,180	0	48,180	3	96,363
562.83	Clinical Services - Immunizations	0	0	0	0	0	0	0	0	0	0
562.84	Clinical Services - Communicable Disease	0	0	0	0	0	0	0	0	0	0
562.85	Clical Services - Chronic Disease	0	0	0	0	0	0	0	0	0	0
562.86	Clinical Services - Family Planning - NonTitle X	0	0	0	0	0	0	0	0	0	0
562.87	Clinical Services - Family Planning - Title X	0	0	0	0	0	0	0	0	0	0
562.88	Clinical Services - Other	0	0	0	0	0	0	0	0	0	0
562.90	FPHS Vital Records	0	1,263,754	0	0	0	0	0	0	128,721	1,392,475
562.91	FPHS Laboratory - Centralized	0	0	0	0	0	0	0	0	0	0
562.92	FPHS Laboratory	0	0	0	0	0	0	0	0	0	0
562.93	Lab - Other/Non-FPHS	0	0	0	0	0	0	0	0	0	0
566.00		0	3,485,177	0	424,845	0	0	0	365,600	116,045	4,391,667
Total		3,873,321	16,737,878	1,268,731	8,347,719	435,940	1,987,806	3,648,710	8,297,473	4,503,828	49,101,406

EXPENDITURE SUMMARY		
	Amount	Percentage
Local		
Local Government Contributions	3,873,321	7.9%
Licenses, Permits & Fees	16,737,878	34.1%
Local Funded Expenditures	20,611,199	42.0%
State		
State from DOH	1,268,731	2.6%
Foundational Public Health Services	8,347,719	17.0%
County Public Health Assistance	435,940	0.9%
State from Other	1,987,806	4.0%
State Funded Expenditures	12,040,196	24.5%
Federal		
Federal through DOH	3,648,710	7.4%
Federal from Other	8,297,473	16.9%
Federal Funded Expenditures	11,946,182	24.3%
Misc/Fund Balance/Other		
Other Funded Expenditures	4,503,828	9.2%
Total	49,101,406	100.0%



Expenditures by Expenditure Codes and Revenue Source

2023

THURSTON

OFM April 2023 Population Estimate

928,200

FTE Count

0.0

Basis of Accounting:

Cash

Exp. Code	Expenditure Code Title	Local		State				Federal		Other	Total Expenditures
		Local Government Contributions	Licenses, Permits & Fees	State from DOH	Foundational Public Health Services	County Public Health Assistance	State from Other	Federal through DOH	Federal from Other	Misc/Fund Balance/ Other	
562.10	FPHS Epidemiology & Surveillance	0	0	0	0	0	0	0	0	0	0
562.11	FPHS Community Health Assessment	0	0	0	0	0	0	0	0	0	0
562.12	FPHS Emergency Preparedness and Response	0	0	0	0	0	0	0	0	0	0
562.13	FPHS Communication	0	0	0	0	0	0	0	0	0	0
562.14	FPHS Policy Development and Support	0	0	0	0	0	0	0	0	0	0
562.15	FPHS Community Partnership Development	0	0	0	0	0	0	0	0	0	0
562.16	FPHS Business Competencies	0	0	0	0	0	0	0	0	0	0
562.17	FPHS Technology	0	0	0	0	0	0	0	0	0	0
562.20	FPHS CD Data & Planning	0	0	0	0	0	0	0	0	0	0
562.21	FPHS Promote Immunizations	0	0	0	0	0	0	0	0	0	0
562.22	Immunizations - Vaccine for Children (VFC)	0	0	0	0	0	0	0	0	0	0
562.23	FPHS Disease Investigation - Tuberculosis (TB)	0	0	0	0	0	0	0	0	0	0
562.24	FPHS Disease Investigation - Hepatitis C	0	0	0	0	0	0	0	0	0	0
562.25	FPHS Disease Investigation - Syphilis, Gonorrhea and HIV	0	0	0	0	0	0	0	0	0	0
562.26	FPHS Disease Investigation - STD (other)	0	0	0	0	0	0	0	0	0	0
562.27	FPHS Disease Investigation - VPD	0	0	0	0	0	0	0	0	0	0
562.28	FPHS Disease Investigation - Enteric	0	0	0	0	0	0	0	0	0	0
562.29	FPHS Disease Investigation - General CD	0	0	0	0	0	0	0	0	0	0
562.30	Needle Exchange	0	0	0	0	0	0	0	0	0	0
562.32	Immunization-Value of Vaccine Furnished										
562.40	FPHS EPH Data & Planning	0	0	0	0	0	0	0	0	0	0
562.41	FPHS Food	0	0	0	0	0	0	0	0	0	0
562.42	FPHS Recreational Water	0	0	0	0	0	0	0	0	0	0
562.43	FPHS Drinking Water Quality	0	0	0	0	0	0	0	0	0	0
562.44	FPHS On-Site Wastewater	0	0	0	0	0	0	0	0	0	0
562.45	FPHS Solid and Hazardous Waste	0	0	0	0	0	0	0	0	0	0
562.46	FPHS Schools	0	0	0	0	0	0	0	0	0	0
562.47	FPHS Temporary Worker Housing	0	0	0	0	0	0	0	0	0	0
562.48	FPHS Transient Accommodations	0	0	0	0	0	0	0	0	0	0
562.49	FPHS Smoking in Public Places	0	0	0	0	0	0	0	0	0	0
562.50	FPHS Other EPH Outbreak Investigations not captured	0	0	0	0	0	0	0	0	0	0
562.51	FPHS Zoonoses (includes vectors)	0	0	0	0	0	0	0	0	0	0
562.52	FPHS Radiation	0	0	0	0	0	0	0	0	0	0
562.53	FPHS Land Use Planning	0	0	0	0	0	0	0	0	0	0
562.54	Indoor Air (including asthma prevention)	0	0	0	0	0	0	0	0	0	0
562.55	Outdoor Air	0	0	0	0	0	0	0	0	0	0
562.56	Hazardous Chemicals and Other Substances and Sites	0	0	0	0	0	0	0	0	0	0
562.57	Lead	0	0	0	0	0	0	0	0	0	0
562.58	Environmental Health Other	0	0	0	0	0	0	0	0	0	0
562.59	Other Environmental Health										
562.60	FPHS MCH Data & Planning	0	0	0	0	0	0	0	0	0	0
562.61	Population-based maternal, child, adolescent and family health	0	0	0	0	0	0	0	0	0	0
562.62	Women, Infant & Children (WIC)	0	0	0	0	0	0	0	0	0	0
562.63	MCH Home Visiting	0	0	0	0	0	0	0	0	0	0
562.70	FPHS Chronic Disease, Injury & Violence Prevention Data &	0	0	0	0	0	0	0	0	0	0
562.00	Public Health Sub-Total	0	0	0	0	0	0	0	0	0	0

Expenditures by Expenditure Codes and Revenue Source

2023

THURSTON

OFM April 2023 Population Estimate

928,200

FTE Count

0.0

Basis of Accounting:

Cash

Exp. Code	Expenditure Code Title	Local		State				Federal		Other	Total Expenditures
		Local Government Contributions	Licenses, Permits & Fees	State from DOH	Foundational Public Health Services	County Public Health Assistance	State from Other	Federal through DOH	Federal from Other	Misc/Fund Balance/ Other	
562.71	Chronic Disease Prevention	0	0	0	0	0	0	0	0	0	0
562.72	Tobacco and Vapor Prevention and Education	0	0	0	0	0	0	0	0	0	0
562.73	Marijuana Prevention	0	0	0	0	0	0	0	0	0	0
562.74	Violence & Injury Prevention	0	0	0	0	0	0	0	0	0	0
562.75	Suicide Prevention and Outreach	0	0	0	0	0	0	0	0	0	0
562.76	Substance Use Disorder Prevention and Outreach	0	0	0	0	0	0	0	0	0	0
562.80	FPHS Access/Linkage with medical, Oral and Behavioral Health	0	0	0	0	0	0	0	0	0	0
562.81	Children with Special Health Care Needs (CSHCN)	0	0	0	0	0	0	0	0	0	0
562.82	Oral Health	0	0	0	0	0	0	0	0	0	0
562.83	Clinical Services - Immunizations	0	0	0	0	0	0	0	0	0	0
562.84	Clinical Services - Communicable Disease	0	0	0	0	0	0	0	0	0	0
562.85	Clinical Services - Chronic Disease	0	0	0	0	0	0	0	0	0	0
562.86	Clinical Services - Family Planning - NonTitle X	0	0	0	0	0	0	0	0	0	0
562.87	Clinical Services - Family Planning - Title X	0	0	0	0	0	0	0	0	0	0
562.88	Clinical Services - Other	0	0	0	0	0	0	0	0	0	0
562.90	FPHS Vital Records	0	0	0	0	0	0	0	0	0	0
562.91	FPHS Laboratory - Centralized	0	0	0	0	0	0	0	0	0	0
562.92	FPHS Laboratory	0	0	0	0	0	0	0	0	0	0
562.93	Lab - Other/Non-FPHS	0	0	0	0	0	0	0	0	0	0
562.94	Pharmacy (for expenditures not already captured in a program)	0	0	0	0	0	0	0	0	0	0
Total		0	0	0	0	0	0	0	0	0	0

EXPENDITURE SUMMARY		
	Amount	Percentage
Local		
Local Government Contributions	0	#DIV/0!
Licenses, Permits & Fees	0	#DIV/0!
Local Funded Expenditures	0	#DIV/0!
State		
State from DOH	0	#DIV/0!
Foundational Public Health Services	0	#DIV/0!
County Public Health Assistance	0	#DIV/0!
State from Other	0	#DIV/0!
State Funded Expenditures	0	#DIV/0!
Federal		
Federal through DOH	0	#DIV/0!
Federal from Other	0	#DIV/0!
Federal Funded Expenditures	0	#DIV/0!
Misc/Fund Balance/Other		
Other Funded Expenditures	0	#DIV/0!
Total	0	#DIV/0!

Other Funded Expenditures 0.0%

Local Funded Expenditures 0.0%

State Funded Expenditures 0.0%

Expenditures by Expenditure Codes and Revenue Source

2023

WAHKIAKUM

OFM April 2023 Population Estimate

4,475

FTE Count

12.0

Basis of Accounting:

Cash

Exp. Code	Expenditure Code Title	Local		State				Federal		Other	Total Expenditures
		Local Government Contributions	Licenses, Permits & Fees	State from DOH	Foundational Public Health Services	County Public Health Assistance	State from Other	Federal through DOH	Federal from Other	Misc/Fund Balance/ Other	
562.10	FPHS Epidemiology & Surveillance	0	0	0	0	0	0	0	0	0	0
562.11	FPHS Community Health Assessment	0	0	0	0	0	0	0	0	0	0
562.12	FPHS Emergency Preparedness and Response	0	0	0	0	0	0	12,252	0	0	12,252
562.13	FPHS Communication	0	0	0	192,167	0	0	0	0	0	192,167
562.14	FPHS Policy Development and Support	0	0	0	0	0	0	0	0	0	0
562.15	FPHS Community Partnership Development	0	0	0	0	0	0	0	0	0	0
562.16	FPHS Business Competencies	0	0	0	448,717	0	0	0	0	0	448,717
562.17	FPHS Technology	0	0	0	0	0	0	0	0	0	0
562.20	FPHS CD Data & Planning	0	0	0	0	0	0	0	0	0	0
562.21	FPHS Promote Immunizations	0	0	0	0	0	0	0	0	0	0
562.22	Immunizations - Vaccine for Children (VFC)	0	0	0	0	0	0	1,443	0	0	1,443
562.23	FPHS Disease Investigation - Tuberculosis (TB)	0	0	0	0	0	0	0	0	0	0
562.24	FPHS Disease Investigation - Hepatitis C	0	0	0	0	0	0	0	0	0	0
562.25	FPHS Disease Investigation - Syphilis, Gonorrhea and HIV	0	0	0	0	0	0	0	0	0	0
562.26	FPHS Disease Investigation - STD (other)	0	0	0	0	0	0	0	0	0	0
562.27	FPHS Disease Investigation - VPD	0	0	0	0	0	0	0	0	0	0
562.28	FPHS Disease Investigation - Enteric	0	0	0	0	0	0	0	0	0	0
562.29	FPHS Disease Investigation - General CD	0	0	0	0	0	0	142,719	0	0	142,719
562.30	Needle Exchange	0	0	0	0	0	0	0	0	0	0
562.32	Immunization-Value of Vaccine Furnished										
562.40	FPHS EPH Data & Planning	0	0	0	0	0	0	0	0	0	0
562.41	FPHS Food	0	0	0	0	0	0	0	0	0	0
562.42	FPHS Recreational Water	0	0	0	0	0	0	0	0	0	0
562.43	FPHS Drinking Water Quality	0	0	0	0	0	0	0	0	0	0
562.44	FPHS On-Site Wastewater	0	0	0	0	0	0	0	0	0	0
562.45	FPHS Solid and Hazardous Waste	0	0	0	0	0	0	0	0	0	0
562.46	FPHS Schools	0	0	0	0	0	0	0	0	0	0
562.47	FPHS Temporary Worker Housing	0	0	0	0	0	0	0	0	0	0
562.48	FPHS Transient Accommodations	0	0	0	0	0	0	0	0	0	0
562.49	FPHS Smoking in Public Places	0	0	0	0	0	0	0	0	0	0
562.50	FPHS Other EPH Outbreak Investigations not captured	0	0	0	0	0	0	0	0	0	0
562.51	FPHS Zoonoses (includes vectors)	0	0	0	0	0	0	0	0	0	0
562.52	FPHS Radiation	0	0	0	0	0	0	0	0	0	0
562.53	FPHS Land Use Planning	0	0	0	0	0	0	0	0	0	0
562.54	Indoor Air (including asthma prevention)	0	0	0	0	0	0	0	0	0	0
562.55	Outdoor Air	0	0	0	0	0	0	0	0	0	0
562.56	Hazardous Chemicals and Other Substances and Sites	0	0	0	0	0	0	0	0	0	0
562.57	Lead	0	0	0	0	0	0	0	0	0	0
562.58	Environmental Health Other	0	0	0	302,117	0	0	0	0	0	302,117
562.59	Other Environmental Health										
562.60	FPHS MCH Data & Planning	0	0	0	0	0	0	4,290	0	0	4,290
562.61	Population-based maternal, child, adolescent and family health	0	0	0	0	0	0	0	0	0	0
562.62	Women, Infant & Children (WIC)	0	0	0	0	0	0	33,683	0	0	33,683
562.63	MCH Home Visiting	0	0	0	0	0	0	0	0	0	0
562.70	FPHS Chronic Disease, Injury & Violence Prevention Data &	0	0	0	0	0	0	0	0	0	0
562.00	Public Health Sub-Total	0	0	0	943,000	0	0	194,388	0	0	1,137,388

Expenditures by Expenditure Codes and Revenue Source 2023 WAHKIAKUM

OFM April 2023 Population Estimate

4,475

FTE Count

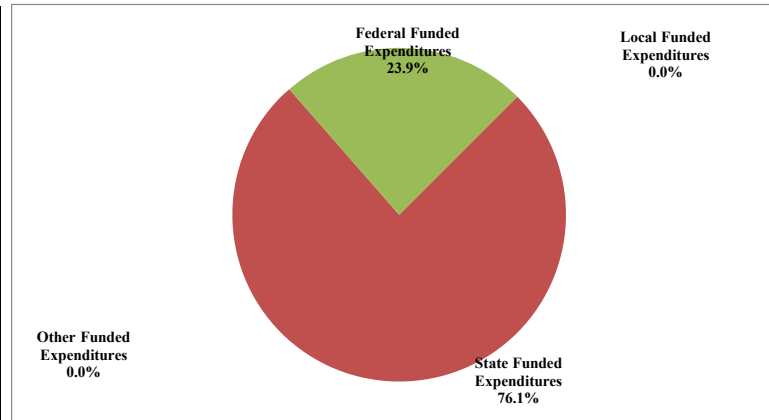
12.0

Basis of Accounting:

Cash

Exp. Code	Expenditure Code Title	Local		State				Federal		Other	Total Expenditures
		Local Government Contributions	Licenses, Permits & Fees	State from DOH	Foundational Public Health Services	County Public Health Assistance	State from Other	Federal through DOH	Federal from Other	Misc/Fund Balance/ Other	
562.71	Chronic Disease Prevention	0	0	0	0	0	0	0	0	0	0
562.72	Tobacco and Vapor Prevention and Education	0	0	6,650	0	0	0	86,992	0	0	93,641
562.73	Marijuana Prevention	0	0	50,820	0	0	0	0	0	0	50,820
562.74	Violence & Injury Prevention	0	0	0	0	0	0	0	0	0	0
562.75	Suicide Prevention and Outreach	0	0	0	0	0	0	0	0	0	0
562.76	Substance Use Disorder Prevention and Outreach	0	0	0	0	0	0	0	0	0	0
562.80	FPHS Access/Linkage with medical, Oral and Behavioral Health	0	0	0	0	0	0	0	0	0	0
562.81	Children with Special Health Care Needs (CSHCN)	0	0	0	0	0	0	0	0	0	0
562.82	Oral Health	0	0	0	0	0	0	0	0	0	0
562.83	Clinical Services - Immunizations	0	0	0	0	0	0	0	0	0	0
562.84	Clinical Services - Communicable Disease	0	0	0	0	0	0	0	0	0	0
562.85	Clinical Services - Chronic Disease	0	0	0	0	0	0	0	0	0	0
562.86	Clinical Services - Family Planning - NonTitle X	0	0	0	0	0	0	0	0	0	0
562.87	Clinical Services - Family Planning - Title X	0	0	0	0	0	0	0	0	0	0
562.88	Clinical Services - Other	0	0	0	0	0	0	0	0	0	0
562.90	FPHS Vital Records	0	0	0	0	0	0	0	0	0	0
562.91	FPHS Laboratory - Centralized	0	0	0	0	0	0	0	0	0	0
562.92	FPHS Laboratory	0	0	13,476	0	0	0	37,650	0	0	51,126
562.93	Lab - Other/Non-FPHS	0	0	0	0	0	0	0	0	0	0
562.94	Pharmacy (for expenditures not already captured in a program)	0	0	0	0	0	0	0	0	0	0
Total		0	0	70,946	943,000	0	0	319,029	0	0	1,332,975

EXPENDITURE SUMMARY		
	Amount	Percentage
Local		
Local Government Contributions	0	0.0%
Licenses, Permits & Fees	0	0.0%
Local Funded Expenditures	0	0.0%
State		
State from DOH	70,946	5.3%
Foundational Public Health Services	943,000	70.7%
County Public Health Assistance	0	0.0%
State from Other	0	0.0%
State Funded Expenditures	1,013,946	76.1%
Federal		
Federal through DOH	319,029	23.9%
Federal from Other	0	0.0%
Federal Funded Expenditures	319,029	23.9%
Misc/Fund Balance/Other		
Other Funded Expenditures	0	0.0%
Total	1,332,975	100.0%



Expenditures by Expenditure Codes and Revenue Source

2023

WALLA WALLA

OFM April 2023 Population Estimate

62,100

FTE Count

0.0

Basis of Accounting:

Cash

Exp. Code	Expenditure Code Title	Local		State				Federal		Other	Total Expenditures
		Local Government Contributions	Licenses, Permits & Fees	State from DOH	Foundational Public Health Services	County Public Health Assistance	State from Other	Federal through DOH	Federal from Other	Misc/Fund Balance/ Other	
562.10	FPHS Epidemiology & Surveillance	0	0	0	0	0	0	0	0	0	0
562.11	FPHS Community Health Assessment	0	0	0	0	0	0	0	0	0	0
562.12	FPHS Emergency Preparedness and Response	0	0	0	0	0	0	0	0	0	0
562.13	FPHS Communication	0	0	0	0	0	0	0	0	0	0
562.14	FPHS Policy Development and Support	0	0	0	0	0	0	0	0	0	0
562.15	FPHS Community Partnership Development	0	0	0	0	0	0	0	0	0	0
562.16	FPHS Business Competencies	0	0	0	0	0	0	0	0	0	0
562.17	FPHS Technology	0	0	0	0	0	0	0	0	0	0
562.20	FPHS CD Data & Planning	0	0	0	0	0	0	0	0	0	0
562.21	FPHS Promote Immunizations	0	0	0	0	0	0	0	0	0	0
562.22	Immunizations - Vaccine for Children (VFC)	0	0	0	0	0	0	0	0	0	0
562.23	FPHS Disease Investigation - Tuberculosis (TB)	0	0	0	0	0	0	0	0	0	0
562.24	FPHS Disease Investigation - Hepatitis C	0	0	0	0	0	0	0	0	0	0
562.25	FPHS Disease Investigation - Syphilis, Gonorrhea and HIV	0	0	0	0	0	0	0	0	0	0
562.26	FPHS Disease Investigation - STD (other)	0	0	0	0	0	0	0	0	0	0
562.27	FPHS Disease Investigation - VPD	0	0	0	0	0	0	0	0	0	0
562.28	FPHS Disease Investigation - Enteric	0	0	0	0	0	0	0	0	0	0
562.29	FPHS Disease Investigation - General CD	0	0	0	0	0	0	0	0	0	0
562.30	Needle Exchange	0	0	0	0	0	0	0	0	0	0
562.32	Immunization-Value of Vaccine Furnished										
562.40	FPHS EPH Data & Planning	0	0	0	0	0	0	0	0	0	0
562.41	FPHS Food	0	0	0	0	0	0	0	0	0	0
562.42	FPHS Recreational Water	0	0	0	0	0	0	0	0	0	0
562.43	FPHS Drinking Water Quality	0	0	0	0	0	0	0	0	0	0
562.44	FPHS On-Site Wastewater	0	0	0	0	0	0	0	0	0	0
562.45	FPHS Solid and Hazardous Waste	0	0	0	0	0	0	0	0	0	0
562.46	FPHS Schools	0	0	0	0	0	0	0	0	0	0
562.47	FPHS Temporary Worker Housing	0	0	0	0	0	0	0	0	0	0
562.48	FPHS Transient Accommodations	0	0	0	0	0	0	0	0	0	0
562.49	FPHS Smoking in Public Places	0	0	0	0	0	0	0	0	0	0
562.50	FPHS Other EPH Outbreak Investigations not captured	0	0	0	0	0	0	0	0	0	0
562.51	FPHS Zoonotics (includes vectors)	0	0	0	0	0	0	0	0	0	0
562.52	FPHS Radiation	0	0	0	0	0	0	0	0	0	0
562.53	FPHS Land Use Planning	0	0	0	0	0	0	0	0	0	0
562.54	Indoor Air (including asthma prevention)	0	0	0	0	0	0	0	0	0	0
562.55	Outdoor Air	0	0	0	0	0	0	0	0	0	0
562.56	Hazardous Chemicals and Other Substances and Sites	0	0	0	0	0	0	0	0	0	0
562.57	Lead	0	0	0	0	0	0	0	0	0	0
562.58	Enviornmental Health Other	0	0	0	0	0	0	0	0	0	0
562.59	Other Environmental Health										
562.60	FPHS MCH Data & Planning	0	0	0	0	0	0	0	0	0	0
562.61	Population-based maternal, child, adolescent and family health	0	0	0	0	0	0	0	0	0	0
562.62	Women, Infant & Children (WIC)	0	0	0	0	0	0	0	0	0	0
562.63	MCH Home Visiting	0	0	0	0	0	0	0	0	0	0
562.70	FPHS Chronic Disease, Injury & Violence Prevention Data &	0	0	0	0	0	0	0	0	0	0
562.00	Public Health Sub-Total	0	0	0	0	0	0	0	0	0	0

Expenditures by Expenditure Codes and Revenue Source

2023

WALLA WALLA

OFM April 2023 Population Estimate
FTE Count

62,100
0.0

Basis of Accounting: Cash

Exp. Code	Expenditure Code Title	Local		State				Federal		Other	Total Expenditures
		Local Government Contributions	Licenses, Permits & Fees	State from DOH	Foundational Public Health Services	County Public Health Assistance	State from Other	Federal through DOH	Federal from Other	Misc/Fund Balance/ Other	
562.71	Chronic Disease Prevention	0	0	0	0	0	0	0	0	0	0
562.72	Tobacco and Vapor Prevention and Education	0	0	0	0	0	0	0	0	0	0
562.73	Marijuana Prevention	0	0	0	0	0	0	0	0	0	0
562.74	Violence & Injury Prevention	0	0	0	0	0	0	0	0	0	0
562.75	Suicide Prevention and Outreach	0	0	0	0	0	0	0	0	0	0
562.76	Substance Use Disorder Prevention and Outreach	0	0	0	0	0	0	0	0	0	0
562.80	FPHS Access/Linkage with medical, Oral and Behavioral Health	0	0	0	0	0	0	0	0	0	0
562.81	Children with Special Health Care Needs (CSHCN)	0	0	0	0	0	0	0	0	0	0
562.82	Oral Health	0	0	0	0	0	0	0	0	0	0
562.83	Clinical Services - Immunizations	0	0	0	0	0	0	0	0	0	0
562.84	Clinical Services - Communicable Disease	0	0	0	0	0	0	0	0	0	0
562.85	Clinical Services - Chronic Disease	0	0	0	0	0	0	0	0	0	0
562.86	Clinical Services - Family Planning - NonTitle X	0	0	0	0	0	0	0	0	0	0
562.87	Clinical Services - Family Planning - Title X	0	0	0	0	0	0	0	0	0	0
562.88	Clinical Services - Other	0	0	0	0	0	0	0	0	0	0
562.90	FPHS Vital Records	0	0	0	0	0	0	0	0	0	0
562.91	FPHS Laboratory - Centralized	0	0	0	0	0	0	0	0	0	0
562.92	FPHS Laboratory	0	0	0	0	0	0	0	0	0	0
562.93	Lab - Other/Non-FPHS	0	0	0	0	0	0	0	0	0	0
562.94	Pharmacy (for expenditures not already captured in a program)	0	0	0	0	0	0	0	0	0	0
Total		0	0	0	0	0	0	0	0	0	0

EXPENDITURE SUMMARY		
	Amount	Percentage
Local		
Local Government Contributions	0	#DIV/0!
Licenses, Permits & Fees	0	#DIV/0!
Local Funded Expenditures	0	#DIV/0!
State		
State from DOH	0	#DIV/0!
Foundational Public Health Services	0	#DIV/0!
County Public Health Assistance	0	#DIV/0!
State from Other	0	#DIV/0!
State Funded Expenditures	0	#DIV/0!
Federal		
Federal through DOH	0	#DIV/0!
Federal from Other	0	#DIV/0!
Federal Funded Expenditures	0	#DIV/0!
Misc/Fund Balance/Other		
Other Funded Expenditures	0	#DIV/0!
Total	0	#DIV/0!

State Funded
Licenses, Permits &
Federal Government
Expenditures
0.0%0.0%0.0%

Expenditures by Expenditure Codes and Revenue Source

2023

WHATCOM

OFM April 2023 Population Estimate
FTE Count

226,300
135.0

Basis of Accounting: Cash

Exp. Code		Local		State				Federal		Other	Total Expenditures
		Local Government Contributions	Licenses, Permits & Fees	State from DOH	Foundational Public Health Services	County Public Health Assistance	State from Other	Federal through DOH	Federal from Other	Misc/Fund Balance/ Other	
562.10	FPHS Epidemiology & Surveillance	0	0	0	0	0	230,000	0	0	14,341	244,341
562.11	FPHS Community Health Assessment	0	0	0	87,221	0	99,392	0	0	0	186,613
562.12	FPHS Emergency Preparedness and Response	0	0	0	0	0	0	148,165	0	414	148,580
562.13	FPHS Communication	0	0	0	0	0	0	0	0	0	0
562.14	FPHS Policy Development and Support	0	0	0	0	0	0	0	0	0	0
562.15	FPHS Community Partnership Development	0	0	0	0	0	0	0	0	0	0
562.16	FPHS Business Competencies	0	0	0	515,804	0	607,000	0	0	1,753,686	2,876,490
562.17	FPHS Technology	0	0	0	170,188	0	0	0	0	0	170,188
562.20	FPHS CD Data & Planning	0	0	0	1,017,101	0	0	0	0	203,070	1,220,171
562.21	FPHS Promote Immunizations	0	0	0	0	0	0	53,716	0	37,253	90,970
562.22	Immunizations - Vaccine for Children (VFC)	0	0	0	0	0	0	0	0	0	0
562.23	FPHS Disease Investigation - Tuberculosis (TB)	0	0	0	10,436	0	0	55,682	0	140,676	206,794
562.24	FPHS Disease Investigation - Hepatitis C	0	0	0	0	0	0	0	0	0	0
562.25	FPHS Disease Investigation - Syphilis, Gonorrhea and HIV	0	0	0	0	0	0	0	0	0	0
562.26	FPHS Disease Investigation - STD (other)	0	0	0	0	0	0	0	0	0	0
562.27	FPHS Disease Investigation - VPD	0	0	0	0	0	0	0	0	0	0
562.28	FPHS Disease Investigation - Enteric	0	0	0	0	0	0	0	0	27,970	27,970
562.29	FPHS Disease Investigation - General CD	0	0	0	124,498	0	82,453	397,729	403,934	0	1,008,614
562.30	Needle Exchange	0	0	71,273	0	0	0	314	0	98,417	170,004
562.32	Immunization-Value of Vaccine Furnished										
562.40	FPHS EPH Data & Planning	0	36	0	957,379	0	0	0	0	94,074	1,051,490
562.41	FPHS Food	0	779,534	11,665	0	0	0	0	0	0	791,199
562.42	FPHS Recreational Water	0	47,560	0	0	0	43,713	10,000	0	0	101,274
562.43	FPHS Drinking Water Quality	0	81,160	12,938	0	0	18,471	0	0	0	112,569
562.44	FPHS On-Site Wastewater	0	883,616	0	0	0	0	0	0	0	883,616
562.45	FPHS Solid and Hazardous Waste	1,023,529	398,837	0	0	0	397,128	0	0	101,736	1,921,230
562.46	FPHS Schools	0	0	0	0	0	0	0	0	0	0
562.47	FPHS Temporary Worker Housing	0	0	0	0	0	0	0	0	0	0
562.48	FPHS Transient Accommodations	0	0	0	0	0	0	0	0	0	0
562.49	FPHS Smoking in Public Places	0	0	0	0	0	0	0	0	0	0
562.50	FPHS Other EPH Outbreak Investigations not captured	0	4,633	0	0	0	0	0	0	7,533	12,165
562.51	FPHS Zoonoites (includes vectors)	0	0	0	0	0	0	0	5,090	5,977	11,067
562.52	FPHS Radiation	0	0	0	0	0	0	0	0	0	0
562.53	FPHS Land Use Planning	0	0	0	0	0	0	0	0	0	0
562.54	Indoor Air (including asthma prevention)	0	0	0	0	0	0	0	0	0	0
562.55	Outdoor Air	0	0	0	0	0	0	0	0	0	0
562.56	Hazardous Chemicals and Other Substances and Sites	0	53,251	0	0	0	0	0	0	3,909	57,160
562.57	Lead	0	0	0	0	0	0	0	0	0	0
562.58	Enviornmental Health Other	0	3,826	0	0	0	102,952	0	0	33,385	140,162
562.59	Other Environmental Health										
562.60	FPHS MCH Data & Planning	0	0	0	46,631	0	0	0	0	61,374	108,006
562.61	Population-based maternal, child, adolescent and family health	401,190	0	14,648	113,366	0	189,712	169,702	0	8,743	897,360
562.62	Women, Infant & Children (WIC)	0	0	0	0	0	0	0	0	164,647	164,647
562.63	MCH Home Visiting	0	0	0	147,323	0	401,158	57,758	0	0	606,239
562.70	FPHS Chronic Disease, Injury & Violence Prevention Data &	0	0	0	0	0	0	0	0	0	0
562.00	Public Health Sub-Total	1,424,719	2,252,452	110,524	3,189,947	0	2,171,980	893,067	409,024	2,757,207	13,208,920

Expenditures by Expenditure Codes and Revenue Source 2023 WHATCOM

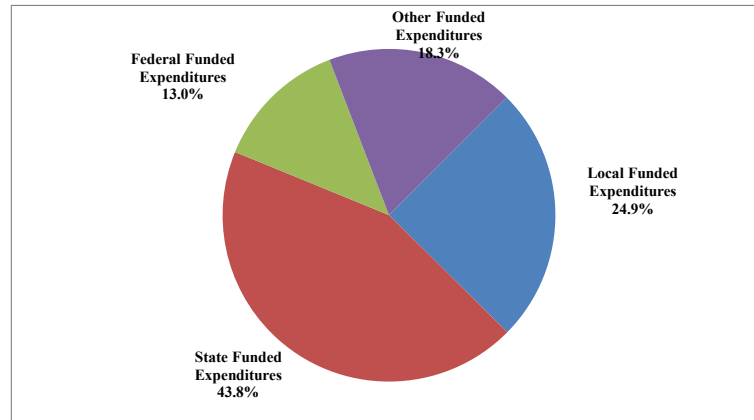
OFM April 2023 Population Estimate
FTE Count

226,300
135.0

Basis of Accounting: Cash

Exp. Code	Expenditure Code Title	Local		State				Federal		Other	Total Expenditures
		Local Government Contributions	Licenses, Permits & Fees	State from DOH	Foundational Public Health Services	County Public Health Assistance	State from Other	Federal through DOH	Federal from Other	Misc/Fund Balance/ Other	
562.71	Chronic Disease Prevention	0	0	0	0	0	0	0	0	0	0
562.72	Tobacco and Vapor Prevention and Education	0	0	0	0	0	0	37,743	0	0	37,743
562.73	Marijuana Prevention	0	0	0	0	0	124,809	0	0	0	124,809
562.74	Violence & Injury Prevention	0	5,981	0	0	0	0	0	0	0	5,981
562.75	Suicide Prevention and Outreach	0	0	0	0	0	0	0	0	0	0
562.76	Substance Use Disorder Prevention and Outreach	0	0	658,508	0	0	336,900	617,413	0	0	1,612,822
562.80	FPHS Access/Linkage with medical, Oral and Behavioral Health	0	0	0	0	0	0	0	0	0	0
562.81	Children with Special Health Care Needs (CSHCN)	0	0	0	0	0	0	0	0	0	0
562.82	Oral Health	0	0	0	0	0	0	0	0	0	0
562.83	Clinical Services - Immunizations	0	0	0	0	0	0	0	0	0	0
562.84	Clinical Services - Communicable Disease	0	0	0	0	0	0	0	0	0	0
562.85	Clinical Services - Chronic Disease	0	0	0	0	0	0	0	0	0	0
562.86	Clinical Services - Family Planning - NonTitle X	0	0	0	0	0	0	0	0	0	0
562.87	Clinical Services - Family Planning - Title X	0	0	0	0	0	0	0	0	0	0
562.88	Clinical Services - Other	0	0	0	0	0	0	0	0	0	0
562.90	FPHS Vital Records	0	64,175	0	0	0	0	0	0	0	64,175
562.91	FPHS Laboratory - Centralized	0	0	0	0	0	0	0	0	0	0
562.92	FPHS Laboratory	0	0	0	0	0	0	0	0	0	0
562.93	Lab - Other/Non-FPHS	0	0	0	0	0	0	0	0	0	0
562.94	Pharmacy (for expenditures not already captured in a program)	0	0	0	0	0	0	0	0	0	0
Total		1,424,719	2,322,608	769,032	3,189,947	0	2,633,690	1,548,223	409,024	2,757,207	15,054,449

EXPENDITURE SUMMARY		
	Amount	Percentage
Local		
Local Government Contributions	1,424,719	9.5%
Licenses, Permits & Fees	2,322,608	15.4%
Local Funded Expenditures	3,747,326	24.9%
State		
State from DOH	769,032	5.1%
Foundational Public Health Services	3,189,947	21.2%
County Public Health Assistance	0	0.0%
State from Other	2,633,690	17.5%
State Funded Expenditures	6,592,669	43.8%
Federal		
Federal through DOH	1,548,223	10.3%
Federal from Other	409,024	2.7%
Federal Funded Expenditures	1,957,247	13.0%
Misc/Fund Balance/Other		
Other Funded Expenditures	2,757,207	18.3%
Total	15,054,449	100.0%



Expenditures by Expenditure Codes and Revenue Source

2023

WHITMAN

OFM April 2023 Population Estimate
FTE Count

44,600
0.0

Basis of Accounting: Cash

Exp. Code	Expenditure Code Title	Local		State				Federal		Other	Total Expenditures
		Local Government Contributions	Licenses, Permits & Fees	State from DOH	Foundational Public Health Services	County Public Health Assistance	State from Other	Federal through DOH	Federal from Other	Misc/Fund Balance/ Other	
562.10	FPHS Epidemiology & Surveillance	0	0	0	0	0	0	0	0	0	0
562.11	FPHS Community Health Assessment	0	0	0	0	0	0	0	0	0	0
562.12	FPHS Emergency Preparedness and Response	0	0	0	0	0	0	0	0	0	0
562.13	FPHS Communication	0	0	0	0	0	0	0	0	0	0
562.14	FPHS Policy Development and Support	0	0	0	0	0	0	0	0	0	0
562.15	FPHS Community Partnership Development	0	0	0	0	0	0	0	0	0	0
562.16	FPHS Business Competencies	0	0	0	0	0	0	0	0	0	0
562.17	FPHS Technology	0	0	0	0	0	0	0	0	0	0
562.20	FPHS CD Data & Planning	0	0	0	0	0	0	0	0	0	0
562.21	FPHS Promote Immunizations	0	0	0	0	0	0	0	0	0	0
562.22	Immunizations - Vaccine for Children (VFC)	0	0	0	0	0	0	0	0	0	0
562.23	FPHS Disease Investigation - Tuberculosis (TB)	0	0	0	0	0	0	0	0	0	0
562.24	FPHS Disease Investigation - Hepatitis C	0	0	0	0	0	0	0	0	0	0
562.25	FPHS Disease Investigation - Syphilis, Gonorrhea and HIV	0	0	0	0	0	0	0	0	0	0
562.26	FPHS Disease Investigation - STD (other)	0	0	0	0	0	0	0	0	0	0
562.27	FPHS Disease Investigation - VPD	0	0	0	0	0	0	0	0	0	0
562.28	FPHS Disease Investigation - Enteric	0	0	0	0	0	0	0	0	0	0
562.29	FPHS Disease Investigation - General CD	0	0	0	0	0	0	0	0	0	0
562.30	Needle Exchange	0	0	0	0	0	0	0	0	0	0
562.32	Immunization-Value of Vaccine Furnished										
562.40	FPHS EPH Data & Planning	0	0	0	0	0	0	0	0	0	0
562.41	FPHS Food	0	0	0	0	0	0	0	0	0	0
562.42	FPHS Recreational Water	0	0	0	0	0	0	0	0	0	0
562.43	FPHS Drinking Water Quality	0	0	0	0	0	0	0	0	0	0
562.44	FPHS On-Site Wastewater	0	0	0	0	0	0	0	0	0	0
562.45	FPHS Solid and Hazardous Waste	0	0	0	0	0	0	0	0	0	0
562.46	FPHS Schools	0	0	0	0	0	0	0	0	0	0
562.47	FPHS Temporary Worker Housing	0	0	0	0	0	0	0	0	0	0
562.48	FPHS Transient Accommodations	0	0	0	0	0	0	0	0	0	0
562.49	FPHS Smoking in Public Places	0	0	0	0	0	0	0	0	0	0
562.50	FPHS Other EPH Outbreak Investigations not captured	0	0	0	0	0	0	0	0	0	0
562.51	FPHS Zoonotics (includes vectors)	0	0	0	0	0	0	0	0	0	0
562.52	FPHS Radiation	0	0	0	0	0	0	0	0	0	0
562.53	FPHS Land Use Planning	0	0	0	0	0	0	0	0	0	0
562.54	Indoor Air (including asthma prevention)	0	0	0	0	0	0	0	0	0	0
562.55	Outdoor Air	0	0	0	0	0	0	0	0	0	0
562.56	Hazardous Chemicals and Other Substances and Sites	0	0	0	0	0	0	0	0	0	0
562.57	Lead	0	0	0	0	0	0	0	0	0	0
562.58	Environmental Health Other	0	0	0	0	0	0	0	0	0	0
562.59	Other Environmental Health										
562.60	FPHS MCH Data & Planning	0	0	0	0	0	0	0	0	0	0
562.61	Population-based maternal, child, adolescent and family health	0	0	0	0	0	0	0	0	0	0
562.62	Women, Infant & Children (WIC)	0	0	0	0	0	0	0	0	0	0
562.63	MCH Home Visiting	0	0	0	0	0	0	0	0	0	0
562.70	FPHS Chronic Disease, Injury & Violence Prevention Data &	0	0	0	0	0	0	0	0	0	0
562.00	Public Health Sub-Total	0	0	0	0	0	0	0	0	0	0

Expenditures by Expenditure Codes and Revenue Source

2023

WHITMAN

OFM April 2023 Population Estimate
FTE Count

44,600
0.0

Basis of Accounting: Cash

Exp. Code	Expenditure Code Title	Local		State				Federal		Other	Total Expenditures
		Local Government Contributions	Licenses, Permits & Fees	State from DOH	Foundational Public Health Services	County Public Health Assistance	State from Other	Federal through DOH	Federal from Other	Misc/Fund Balance/ Other	
562.71	Chronic Disease Prevention	0	0	0	0	0	0	0	0	0	0
562.72	Tobacco and Vapor Prevention and Education	0	0	0	0	0	0	0	0	0	0
562.73	Marijuana Prevention	0	0	0	0	0	0	0	0	0	0
562.74	Violence & Injury Prevention	0	0	0	0	0	0	0	0	0	0
562.75	Suicide Prevention and Outreach	0	0	0	0	0	0	0	0	0	0
562.76	Substance Use Disorder Prevention and Outreach	0	0	0	0	0	0	0	0	0	0
562.80	FPHS Access/Linkage with medical, Oral and Behavioral Health	0	0	0	0	0	0	0	0	0	0
562.81	Children with Special Health Care Needs (CSHCN)	0	0	0	0	0	0	0	0	0	0
562.82	Oral Health	0	0	0	0	0	0	0	0	0	0
562.83	Clinical Services - Immunizations	0	0	0	0	0	0	0	0	0	0
562.84	Clinical Services - Communicable Disease	0	0	0	0	0	0	0	0	0	0
562.85	Clinical Services - Chronic Disease	0	0	0	0	0	0	0	0	0	0
562.86	Clinical Services - Family Planning - NonTitle X	0	0	0	0	0	0	0	0	0	0
562.87	Clinical Services - Family Planning - Title X	0	0	0	0	0	0	0	0	0	0
562.88	Clinical Services - Other	0	0	0	0	0	0	0	0	0	0
562.90	FPHS Vital Records	0	0	0	0	0	0	0	0	0	0
562.91	FPHS Laboratory - Centralized	0	0	0	0	0	0	0	0	0	0
562.92	FPHS Laboratory	0	0	0	0	0	0	0	0	0	0
562.93	Lab - Other/Non-FPHS	0	0	0	0	0	0	0	0	0	0
562.94	Pharmacy (for expenditures not already captured in a program)	0	0	0	0	0	0	0	0	0	0
Total		0	0	0	0	0	0	0	0	0	0

EXPENDITURE SUMMARY		
	Amount	Percentage
Local		
Local Government Contributions	0	#DIV/0!
Licenses, Permits & Fees	0	#DIV/0!
Local Funded Expenditures	0	#DIV/0!
State		
State from DOH	0	#DIV/0!
Foundational Public Health Services	0	#DIV/0!
County Public Health Assistance	0	#DIV/0!
State from Other	0	#DIV/0!
State Funded Expenditures	0	#DIV/0!
Federal		
Federal through DOH	0	#DIV/0!
Federal from Other	0	#DIV/0!
Federal Funded Expenditures	0	#DIV/0!
Misc/Fund Balance/Other		
Other Funded Expenditures	0	#DIV/0!
Total	0	#DIV/0!

Federal Funded Expenditures 0.0%
Other Funded Expenditures 0.0%
State Funded Expenditures 0.0%
Local Funded Expenditures 0.0%

Expenditures by Expenditure Codes and Revenue Source

2023

YAKIMA

OFM April 2023 Population Estimate
FTE Count

258,100
45.8

Basis of Accounting: Cash

Exp. Code	Expenditure Code Title	Local		State				Federal		Other	Total Expenditures
		Local Government Contributions	Licenses, Permits & Fees	State from DOH	Foundational Public Health Services	County Public Health Assistance	State from Other	Federal through DOH	Federal from Other	Misc/Fund Balance/ Other	
562.10	FPHS Epidemiology & Surveillance	0	0	0	186,277	629	0	0	0	0	186,905
562.11	FPHS Community Health Assessment	0	0	0	28,144	1,772	0	0	0	0	29,916
562.12	FPHS Emergency Preparedness and Response	0	0	0	2,180	205	0	177,888	0	0	180,274
562.13	FPHS Communication	0	0	0	88,830	2,781	0	0	0	18,000	109,611
562.14	FPHS Policy Development and Support	0	0	0	350,154	3,045	0	0	0	0	353,199
562.15	FPHS Community Partnership Development	0	0	0	81,416	0	0	0	0	0	81,416
562.16	FPHS Business Competencies	0	0	0	883,874	938,464	0	0	9,900	478,230	2,310,469
562.17	FPHS Technology	0	0	0	21,581	0	0	0	0	0	21,581
562.20	FPHS CD Data & Planning	0	0	0	130	3,045	0	0	0	240	3,415
562.21	FPHS Promote Immunizations	0	0	0	3,017	212	0	0	0	0	3,229
562.22	Immunizations - Vaccine for Children (VFC)	0	0	0	0	0	0	1,281	0	0	1,281
562.23	FPHS Disease Investigation - Tuberculosis (TB)	129,677	0	0	28,222	0	0	2,371	0	0	160,270
562.24	FPHS Disease Investigation - Hepatitis C	0	0	35,829	14,814	0	0	0	0	0	50,642
562.25	FPHS Disease Investigation - Syphilis, Gonorrhea and HIV	0	0	3,099	0	1,222	0	0	0	0	4,320
562.26	FPHS Disease Investigation - STD (other)	0	0	0	0	12,085	0	103,805	0	0	115,890
562.27	FPHS Disease Investigation - VPD	0	0	0	0	0	0	0	0	0	0
562.28	FPHS Disease Investigation - Enteric	0	0	0	0	345	0	0	0	0	345
562.29	FPHS Disease Investigation - General CD	0	0	0	488,059	21,207	0	0	0	0	509,266
562.30	Needle Exchange	0	0	0	0	2,082	8,225	0	0	0	10,307
562.32	Immunization-Value of Vaccine Furnished										
562.40	FPHS EPH Data & Planning	0	0	0	192,072	0	0	0	0	0	192,072
562.41	FPHS Food	0	560,512	0	0	0	0	0	0	0	560,512
562.42	FPHS Recreational Water	0	35,158	0	0	2,381	0	0	0	0	37,539
562.43	FPHS Drinking Water Quality	0	51,614	99,478	58,962	36,674	0	0	0	50	246,779
562.44	FPHS On-Site Wastewater	0	336,403	0	0	0	0	0	0	0	336,403
562.45	FPHS Solid and Hazardous Waste	0	71,061	0	390,781	924	211,035	0	0	0	673,800
562.46	FPHS Schools	0	13,352	0	0	2,351	0	0	0	0	15,702
562.47	FPHS Temporary Worker Housing	0	0	0	0	0	0	0	0	0	0
562.48	FPHS Transient Accommodations	0	0	0	0	0	0	0	0	0	0
562.49	FPHS Smoking in Public Places	0	0	0	0	0	0	0	0	0	0
562.50	FPHS Other EPH Outbreak Investigations not captured	0	0	0	0	0	0	0	0	0	0
562.51	FPHS Zoonotics (includes vectors)	0	0	0	0	5,257	0	0	0	0	5,257
562.52	FPHS Radiation	0	0	0	0	0	0	0	0	0	0
562.53	FPHS Land Use Planning	0	0	0	0	0	0	0	0	0	0
562.54	Indoor Air (including asthma prevention)	0	0	0	0	0	0	0	0	0	0
562.55	Outdoor Air	0	0	0	0	0	0	0	0	0	0
562.56	Hazardous Chemicals and Other Substances and Sites	0	0	0	0	7,774	18,224	0	0	0	25,998
562.57	Lead	0	0	0	0	616	0	0	0	0	616
562.58	Environmental Health Other	0	0	0	0	113	0	0	0	0	113
562.59	Other Environmental Health										
562.60	FPHS MCH Data & Planning	0	0	0	63,997	0	0	0	0	0	63,997
562.61	Population-based maternal, child, adolescent and family health	0	0	0	108,908	1,913	0	105,148	0	0	215,970
562.62	Women, Infant & Children (WIC)	0	0	0	0	0	0	0	0	0	0
562.63	MCH Home Visiting	0	0	0	0	0	0	0	0	0	0
562.70	FPHS Chronic Disease, Injury & Violence Prevention Data &	0	0	0	54,848	0	0	0	0	0	54,848
562.00	Public Health Sub-Total	129,677	1,068,099	138,406	3,046,267	1,045,098	237,483	390,493	9,900	496,520	6,561,943

Expenditures by Expenditure Codes and Revenue Source

2023

YAKIMA

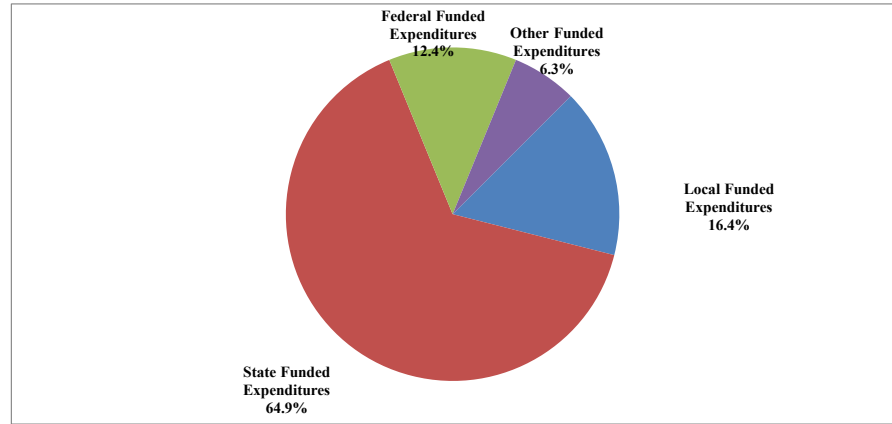
OFM April 2023 Population Estimate
FTE Count

258,100
45.8

Basis of Accounting: Cash

Exp. Code	Expenditure Code Title	Local		State				Federal		Other	Total Expenditures
		Local Government Contributions	Licenses, Permits & Fees	State from DOH	Foundational Public Health Services	County Public Health Assistance	State from Other	Federal through DOH	Federal from Other	Misc/Fund Balance/ Other	
562.71	Chronic Disease Prevention	0	0	22,330	0	0	0	0	0	0	22,330
562.72	Tobacco and Vapor Prevention and Education	0	0	16,092	0	2,973	0	0	0	0	19,065
562.73	Marijuana Prevention	0	0	12,690	0	3,574	0	0	0	0	16,264
562.74	Violence & Injury Prevention	0	0	0	0	0	0	0	0	0	0
562.75	Suicide Prevention and Outreach	0	0	0	0	0	0	0	0	0	0
562.76	Substance Use Disorder Prevention and Outreach	0	0	0	0	0	0	0	0	0	0
562.80	FPHS Access/Linkage with medical, Oral and Behavioral Health	0	0	0	133,728	0	0	0	0	0	133,728
562.81	Children with Special Health Care Needs (CSHCN)	0	0	0	0	0	0	0	0	0	0
562.82	Oral Health	0	0	0	0	0	0	0	0	0	0
562.83	Clinical Services - Immunizations	0	0	0	0	0	0	0	0	0	0
562.84	Clinical Services - Communicable Disease	0	0	0	0	0	0	343,074	0	0	343,074
562.85	Clinical Services - Chronic Disease	0	0	499,108	0	838	0	242,378	0	5,312	747,636
562.86	Clinical Services - Family Planning - NonTitle X	0	0	0	0	0	0	0	0	0	0
562.87	Clinical Services - Family Planning - Title X	0	0	0	0	0	0	0	0	0	0
562.88	Clinical Services - Other	0	0	0	0	0	0	0	0	0	0
562.90	FPHS Vital Records	0	109,873	0	0	0	0	0	0	0	109,873
562.91	FPHS Laboratory - Centralized	0	0	0	0	0	0	0	0	0	0
562.92	FPHS Laboratory	0	0	0	0	0	0	0	0	0	0
562.93	Lab - Other/Non-FPHS	0	0	0	0	0	0	0	0	0	0
562.94	Pharmacy (for expenditures not already captured in a program)	0	0	0	0	0	0	0	0	0	0
Total		129,677	1,177,971	688,626	3,179,995	1,052,482	237,483	975,945	9,900	501,832	7,953,912

EXPENDITURE SUMMARY		
	Amount	Percentage
Local		
Local Government Contributions	129,677	1.6%
Licenses, Permits & Fees	1,177,971	14.8%
Local Funded Expenditures	1,307,648	16.4%
State		
State from DOH	688,626	8.7%
Foundational Public Health Services	3,179,995	40.0%
County Public Health Assistance	1,052,482	13.2%
State from Other	237,483	3.0%
State Funded Expenditures	5,158,587	64.9%
Federal		
Federal through DOH	975,945	12.3%
Federal from Other	9,900	0.1%
Federal Funded Expenditures	985,845	12.4%
Misc/Fund Balance/Other		
Other Funded Expenditures	501,832	6.3%
Total	7,953,912	100.0%



Matrix of BARS Revenue Code Placement 2023

Revenue from Local		Revenue from State				Revenue from Federal		Revenue from Other
Local Government Contributions	Licenses, Permits & Fees	State from DOH	FPHS	County Public Health Assistance	State from Other	Federal through DOH	Federal from Other	Misc/Fund Balance/Other
310's	320's	334.04.91	336.04.25	336.04.24	334's (not DOH)	333's	331's	200's
368	340's	334.04.93			335's	339's	332's	308.00
390's	350's	334.04.95			336's (other than 336.04.24 & 336.04.25)		333's (not DOH)	360's (except 368)
370's		334.04.96					339's (not DOH)	380's
337		334.04.98						508

2023 Per Capita Expenditures of Selected Funding Sources For Each Local Health Jurisdiction

LHJ	Population	LHJ FTEs	Population Per FTE	Local Gov. Contribution	Population	Local Gov. Contribution Per Capita	Foundational Public Health Services	Population	FPHS Per Capita	County Public Health Assistance	Population	CPHA Per Capita	Total Expenditures	Population	Total Expenditures Per Capita
Adams	20,900	ed during 2023)	#VALUE!	-	20,900	0.00	397,652	20,900	19.03	101,830	20,900	4.87	773,200	20,900	37.00
Asotin	22,500	10.0	2,250	50,100	22,500	2.23	(730,913)	22,500	-32.49	-	22,500	0.00	1,236,443	22,500	54.95
Benton-Franklin	307,750	0.0	#DIV/0!	1,019,478	307,750	3.31	3,576,000	307,750	11.62	1,614,337	307,750	5.25	14,234,699	307,750	46.25
Chelan-Douglas	123,550	51.0	2,423	1,411,622	123,550	11.43	2,439,000	123,550	19.74	399,634	123,550	3.23	7,983,473	123,550	64.62
Clallam	77,750	25.1	3,100	1,645,935	77,750	21.17	1,429,639	77,750	18.39	291,401	77,750	3.75	5,858,273	77,750	75.35
Clark	513,100	0.0	#DIV/0!	-	513,100	0.00	-	513,100	0.00	-	513,100	0.00	0	513,100	0.00
Columbia	3,950	5.7	698	-	3,950	0.00	436,333	3,950	110.46	5,230	3,950	1.32	783,513	3,950	198.36
Cowlitz	111,500	0.0	#DIV/0!	-	111,500	0.00	386,107	111,500	3.46	-	111,500	0.00	3,324,653	111,500	29.82
Garfield	2,300	4.2	553	16,250	2,300	7.07	269,245	2,300	117.06	8,059	2,300	3.50	550,603	2,300	239.39
Grant	100,800	45.0	2,240	8,446	100,800	0.08	2,991,409	100,800	29.68	-	100,800	0.00	6,434,287	100,800	63.83
Grays Harbor	76,050	36.5	2,086	779,200	76,050	10.25	2,214,576	76,050	29.12	258,462	76,050	3.40	6,993,374	76,050	91.96
Island	87,100	59.0	1,476	841,131	87,100	9.66	1,736,740	87,100	19.94	685,150	87,100	7.87	6,809,577	87,100	78.18
Jefferson	33,100	61.6	538	782,659	33,100	23.65	1,883,000	33,100	56.89	39,000	33,100	1.18	7,966,602	33,100	240.68
Kitsap	277,700	119.3	2,328	2,403,406	277,700	8.65	3,189,701	277,700	11.49	997,476	277,700	3.59	15,957,588	277,700	57.46
Kittitas	45,225	26.5	1,710	103,453	45,225	2.29	1,400,500	45,225	30.97	199,039	45,225	4.40	3,568,002	45,225	78.89
Klickitat	23,000	24.0	958	-	23,000	0.00	1,062,922	23,000	46.21	-	23,000	0.00	1,701,844	23,000	73.99
Lewis	82,700	52.7	1,569	899,843	82,700	10.88	884,526	82,700	10.70	234,000	82,700	2.83	4,360,709	82,700	52.73
Lincoln	10,900	0.0	#DIV/0!	-	10,900	0.00	-	10,900	0.00	-	10,900	0.00	0	10,900	0.00
Mason	65,750	30.0	2,192	662,531	65,750	10.08	718,052	65,750	10.92	227,448	65,750	3.46	4,371,338	65,750	66.48
Northeast Tri	67,450	25.9	2,602	301,555	67,450	4.47	1,872,000	67,450	27.75	249,303	67,450	3.70	3,884,257	67,450	57.59
Okanogan	42,350	16.0	2,647	16,000	42,350	0.38	1,565,500	42,350	36.97	169,882	42,350	4.01	3,566,218	42,350	84.21
Pacific	23,425	23.9	979	-	23,425	0.00	1,451,587	23,425	61.97	-	23,425	0.00	2,107,166	23,425	89.95
San Juan	17,850	VID response.	#VALUE!	892,258	17,850	49.99	1,123,615	17,850	62.95	126,569	17,850	7.09	3,154,471	17,850	176.72
Seattle-King	2,287,050	1,611.0	1,420	65,061,918	2,287,050	28.45	18,236,055	2,287,050	7.97	408,467	2,287,050	0.18	307,587,199	2,287,050	134.49
Skagit	130,000	41.0	3,168	105,985	130,000	0.82	1,462,421	130,000	11.25	225,073	130,000	1.73	7,494,556	130,000	57.65
Skamania	130,000	0.0	#DIV/0!	-	130,000	0.00	-	130,000	0.00	-	130,000	0.00	0	130,000	0.00
Snohomish	837,800	160.1	5,233	295,285	837,800	0.35	7,969,947	837,800	9.51	3,433,291	837,800	4.10	17,795,060	837,800	21.24
Spokane	542,100	246.0	2,204	2,361,512	542,100	4.36	4,661,635	542,100	8.60	1,512,519	542,100	2.79	41,667,088	542,100	76.86
Tacoma-Pierce	928,200	378.0	2,456	3,873,321	928,200	4.17	8,347,719	928,200	8.99	435,940	928,200	0.47	49,101,406	928,200	52.90
Thurston	928,200	0.0	#DIV/0!	-	928,200	0.00	-	928,200	0.00	-	928,200	0.00	0	928,200	0.00
Wahkiakum	4,475	12.0	373	-	4,475	0.00	943,000	4,475	210.73	-	4,475	0.00	1,332,975	4,475	297.87
Walla Walla	62,100	0.0	#DIV/0!	-	62,100	0.00	-	62,100	0.00	-	62,100	0.00	0	62,100	0.00
Whatcom	226,300	135.0	1,676	1,424,719	226,300	6.30	3,189,947	226,300	14.10	-	226,300	0.00	15,054,449	226,300	66.52
Whitman	44,600	0.0	#DIV/0!	-	44,600	0.00	-	44,600	0.00	-	44,600	0.00	0	44,600	0.00
Yakima	258,100	45.8	5,642	129,677	258,100	0.50	3,179,995	258,100	12.32	1,052,482	258,100	4.08	7,953,912	258,100	30.82
TOTAL/AVERAGE	8,515,625	3,245.1	2,624	85,086,282	8,515,625	9.99	78,287,910	8,515,625	9.19	12,674,593	8,515,625	1.49	553,606,934	8,515,625	65.01

Selected Revenue Codes used by Local Health Jurisdictions

Selected Revenue Accounts

The following are only a few selected revenue accounts. For additional information and detailed account listings, refer to the State Auditor's Office BARS Manual.

331.00 Federal Direct Grants

Cash or other assets furnished by the federal government to local governments under contractual arrangements that provide aid to local governments. Programs provided by the federal government are classified into 15 types of assistance: eight nonfinancial and seven financial types of assistance. The seven types of financial assistance that are available to state and local governments are: formula grants, project grants, direct payments, direct loans, guaranteed/insured loans, insurance, sale, exchange, or donation of property and goods. Most federal financial assistance is in the form of cash awards, but there are programs that do not involve cash transactions (e.g., vaccine supplied). Direct federal grants are distinguished from indirect grants by the fact that direct grants are received from a federal department or agency without passing through an intermediary state or local government or other nonfederal agency.

Direct federal grants are coded in the same manner as indirect federal grants with one significant difference. The initial three numbers are 331. The third digit ("1") indicates that the funding was received directly from the awarding federal agency without passing through another government. Digits 4-7 will use the first **FOUR** digits of the CFDA number. For example, CFDA #10.557, received directly from the federal Food and Nutrition Service would be coded 331.10.55. Coding grants using first four digits of the CFDA number is the DOH specific requirement.

Digits 1-3: will be 331

Digits 4-7: will use the first **FOUR** digits of the CFDA number.

333.00 Federal Indirect Grants

Indirect federal grants are distinguished from direct grants by the fact that they are passed through one or more intermediary governments or nonfederal agencies before reaching the local government.

Indirect federal grants are coded in the same manner as direct federal grants with one significant difference. The initial three numbers are 333. The third digit ("3") indicates that the funding was received through the state Department of Health from the federal Food and Nutrition Service. Digits 4-7 will use the first **FOUR** digits of the CFDA number. For example, CFDA #10.557, received from the state Department of Health would be coded 333.10.55. Coding grants using first four digits of the CFDA number is the DOH specific requirement.

Digits 1-3: will be 333

Digits 4-7: will use the first **FOUR** digits of the CFDA number.

The following table represents selected revenue codes for DOH federal grants.

CFDA	Grant Title	Revenue Code
10.557	Special Supplemental Nutrition Program for Women, Infants, and Children	333.10.55
16.754	USDOJ Harold Rogers Prescription Drug Monitoring Program	333.16.75
66.468	Capitalization Grants for Drinking Water (SRF)	333.66.46
81.104	Office of Environmental Waste Processing	333.81.10
93.069	Public Health Emergency Preparedness	333.93.06
93.153	Coordinated Services and Access to Research for Women, Infants, Children, and Youth	333.93.15
93.217	Family Planning Services	333.93.21
93.268	Immunization Grants	333.93.26
93.354	Public Health Emergency Response: Cooperative Agreement for Emergency Response: Public Health Crisis Response (COVID-19)	333.93.35
93.944	HIV/AIDS Surveillance	333.93.94
93.994	Maternal and Child Health Services Block Grant	333.93.99

334.00 State Grants

Cash or other assets furnished by the state government to local governments directly or indirectly, through another local government, under contractual arrangements that provide aid or reimburse the local government. Code state grants by the state agency which provides the grant using the remaining digits. Do not confuse state grants with grants received from the state but originating with the federal government; when the state is acting as an agent of the federal government, the grants should be classified as indirect federal grants, account 333. Be careful to segregate federal indirect moneys from state matching grants, which may be paid on the same state remittance. The coding applies whether such arrangements are called *awards, grants, block grants, subsidies, programs, cost reimbursement, contracts, or agreements*.

STATE AGENCIES (*examples of state agencies which may pass money to the local health jurisdictions*):

334.03.10 Department of Ecology
 334.03.50 Traffic Safety Commission
 334.04.20 Department of Commerce
 334.04.60 Department of Social and Health Services (DSHS)
 334.04.90 Department of Health (DOH)

See the BARS Manual for a complete list of state agencies. The seventh digit of the codes listed below is required only for reporting to the DOH.

334.04.91 General Fund State (GF-S)

This is general fund money that DOH allocates to the local health jurisdictions for specified activities. General Fund State must be spent according to the state fiscal year it is allocated in and cannot be carried over from the first fiscal year to the second. The funds must be spent for the specific activity and any unspent funds will revert back to the State General Fund.

334.04.93 Proviso GF-S

This is general fund money that the DOH allocates to the local health jurisdictions but is mandated in statute for a restrictive purpose or to perform a certain activity.

334.04.95 State/Federal Matching Funds

Funds (GF-S or HSA) which are allocated to local health jurisdictions as required cash match for a federal grant. This funding must be treated the same way federal money is since it is considered *matching* federal funds.

334.04.96 Interagency State Funds

Funds allocated to local health jurisdictions by the DOH in an agreement with another state agency for a specific service or activity as a joint effort.

334.04.98 Private/Local

Funds received from local non-governmental sources, or private foundation grants and gifts.

336.00 State Shared Revenues, Entitlements, and Impact Payments

Moneys furnished by the state government to local governments based on a distribution formula, either per capita or according to some eligibility criteria, such as local taxing efforts, qualifying employees, or clients served.

336.04.24 County Public Health Assistance

336.04.25 Foundational Public Health Services

Public Health Expenditure Codes used by Local Health Jurisdictions

562.xx BARS Public Health Expenditure Codes

	Cross-Cutting Capabilities
562.10	FPHS Epidemiology & Surveillance – Collect sufficient, statewide and community level data and develop and maintain electronic information systems to guide public health planning and decision making at the state, regional and local level. Access, analyze, use and interpret data.
562.11	FPHS Community Health Assessment – Conduct a comprehensive community or statewide health assessment and identify health priorities arising from that assessment, including analysis of health disparities and the social determinants of health.
562.12	FPHS Emergency Preparedness and Response - Develop emergency response plans for natural and human-caused public health hazards; train public health staff for emergency response roles and routinely exercise response plans. Lead the Emergency Support Function 8 – Public Health & Medical and/or a public health response for the county, region, jurisdiction and state. Activate and mobilize public health personnel and response teams; request and deploy resources; coordinate with public sector, private sector and non-profit response partners and manage public health and medical emergencies utilizing the incident command system. Communicate with diverse communities across different media, with emphasis on populations that are disproportionately challenged during disasters, to promote resilience in advance of disasters and protect public health during and following disasters.
562.13	FPHS Communication – Engage and maintain ongoing relations with local and statewide media. Develop and implement a communication strategy, in accordance with Public Health Accreditation Standards, to increase visibility of public health issues. This includes providing information on health risks, healthy behaviors, and disease prevention in culturally and linguistically appropriate formats for the various communities served.
562.14	FPHS Policy Development and Support - Develop basic public health policy recommendations. These policies must be evidence-based, or, if innovative/promising, must include evaluation plans. Work with partners and policy makers to enact policies that are evidence-based (or are innovative or promising and include evaluation plans) and that address the social determinants of health and health equity. Use cost-benefit information to develop an efficient and cost-effective action plan to respond to the priorities identified in a community and/or statewide health assessment.
562.15	FPHS Community Partnership Development - Create and maintain relationships with diverse partners, including health-related national, statewide and community-based organizations; community groups or organizations representing populations experiencing health inequity; private businesses and health care organizations; Tribal Nations, and local, state and federal government agencies and leaders. Select and articulate governmental public health roles in programmatic and policy activities and coordinate with these partners.
562.16	FPHS Business Competencies <ul style="list-style-type: none"> • Leadership - Lead internal and external stakeholders to consensus and action planning (adaptive leadership) and to serve as the public face of governmental public health in the community. • Accountability and Quality Assurance - Uphold business standards and accountability in accordance with local, state and federal laws, regulations and policies and to align work with national and Public Health Accreditation Standards. • Quality Improvement - Evaluate programs and continuously improve processes. • Human Resources Capabilities - Develop and maintain a competent workforce, including recruitment, retention and succession planning functions; training; and performance review and accountability. • Fiscal Management, Contract and Procurement Capabilities - Comply with federal, state, and local standards and policies. • Facilities and Operations - Procure, maintain, and manage safe facilities and efficient operations. • Legal Capabilities - Access and appropriately use legal services in planning and implementing public health initiatives.
562.17	FPHS Technology – Develop, maintain and access electronic health information to support operations and analyze health data. Support, maintain and use communication technology.
	Communicable Disease (CD)

562.20	FPHS CD Data & Planning – Provide timely, statewide, locally relevant and accurate information statewide and to communities on prevention and control of communicable disease and other notifiable conditions . Identify statewide and local community assets for the control of communicable diseases and other notifiable conditions , develop and implement a prioritized control plan addressing communicable diseases and other notifiable conditions and seek resources and advocate for high priority prevention and control policies and initiatives regarding communicable diseases and other notifiable conditions .
562.21	FPHS Promote Immunizations – Promote immunization through evidence-based strategies and collaboration with schools, health care providers and other community partners to increase immunization rates.
562.22	Immunizations – Vaccine For Children (VFC) – Services/activities to meet federal and state requirements for the Vaccines for Children (VFC) Program and the Washington State Childhood Vaccine Program.
562.23	FPHS Disease Investigation – Tuberculosis (TB) – Identification and appropriate treatment of individuals who have latent tuberculosis (TB) infection and active tuberculosis, including the provision of directly-observed therapy for active TB according to CDC guidelines. Provide education to and coordinate with health care providers to ensure appropriate screening, reporting and treatment of TB. Maintain the ability to identify and provide education for a community provider willing to treat latent TB. Conduct timely contact investigation for all active pulmonary TB cases per state guidelines. Review overseas medical records and chest radiographs on all class B immigrants; if needed, perform additional evaluation to ensure active disease is ruled out. Maintain access to consultation with a public health physician with experience in diagnosis and treatment of TB as well as contact investigations.
562.24	FPHS Disease Investigation – Hepatitis C – Provide surveillance, disease investigation and control (including partner services and linkage to curative treatment) for Hepatitis C, according to CDC guidelines.
562.25	FPHS Disease Investigation – Syphilis, Gonorrhea and HIV – Provide partner notification services for newly diagnosed cases of syphilis, gonorrhea and HIV, according to Centers for Disease Control and Prevention (CDC) guidelines.
562.26	FPHS Disease Investigation – STD (other) – other than syphilis, gonorrhea and HIV.
562.27	FPHS Disease Investigation – VPD – for example measles, mumps, pertussis, etc.
562.28	FPHS Disease Investigation – Enteric – for example e.coli, Hepatitis A, salmonella, etc.
562.29	<p>FPHS Disease Investigation – General CD – Vaccine Preventable Diseases, Enteric conditions, Hepatitis A, STDs and any other communicable disease investigations not captured in other codes such as “FPHS Syphilis, Gonorrhea and HIV,” “FPHS Other EPH Outbreak Investigations” and “FPHS Zoonotics” and new and emerging disease. Ensure disease surveillance, investigation and control for communicable disease and notifiable conditions in accordance with local, state and federal mandates and guidelines.</p> <p>Develop and implement plans to identify and respond to emerging infectious disease. Coordinate communicable disease efforts with partners. Recognize instances of potential biological terrorism and conduct and coordinate appropriate investigations, laboratory testing, and management of exposed persons in collaboration with first responders and law enforcement agencies. Develop action plans for communicable disease and other notifiable conditions emergencies. Develop, maintain and coordinate to provide surge capacity to other public health agencies during emergency events or large outbreaks. Develop and maintain plans for the allocation of scarce resources and medical countermeasures in the event of an emergency or outbreak in collaboration with regional health care system.</p>
562.30	Needle Exchange – Services/activities related to promoting and/or providing needle exchange.
Environmental Public Health (EPH)	
562.40	FPHS EPH Data & Planning – Provide timely, state and locally relevant and accurate information statewide and to communities on environmental public health issues and health impacts from common environmental or toxic exposures. Identify statewide and local community environmental public health assets and partners, and develop and implement a prioritized prevention plan to protect the public's health by preventing and reducing exposures to health hazards in the environment, seek resources and advocate for high priority policy initiatives.
562.41	FPHS Food – Develop, implement and enforce laws, rules, policies and procedures for maintaining health and safety of retail food service inspection and shellfish monitoring, that address environmental public health concerns.
562.42	FPHS Recreational Water – Develop, implement and enforce laws, rules, policies and procedures for ensuring health and safety of recreational water facilities, including through pool and swimming beach health and safety inspection and water quality sampling, that address environmental public health concerns.
562.43	FPHS Drinking Water Quality – Develop, implement and enforce laws, rules, policies and procedures for ensuring the health and safety of drinking water including through source water protections, water system design review, water system inspections, water quality testing and oversight and plan review to ensure water adequacy, that address environmental public health concerns.

562.44	FPHS On-site Wastewater – Develop, implement and enforce laws, rules, policies and procedures for ensuring the health and safety of wastewater and facilities, including onsite septic design and inspections, wastewater treatment and reclaimed water, that address environmental public health concerns.
562.45	FPHS Solid and Hazardous Waste – Develop, implement and enforce laws, rules, policies and procedures for ensuring the health and safety of solid waste and facilities, including hazardous waste streams (e.g. animal waste, solid waste permitting and solid waste inspections), that address environmental public health concerns.
562.46	FPHS Schools – Develop, implement and enforce laws, rules, policies and procedures for ensuring the health and safety of schools, including through education and plan review that address environmental public health concerns.
562.47	FPHS Temporary Worker Housing – Develop, implement and enforce laws, rules, policies and procedures for ensuring the health and safety of temporary worker housing, that address environmental public health concerns.
562.48	FPHS Transient Accommodations – Develop, implement and enforce laws, rules, policies and procedures for ensuring the health and safety of transient accommodations, including through camp inspections that address environmental public health concerns.
562.49	FPHS Smoking in Public Places – Develop, implement and enforce laws, rules, policies and procedures for ensuring compliance with smoking in public places laws, that address environmental public health concerns.
562.50	FPHS Other EPH Outbreak Investigations not captured in other codes (e.g. legionella) – Conduct or assist with “other” (not otherwise categorized, i.e. legionella) outbreak investigations that have an environmental public health component.
562.51	FPHS Zoonotics (includes vectors) – Develop and implement environmental public health regulations, including licensing, investigation, inspections, containment/mitigation, correction and enforcement, per local, state, and federal mandates. Develop and implement plans to identify and respond to emerging zoonotic disease (e.g. Zika), exposures related to pesticides and other emerging environmental public health issues. Coordinate containment or mitigation of environmental public health hazards (e.g. air quality and exposure to toxic substances) with other government departments and stakeholders. Conduct outreach and provide guidance on the occurrence, prevention and control of zoonotic disease. Maintain expertise and provide consultation. Coordinate and provide surge capacity staffing for cross-jurisdictional environmental public health emergency response. Coordinate with Communicable Disease staff when investigating and responding to zoonotic illnesses as appropriate.
562.52	FPHS Radiation – Conduct timely investigation of complaints related to radioactive sources. Maintain a trained and equipped radiation emergency response team(s) for radiological emergencies. Ensure external first responders and local health responders have received sufficient training. Educate, train, exercise, and evaluate staff at the WA DOH. Coordinate and integrate with local public health. Monitor and study radiation levels in the environment air, water, soils, foods and vegetation for possible health effects. Radon monitoring, awareness, outreach and education.
562.53	FPHS Land Use Planning – Participate in broad land use planning and sustainable development to encourage decisions that promote positive public health outcomes.
562.54	Indoor Air (including asthma prevention) – Planning, implementing and evaluating interventions to improve the health of a community by addressing issues related to indoor air quality and health effects from indoor pollutants.
562.55	Outdoor Air – Planning, implementing and evaluating interventions to improve the health of a community by addressing issues related to outdoor air quality and health effects from pollutants.
562.56	Hazardous Chemicals and Other Substances and Sites (includes site clean-up e.g. meth lab, encampments, etc.) – Services related to chemically contaminated (or potentially contaminated) sites and chemical spills. Services/activities related to evaluation of human exposure to hazardous substances and advising communities and other agencies about minimizing possible adverse health effects from exposure to those substances. Includes testing farm run-off for pesticide levels.
562.57	Lead – Services/activities related to the prevention of lead poisoning through lead abatement licensing, childhood lead testing, and planning, implementing and evaluating interventions to improve the health of a community
562.58	Environmental Health Other – Services/activities for promotion or protection of environmental health not otherwise categorized.
MCH (also see Access/Linkages)	
562.60	FPHS MCH Data & Planning – Provide timely, statewide and locally relevant and accurate information statewide and to communities on emerging and ongoing maternal, child and family health trends, taking into account the importance of childhood adversity and health inequities. Identify local maternal, child and family health community assets, develop a prioritized prevention plan using life course expertise and an understanding of health inequities, seek resources and advocate for high priority policy initiatives.

562.61	Population-based maternal, child, adolescent and family health – Non-clinical, prevention oriented, individual and community level services and policy, system, or environmental activities related to the health of pregnant women, infants, children, and adolescents.
562.62	Women, Infant & Children (WIC) – Services/activities for pregnant and breastfeeding women, infants, and children under age five who are at nutrition risk.
562.63	MCH Home Visiting - Non-clinical, prevention oriented, services in the home or office to promote the health of pregnant women, infants, children, and adolescents. (e.g., MSS, NFP)
	Chronic & Injury / Violence Prevention (also see Access/Linkages)
562.70	FPHS Chronic Disease, Injury & Violence Prevention Data & Planning – Provide timely, state and locally relevant and accurate information statewide and to communities on chronic disease (including behavioral health), injury and violence prevention. Identify state and local chronic disease (including behavioral health), injury and violence prevention community assets; develop and implement a prioritized prevention plan and seek resources and advocate for high priority policy initiatives to reduce statewide and community rates of chronic disease, injury and violence.
562.71	Chronic Disease Prevention – Services/activities related to promoting healthy communities, healthy eating and active living; through policy, systems and environmental changes and education, prevention and outreach; to reduce and prevent risk factor for obesity, other nutritional illnesses, heart disease, diabetes, stroke and cancer.
562.72	Tobacco and Vapor Prevention and Education – Services/activities to decrease access and use of tobacco and vapor products.
562.73	Marijuana Prevention – Services/activities to educate youth and adults on potential harm from marijuana use.
562.74	Violence & Injury Prevention – Services/activities to promote personal safety and decrease intentional and unintentional violence.
562.75	Suicide Prevention and Outreach - Services/activities related to suicide prevention such as promoting family and community connectedness, increasing awareness of and facilitating access to mental health services in schools and communities, screening for and limiting access to lethal means, providing postvention support programs after a loss).
562.76	Substance Use Disorder Prevention and Outreach – Services/activities related to the prevention of opioid and other substance use disorders and overdoses. (includes expenditures for Naloxone purchase, dissemination and education)
	Access/Linkage to Care
562.80	FPHS Access/Linkage with Medical, Oral and Behavioral Health Care Services Data & Planning – Provide accurate timely, statewide and locally relevant information statewide and to communities on the medical, oral and behavioral health care system. Participate actively in local, regional and state level collaborative efforts regarding medical, oral and behavioral systems planning to improve health care quality and effectiveness, reduce health care costs and improve population health.
562.81	Children with Special Health Care Needs (CSHCN) – Developing community systems of care for children who have or are at increased risk for a chronic physical, developmental, behavioral, or emotional condition and who also require health and related services of a type or amount beyond that required by children generally. Linking families to community services including family support, care coordination and health information.
562.82	Oral Health – Services/activities relating to oral health/dental care activity for individuals or the community.
562.83	Clinical Services - Immunizations – Administering vaccine for vaccine preventable diseases for individuals of all ages.
562.84	Clinical Services – Communicable Disease – Diagnosis and treatment of persons with communicable diseases not specified and included in other BARS codes.
562.85	Clinical Services – Chronic Disease – Screening, early intervention, and treatment of chronic disease and conditions. (e.g., breast & cervical cancer screening, colorectal cancer screening, tobacco cessation, alcohol, and substance use screening, diabetes and hypertension screening, etc.)
562.86	Clinical Services – Family Planning – Non-Title X – Family planning and reproductive health services. Does not include Title X funding.
562.87	Clinical Services – Family Planning – Title X – Services/activities relating to Title X-funded family planning and reproductive health services. (Includes Title X and 10 percent local funds for match.)
562.88	Clinical Services – Other
	Miscellaneous & Other
562.90	FPHS Vital Records – Provide certified birth and death certificates in compliance with state law and rule.

562.91	FPHS Laboratory – Centralized – Governmental public health laboratory services for disease investigations and response, and reference and confirmatory testing related to communicable diseases and notifiable conditions. (Centralized activity – currently provided primarily by DOH with support from Public Health – Seattle-King County)
562.92	FPHS Laboratory – Utilize scientific methods and best practices, when indicated, to collect environmental samples and human specimens for laboratory analysis to confirm or rule out disease presence. This includes packaging in conformance with DOT and USPS requirements and shipping to a certified laboratories for analysis.
562.93	Lab – Other / Non-FPHS – Cost of maintaining a lab and running tests that are not considered FPHS.
562.94	Pharmacy (for expenditures not already captured in a program code e.g. TB, Opioid Use Disorder, etc.) – Services/activities related to the acquisition and dissemination of prescription medication and general pharmaceutical items.

Below are links to the current BARS Manuals on the State Auditor Office website.

CASH: <https://www.sao.wa.gov/bars-annual-filing/bars-cash-manual/>

GAAP: <https://www.sao.wa.gov/bars-annual-filing/bars-gaap-manual/>

CHRONOLOGICAL LIST OF REPORT CHANGES

2020

- Updated Public Health BARS Expenditure Codes and Definitions.

2018

- Replaced table and pie chart on page seven with new table and pie chart listing public health expenditures only, in 10 defined groupings.

2017

- Added column for Foundational Public Health Services (FPHS) funding (336.04.25).
- Added rows for five new FPHS expenditure codes.
 - 562.11 – FPHS Communication
 - 562.12 – FPHS Policy Development and Support
 - 562.13 – FPHS Community Partnership Development
 - 562.14 – FPHS Business Competencies
 - 562.15 – FPHS Technology

2016

- Changed the order of the columns to Local, State, Federal and Other.

2015

- Changed the data reported to Expenditures (by expenditure codes and revenue sources) from Funding.
- Changed report title and associated references to Expenditures from Funding.
- Separated “Misc/Fund Balance/Other” totals from Local totals.

2014

- Deleted the “MVET Replacement Funds” funding column.
- Deleted the “5930 County Public Health Assistance” funding column.
- Deleted the “Local Capacity Development Fund” funding column.

2013

- Added the “County Public Health Assistance funding column (336.04.24).
- Deleted “Medicaid Title XIX & Other Federal Fee-for-Service” funding column.
- Moved the non-public health expenditure code rows to the end of the table.
- Added a “Public Health Sub-Total” row to the tables.
- Added the “Other Classified Expenditures” row (Exp. Code 500) row to the tables.
- Added a “Basis of Accounting” column to the “Local Health Jurisdictions and Revenue Sources” table on page 3.

2012

- Added a “Matrix of BARS Revenue Code Placement” appendix to the back of the report.