

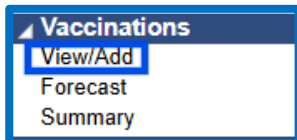
## Documenting Tuberculosis (TB) Tests and Results

TB skin tests are accepted via HL7 and can be documented directly in the WAIS. For detailed code set information see the Non-Vaccines table on [IIS | Code Sets | CVX | Vaccines | CDC](#).

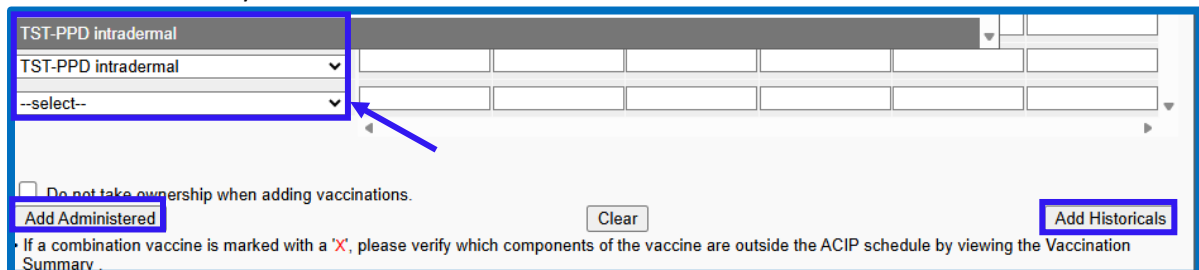
Owning organizations can enter [serology results for TB Gold, QuantiFERON](#) for **active** patients directly in the IIS with the appropriate access/permissions using the Serology Module.

To enter a **TB skin test/result** for a patient directly in the IIS, follow the steps below:

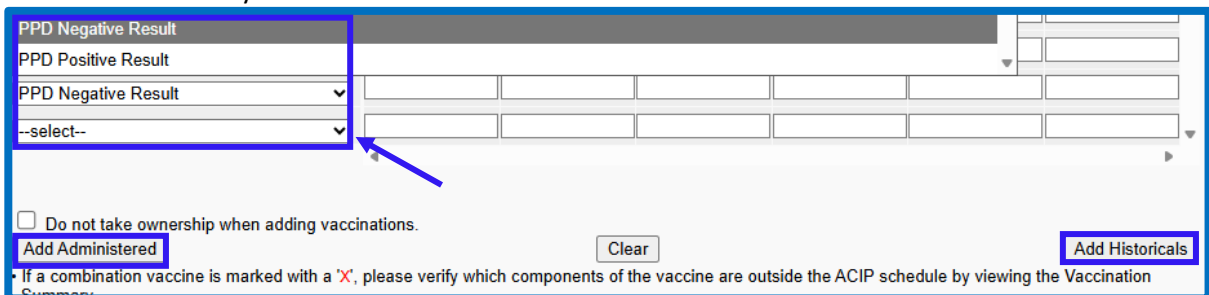
1. Log in to the IIS under your organization/facility.
2. [Search](#) and select the patient for whom you are documenting the TB skin test or result.
3. In the navigation menu on the left, select **Vaccinations > View/Add**



4. At the bottom of the Vaccinations View/Add page, use the dropdown menu to select **TST-PPD intradermal** to document the TB skin test.
5. Select **Add Administered** if your clinic administered the TB skin test or **Add Historicals** if the test was administered by another clinic.

A screenshot of a form for entering TB skin test results. A dropdown menu is open, showing 'TST-PPD intradermal' as the selected option. Below the dropdown, there are several input fields. At the bottom of the form, there are two buttons: 'Add Administered' (highlighted with a blue box) and 'Add Historicals'. There is also a 'Clear' button and a checkbox labeled 'Do not take ownership when adding vaccinations.'.

6. To document the result of a TB skin test, use the dropdown menu to select **PPD Positive Result** or **PPD Negative Result**.
7. Select **Add Administered** if your clinic administered the TB skin test or **Add Historicals** if the test was administered by another clinic.

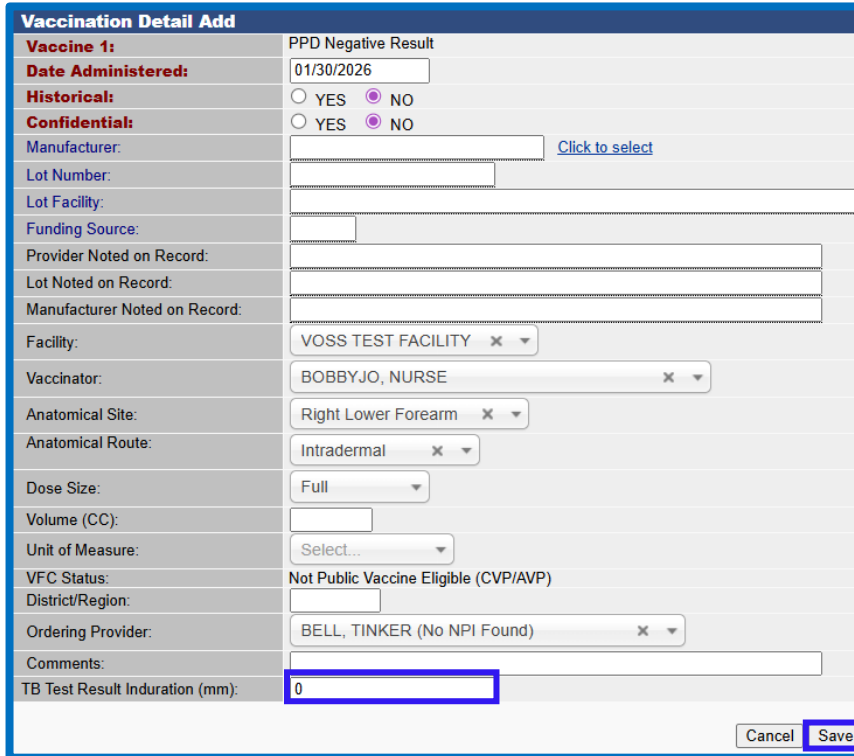
A screenshot of a form for entering TB skin test results. A dropdown menu is open, showing 'PPD Negative Result' as the selected option. Below the dropdown, there are several input fields. At the bottom of the form, there are two buttons: 'Add Administered' (highlighted with a blue box) and 'Add Historicals'. There is also a 'Clear' button and a checkbox labeled 'Do not take ownership when adding vaccinations.'.

**Questions?** Contact the IIS Help Desk at 1-800-325-5599 or [WAISHelpDesk@doh.wa.gov](mailto:WAISHelpDesk@doh.wa.gov)

To request this document in another format, call 1-800-525-0127. Deaf or hard of hearing customers, please call 711 (Washington Relay) or email [doh.information@doh.wa.gov](mailto:doh.information@doh.wa.gov).

## Documenting Tuberculosis (TB) Tests and Results

- Select VFC status and enter test result details including TB Test Result Induration



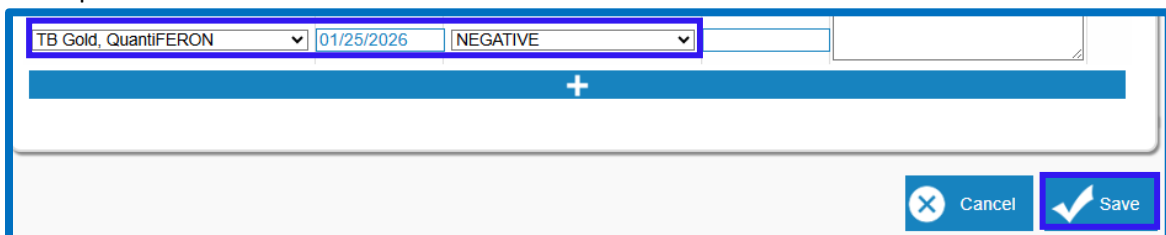
<b>Vaccine 1:</b>	PPD Negative Result
<b>Date Administered:</b>	01/30/2026
<b>Historical:</b>	<input type="radio"/> YES <input checked="" type="radio"/> NO
<b>Confidential:</b>	<input type="radio"/> YES <input checked="" type="radio"/> NO
<b>Manufacturer:</b>	<input type="text"/> <a href="#">Click to select</a>
<b>Lot Number:</b>	<input type="text"/>
<b>Lot Facility:</b>	<input type="text"/>
<b>Funding Source:</b>	<input type="text"/>
<b>Provider Noted on Record:</b>	<input type="text"/>
<b>Lot Noted on Record:</b>	<input type="text"/>
<b>Manufacturer Noted on Record:</b>	<input type="text"/>
<b>Facility:</b>	VOSS TEST FACILITY x
<b>Vaccinator:</b>	BOBBYJO, NURSE x
<b>Anatomical Site:</b>	Right Lower Forearm x
<b>Anatomical Route:</b>	Intradermal x
<b>Dose Size:</b>	Full
<b>Volume (CC):</b>	<input type="text"/>
<b>Unit of Measure:</b>	Select...
<b>VFC Status:</b>	Not Public Vaccine Eligible (CVP/AVP)
<b>District/Region:</b>	<input type="text"/>
<b>Ordering Provider:</b>	BELL, TINKER (No NPI Found) x
<b>Comments:</b>	<input type="text"/>
<b>TB Test Result Induration (mm):</b>	0

- Select **Save**.
- The TB skin test and result will appear on the Vaccination View/Add as shown below:

PPD Negative Result	11/03/2023
TST-PPD intradermal	11/01/2023

To enter **TB Gold QuantiFERON** serology test results for a patient follow the steps below:

- Search and select the patient in the IIS.
- In the navigation menu on the left, select **Serology**
- Select **TB Gold, QuantiFERON** from the SerologyVacc dropdown, enter the Draw Date and Interpretive result. Click **Save**.



TB Gold, QuantiFERON	01/25/2026	NEGATIVE
----------------------	------------	----------

To request this document in another format, call 1-800-525-0127. Deaf or hard of hearing customers, please call 711 (Washington Relay) or email [doh.information@doh.wa.gov](mailto:doh.information@doh.wa.gov).