

Total Patients Per Day

2017	2020	2022
438	325	329



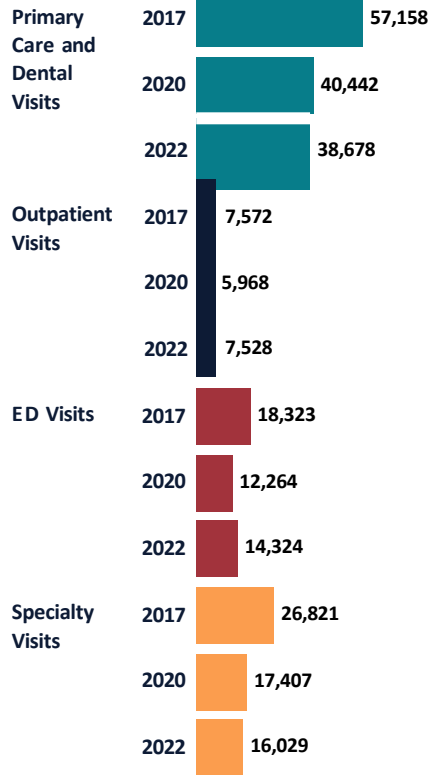
Acute Inpatients Per Day

2017	2020	2022
20.2	13.4	17.9

Services Offered

- Behavioral Health ✓
- Dental ✓
- Emergency ✓
- Home Health ✓
- Inpatient ✓
- Obstetrics ✓
- Primary Care ✓
- Rehabilitation ✓
- Urgent Care ✓

Service Volume



History

Astria Sunnyside Hospital (Sunnyside), located in the heart of the beautiful wine country of Washington State, was founded in 1946 when Valley Memorial Hospital (founded in 1946), and Sunnyside General Hospital (founded in 1962), consolidated in 1986. Since the merger, the hospital has undergone two expansions, adding a new wing with labor and delivery, a new medical/surgical department, converting all patient rooms to private, and a modernization of the Emergency Department. Sunnyside became a Critical Access Hospital in 2004 after meeting the federal and state designation requirements in the Washington State's Rural Health Plan and the Medicare Conditions of Participation. Sunnyside became an affiliate of non-profit Astria Health in September 2017. Astria Health is also the parent organization of the hospital in Toppenish.

Today

Today Sunnyside provides a comprehensive network of primary care, inpatient and outpatient specialty services. It operates multiple provider-based rural health clinics, providing primary, behavioral health, and specialty services throughout the region.

The hospital additionally offers a 24-hour emergency room, intensive care unit, a level 1 cardiac facility, including diagnostic and therapeutic cardiac catheterization, a cancer center, a family birth center, nephrology, inpatient and outpatient surgical services, wound care including hyperbaric, behavioral health services including an intensive outpatient psychiatric program for older adults, and hearing and speech services.

Even with three of every four patients being Medicare or Medicaid, the Hospital has continued to maintain a healthy positive total margin, which has been reinvested into services, including most recently the integration of dental services into its primary care services.

Workforce

17% of total budgeted FTEs are unfilled (62 FTEs). The most pressing unfilled positions today are RNs, Surgical Technicians, and Certified Medical Assistants.

Top issues in recruiting include a lack of qualified candidates and candidate salary expectations.

To support recruitment, Astria Sunnyside offers clinical rotations for nursing and medical students.



11.0K
COVID-19
Vaccines
Administered
Since 2020

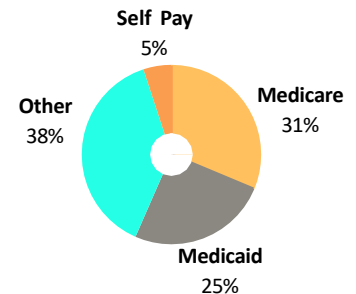
Maternal Health

In 2022, 581 Sunnyside Service Area babies were born in a hospital. 171 babies (29%) were born at Sunnyside, which provides pre- and post-natal care to Medicaid patients.

Financial Indicators & Market Share

	2017	2020	2022
Charity Care	3,736,136	3,893,277	3,753,852
Cost of Bad Debt	\$3,945,617	\$2,659,680	\$5,965,953
Net Patient Revenue	102,659,232	96,210,774	102,776,838
Operating Margin	5.3%	17.3%	2.9%
Total Margin (Operations & Taxes)	5.3%	16.2%	2.5%
Service Area Inpatient Market Share	50.7%	31.3%	33.9%
Inpt Mkt Share Medicare/caid	64.9%	41.1%	38.0%
Inpt Mkt Share HMO/Commercial	19.0%	23.1%	19.7%

2022 Payer Mix



Unless indicated, all data is from CHARS or internal sources.

This publication was made possible by Grant Number U2WRH33326 from the Health Resources and Services Administration (HRSA), an operating division of the U.S. Department of Health and Human Services. Its contents are solely the responsibility of the authors and do not necessarily represent the official views of the HRSA or the U.S. Department of Health and Human Services.

Our Community

The Sunnyside service area grew about 2% between 2010 and 2020, with relatively flat 2.7% growth projected by 2029.

Although the population of the Service Area overall is significantly younger than the state, the population of residents ages 65 and older grew at a much faster rate of 24% between 2010 and 2020 and are expected to grow another 10%, to be about 12% of the total population by 2029. This trend is important because as populations age, more health care resources are required.

The under 65 population remained flat between 2010 and 2024 and is expected to grow just 1.8% by 2029.

The Sunnyside Service Areas is also highly..

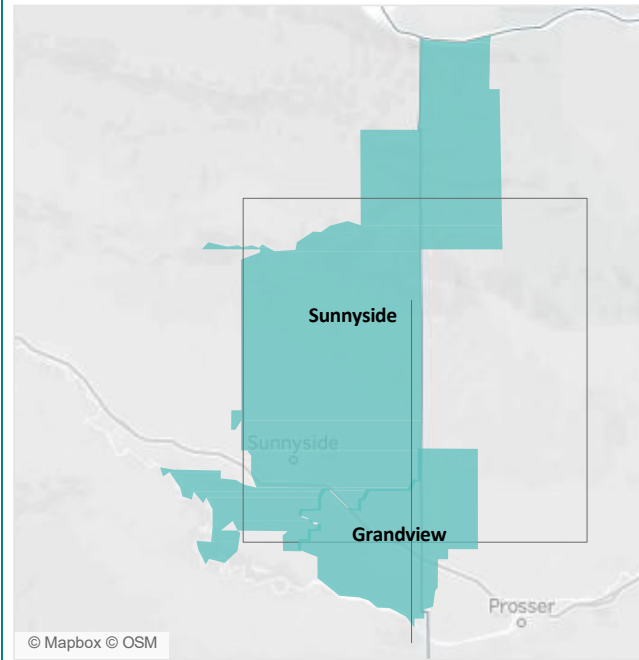
Top Employers

Astria Sunnyside Hospital
 Sunnyside School District
 Grandview School District
 WalMart Grocery Distribution
 FruitSmart

Community Benefit

- Care Coordination & Transitions
- Chronic Disease Management
- Diabetes Education
- Health Benefits Enrollment
- Health Education & Screenings
- Healthy Starts for Babies & Moms
- Immunizations
- Nutrition and Physical Activity
- Obesity Prevention
- Smoking Cessation
- Substance Abuse
- Support Groups
- Weight Loss Classes

Service Area



Socioeconomic Characteristics



62% of those age 25 and Older are High School Graduates

33% Worse than Washington



48% of Households with Income Less than 200% of the FPL

109% Worse than Washington



36% of residents who rent spend more than 30% of income on rent

22% Better than Washington



19% are Uninsured

198% Worse than Washington

Source: American Community Survey

Health Factors

Adults Who Smoke

16%

46% Higher than Washington

Binge Drinking

15%

8% Lower than Washington

Rate of Obesity

53%

76% Higher than Washington

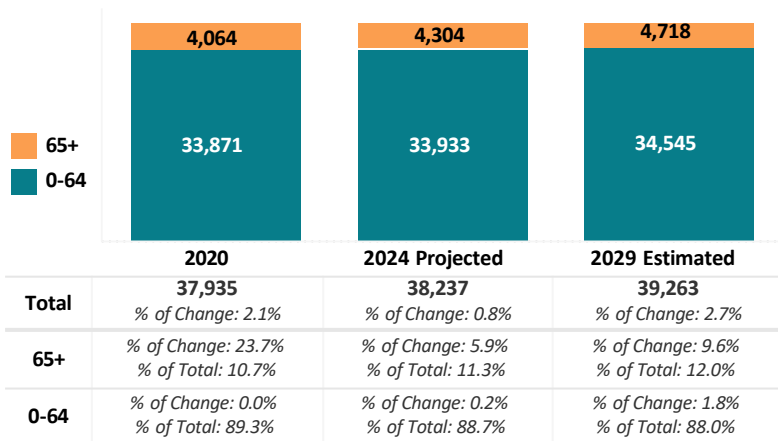
Adults Who Smoke: Adults who report having smoke 100 or more cigarettes in their lifetime and currently smoke every day or some days.

Binge Drinkers: Males having 5+ drinks on one occasion; females having 4+ or more drinks on one occasion.

Source: BRFSS

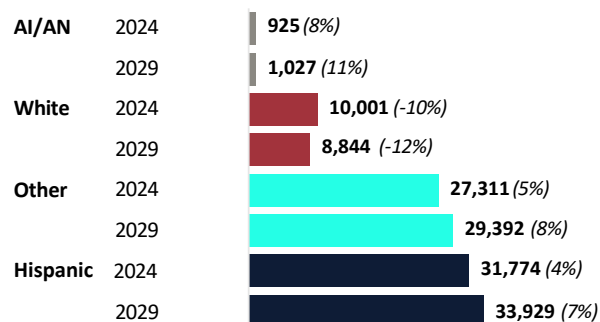
Population

(% Change from Prior Datapoint, 2020 Compared to 2010)



Race & Ethnicity

(% Change from Prior Datapoint, 2024 Compared to 2020)



Hispanic category includes entire Hispanic population regardless of race. Other includes Asian, Black, Native Hawaiian/Pacific Islander, 2+ Races, and Other.

Source: Claritas