

Total Patients Per Day

2017	2020	2022
25	197	314



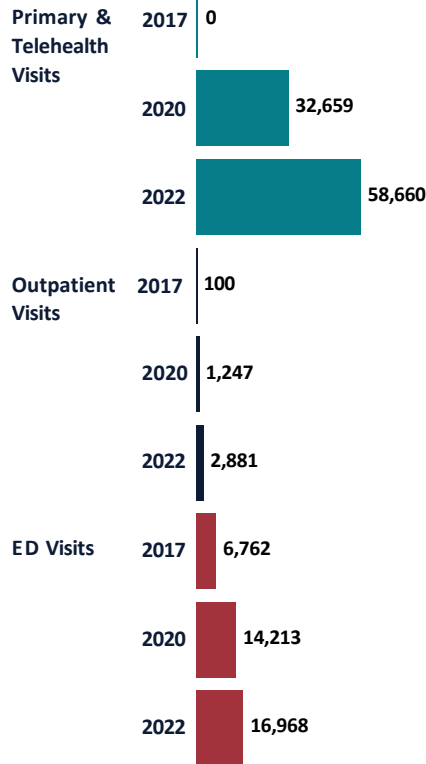
Acute Inpatients Per Day

2017	2020	2022
6.3	22.8	22.8

Services Offered

- Behavioral Health
- Emergency
- Imaging
- Inpatient
- Lab
- Specialty
- Surgery

Service Volume



History

Astria Toppenish Hospital (Toppenish) began as Toppenish Community Hospital in 1951. It was part of the Providence system and sold to a for-profit corporation in 2003. It was acquired by Astria Health and converted back to not-for-profit status in late 2017.

Astria's mission is "providing our communities access to trusted, exceptional healthcare close to home". Astria's vision is "Astria Health is a leader in providing innovative rural healthcare solutions with kindness and dignity".

Today

Today Toppenish is a fully accredited 63-bed community hospital caring for the unique needs of the Toppenish area, including caring for the people living and working on the Yakama Nation and in communities throughout the region.

Toppenish provides a full complement of inpatient and outpatient services. The hospital's medical services include a 24-hour emergency room, intensive care unit, surgical services, a 21-day evaluation and treatment co-occurring psych program and a 90-day+ civil commitment program. Toppenish additionally provides a number of outpatient and diagnostic services to reduce unnecessary outmigration.

Toppenish operates three Medicare-certified rural health clinics (RHCs) providing integrated primary care and behavioral health services. Toppenish is also in the process of integrating dental services into its primary care settings.

Toppenish operates a Native American Spiritual Center to provide a place for Native Americans to practice the healing rituals and ceremonies important in their beliefs.

Workforce

10% of total budgeted FTEs are unfilled (27 FTEs). RNs in the Behavioral Health Unit, ICU/Acute Care, and ER are the most pressing unfilled positions. Top issues in recruiting include a lack of qualified candidates, candidate salary expectations, a lack of affordable/available housing, and opportunities for spouses and children in the community.

To support recruitment, Toppenish offers: in-house training to medical technologists; nursing rotations with Yakima Valley College, Heritage University, and WSU; medical rotations with Pacific Northwest University; and a Family Practice Residency with Community Health of Central Washington.



4.5K
 COVID-19
 Vaccines
 Administered
 Since 2020

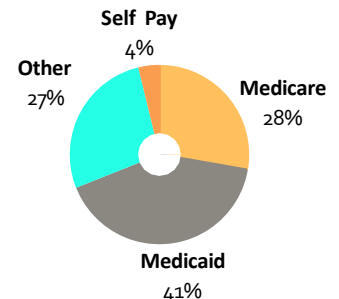
Maternal Health

In 2022, 686 Toppenish Service Area babies were born in a hospital. 203 babies (30%) were born at Toppenish. As of 2024, Toppenish no longer provides OB services. The next closest Hospital offering OB Services is 17.6 miles.

Financial Indicators & Market Share

	2017	2020	2022
Charity Care	86,857	614,309	1,263,807
Cost of Bad Debt	\$809,925	\$7,192,462	\$5,249,348
Net Patient Revenue	21,218,036	32,960,555	53,743,909
Operating Margin	0.1%	8.2%	-7.2%
Total Margin (Operations & Taxes)	-9.8%	2.8%	-12.7%
Service Area Inpatient Market Share	26.1%	26.4%	24.2%
Inpt Mkt Share Medicare/caid	36.8%	39.0%	26.3%
Inpt Mkt Share HMO/Commercial	15.0%	13.1%	20.5%

2022 Payer Mix



Unless indicated, all data is from CHARS or internal sources.

This publication was made possible by Grant Number U2WRH33326 from the Health Resources and Services Administration (HRSA), an operating division of the U.S. Department of Health and Human Services. Its contents are solely the responsibility of the authors and do not necessarily represent the official views of the HRSA or the U.S. Department of Health and Human Services.

Our Community

The Toppenish service area grew a modest 1.5% between 2010 and 2024, with an additional 3.2% growth projected by 2029.

Although the population of the Service Area overall is significantly younger than the state, residents aged 65+ grew more rapidly (12.6%) between 2010 and 2024, and is projected to be the fastest growing cohort over the next few years. The under 65 population declined 1.7% between 2010 and 2024 and is expected to remain relatively flat, with less than 1% growth by 2029.

The Toppenish Service Areas is also highly diverse. As a result of Toppenish being located within the Yakama Nation, approximately 15% of the population is American Indian (compared to 11% statewide), and another 66% is Hispanic (compared to 14% statewide).

Top Employers

- Yakama Nation Legends Casino
- Washington Beef
- Yakama Forest Products
- Heritage University
- Toppenish School District

Community Benefit

Diabetes Education

Health Benefits Enrollment

Health Education & Screenings

Immunizations

Substance Abuse

Service Area



Socioeconomic Characteristics



66% of those age 25 and Older are High School Graduates

28% Worse than Washington



54% of Households with Income Less than 200% of the FPL

133% Worse than Washington



31% of residents who rent spend more than 30% of income on rent

34% Better than Washington



16% are Uninsured

155% Worse than Washington

Source: American Community Survey

Health Factors

Adults Who Smoke

12%

7% Higher than Washington

Binge Drinking

14%

14% Lower than Washington

Rate of Obesity

45%

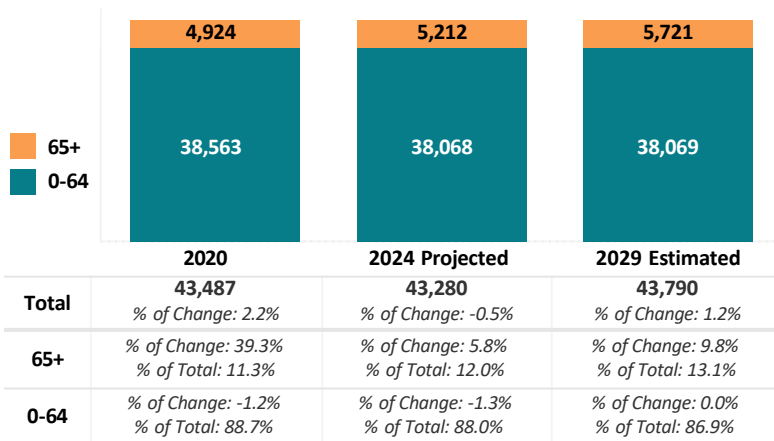
48% Higher than Washington

Adults Who Smoke: Adults who report having smoke 100 or more cigarettes in their lifetime and currently smoke every day or some days.
Binge Drinkers: Males having 5+ drinks on one occasion; females having 4+ or more drinks on one occasion.

Source: BRFS

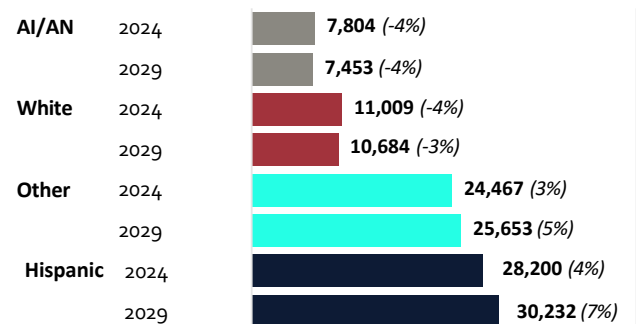
Population

(% Change from Prior Datapoint, 2020 Compared to 2010)



Race & Ethnicity

(% Change from Prior Datapoint, 2024 Compared to 2020)



Hispanic category includes entire Hispanic population regardless of race. Other includes Asian, Black, Native Hawaiian/Pacific Islander, 2+ Races, and Other.
 Source: Claritas