

**Total Patients Per Day**

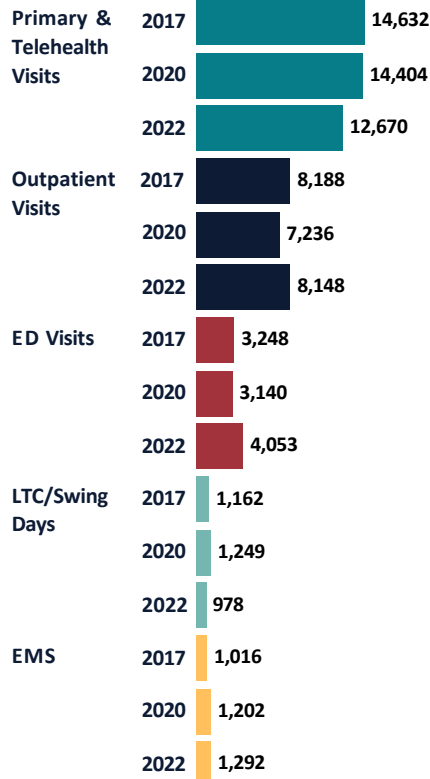
2017	2020	2022
106	102	101


**Acute Inpatients Per Day**

2017	2020	2022
0.5	0.5	0.6

**Services Offered**

Ambulance	✓
Behavioral Health	✓
Emergency	✓
Inpatient	✓
Primary Care	✓
Rehabilitation	✓

**Service Volume**

**History**

Cascade Sanatorium, the first hospital in Leavenworth, opened in 1923. The Public Hospital District was formed in 1965. Its boundaries include 1,200 square miles between the summits of Stevens Pass and Blewett Pass, including the towns of Leavenworth, Plain, Peshastin and Dryden. After meeting the federal and state designation requirements in the Washington State Rural Health Plan, and the Medicare Conditions of Participation, Cascade Medical Center became a critical access hospital in 2002. In 2010, the District completed an addition and major renovation which upgraded the facilities and provided space to house its growing primary care services. Cascade Medical is a member of the Washington Rural Health Collaborative (TRC).

**Today**

Cascade's strong commitment to understanding the community's health needs, providing accessible community health, wellness, and whole person care guides its programming, including the integration of behavioral health into patient-centered primary care services. Cascade recently started a Mobile Clinic with regularly scheduled stops in several outlying areas with the goal of reaching those who need care where they are. The mobile clinic is staffed with a bilingual provider (Spanish/English). Cascade also offers the use of its exam rooms, along with staff donated time, for Upper Valley MEND's Free Clinic program. In addition to District residents, Cascade also supports the health care needs of the more than 2 million annual tourists.

Workforce challenges are real for Cascade. The hospital partnered with the Washington Association for Community Health to start a Medical Assistant apprenticeship program to meet hiring demands and to establish a caregiver career pathway. The hospital is currently working toward adding a Certified Nursing Assistant apprenticeship program in collaboration with community partners. Cascade also partners with the local School District so that upperclassmen can observe a variety of healthcare careers and earn high school credit through a Career Connections program.

**Workforce**

3.4% of Total Budgeted FTEs are unfilled (5.5 FTE). The most pressing unfilled positions today are a hospitalist, RN, therapy, and revenue cycle.

Top issues in recruiting include a lack of qualified candidates, candidate salary expectations, and the high cost and limited availability of housing.

To support recruitment, Cascade has established MA and CNA training programs and have various clinical rotations available.



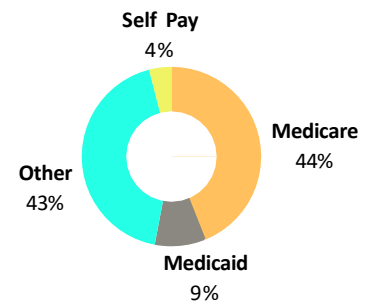
**6.2K**  
**COVID-19**  
**Vaccines**  
**Administered**  
**Since 2020**

**Maternal Health**

In 2022, 84 Cascade Service Area babies were born in a hospital. Neither Cascade, nor its providers, provide OB or pre/post-natal services, and the next closest birthing hospital is located about 22 miles away.

**Financial Indicators & Market Share**

	2017	2020	2022
Charity Care	256,933	289,941	142,480
Cost of Bad Debt	\$630,863	\$562,503	\$461,716
Net Patient Revenue	13,876,993	18,712,730	22,244,842
Operating Margin	-23.1%	-6.8%	-11.9%
Total Margin (Operations & Taxes)	-10.0%	9.5%	0.6%
Service Area Inpatient Market Share	12.6%	13.4%	12.7%
Inpt Mkt Share Medicare/caid	18.4%	18.9%	16.3%
Inpt Mkt Share HMO/Commercial	1.6%	4.7%	12.2%

**2022 Payer Mix**


Unless indicated, all data is from CHARS or internal sources.

This publication was made possible by Grant Number U2WRH33326 from the Health Resources and Services Administration (HRSA), an operating division of the U.S. Department of Health and Human Services. Its contents are solely the responsibility of the authors and do not necessarily represent the official views of the HRSA or the U.S. Department of Health and Human Services.

## Our Community

The Cascade service area grew nearly 9% between 2010 and 2020, with another 12.5% expected by 2029. This rate of growth is greater than most WA rural communities experienced.

The 65+ population grew at the fastest rate, and in 2020 accounted for 28% of total population. 65+ residents are expected to be more than 30% of the total population by 2029. The under 65 population has been relatively flat, with growth of less than 300 projected between 2020 and 2029. This compounds workforce issues in the service area.

Hispanic residents represented about 12% of the total population in 2020 and is expected to grow by another 21% by 2029.

## Top Employers

Cascade Medical Center  
 Cascade School District  
 Stemilt Growers  
 Tourism & Hospitality

## Community Benefit

Chronic Disease Management

CPR Training

Diabetes Education

Falls Prevention Program

Health Benefits Enrollment

Health Education & Screenings

Immunizations

## Service Area



## Socioeconomic Characteristics



**94% of those age 25 and Older are High School Graduates**

2% Better than Washington



**38% of Households in Poverty + Asset Limited, Income Constrained, Employed**  
 12% Worse than Washington



**31% of residents who rent spend more than 30% of income on rent**

33% Better than Washington



**9% are Uninsured**  
 44% Worse than Washington

Source: American Community Survey and United for ALICE

## Health Factors

Adults Who Smoke

**14%**

29% Higher than Washington

Binge Drinking

**22%**

34% Higher than Washington

Rate of Obesity

**13%**

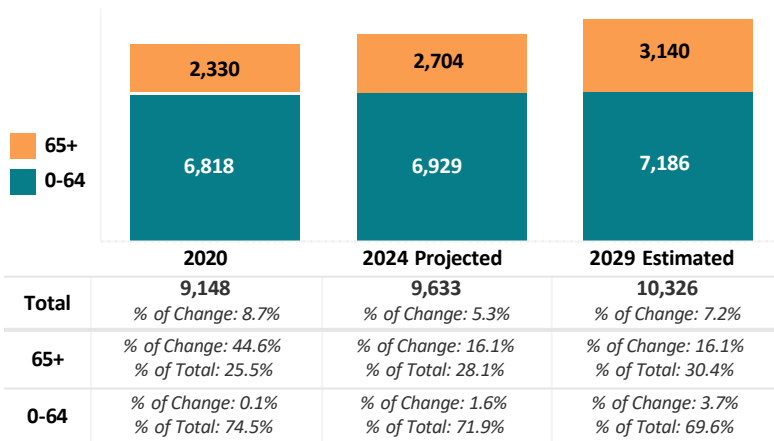
56% Lower than Washington

**Adults Who Smoke:** Adults who report having smoke 100 or more cigarettes in their lifetime and currently smoke every day or some days.  
**Binge Drinkers:** Males having 5+ drinks on one occasion; females having 4+ or more drinks on one occasion.

Source: BRFSS

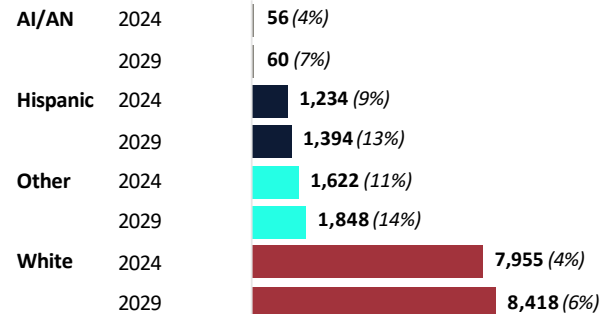
## Population

(% Change from Prior Datapoint, 2020 Compared to 2010)



## Race & Ethnicity

(% Change from Prior Datapoint, 2024 Compared to 2020)



Hispanic category includes entire Hispanic population regardless of race. Other includes Asian, Black, Native Hawaiian/Pacific Islander, 2+ Races, and Other.  
 Source: Claritas