

### Total Patients Per Day

2017	2020	2022
216	200	224



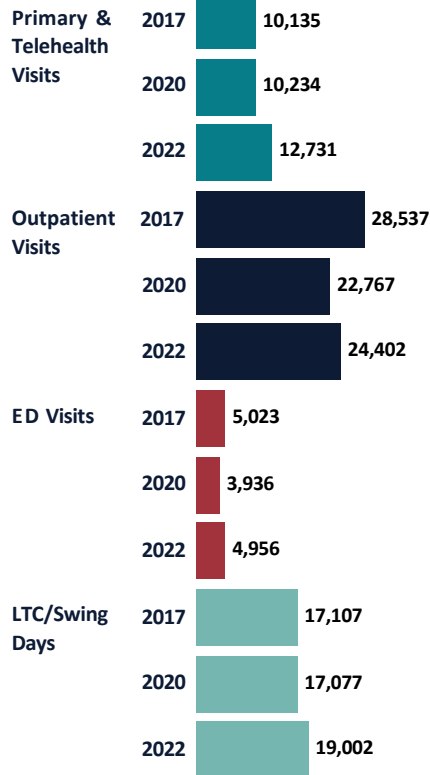
### Acute Inpatients Per Day

2017	2020	2022
1.6	11.1	10.6

### Services Offered

Emergency	✓
Inpatient	✓
LTC/Swing	✓
Lab	✓
Primary Care	✓
Rehabilitation	✓

### Service Volume



### History

Columbia Basin Hospital (Columbia Basin) was established in 1946. The District, Grant County Public Hospital District #3, was formed by a vote of taxpayers in 1950. A new facility was built in 1958 using bonds and Hill-Burton funds. Columbia Basin became a Critical Access Hospital in 2002 after meeting the federal and state designation requirements. In 2013, voters approved a bond that was used to expand the lab, pharmacy, and physical therapy departments, and improve public areas for families and create private rooms for patients.

Columbia Basin's mission is to "provide quality healthcare," and its vision is to "be the healthcare provider of choice for our community." Columbia Basin is one of six contiguous public hospital district members of the Grand Columbia Health Alliance (GCHA). The GCHA exists to support mitigation of unnecessary outmigration, increase efficiencies, and develop the sustainability of its members.

### Today

In support of its commitment to a healthy mind, body, and community, Columbia Basin provides a wide range of services. While most rural public hospital districts in the State have discontinued operating long-term care and assisted living, Columbia Basin continues to do so. The hospital's physical therapy includes a full occupational therapy kitchen and therapy pool. With the support of a federal grant, Columbia Basin, in partnership with other GHCA hospitals, is improving substance use disorder prevention, treatment, and recovery in the region.

Columbia Basin is a member of the national Accountable Care Organizations and is actively committed to improving health, improving the patient experience, and reducing waste. Columbia Basin recently converted to EPIC, which is providing better, real time, access to data analytics and improving patient care. In 2023, the hospital kicked off an emergency room remodel project and discussion is underway about a new bond measure. Columbia Basin is the recipient of the 2023 WSHA Critical Access Hospital Achievement of Quality Excellence Program award.

### Workforce

3.3% of Total Budgeted FTEs are unfilled (5.1 FTE). The most pressing unfilled positions today are Registered Nurses and Certified Nursing Assistants.

Top issues in recruiting include a lack of qualified candidates, with very few applicants for RN positions in particular, and an inability to meet salary requirements with candidate salary expectations above the current scale.



**6.2K**  
COVID-19  
Vaccines  
Administered  
Since 2020

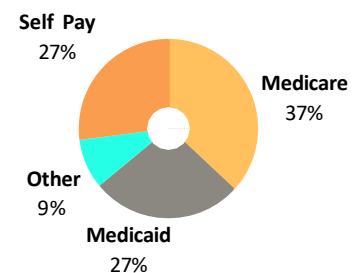
### Maternal Health

In 2022, 155 CBH Service Area babies were born in a hospital. CBH does not provide OB, and the next closest birthing hospital is located about 20 miles away.

### Financial Indicators & Market Share

	2017	2020	2022
Charity Care	34,314	71,597	99,228
Cost of Bad Debt	\$521,927	\$636,339	\$680,883
Net Patient Revenue	15,943,658	17,632,514	20,876,798
Operating Margin	-4.9%	-7.9%	-10.4%
Total Margin (Operations & Taxes)	0.4%	15.2%	-4.6%
Service Area Inpatient Market Share	18.8%	14.1%	15.7%
Inpt Mkt Share Medicare/caid	20.8%	17.1%	20.7%
Inpt Mkt Share HMO/Commercial	8.0%	1.5%	5.1%

### 2022 Payer Mix



Unless indicated, all data is from CHARS or internal sources.

This publication was made possible by Grant Number U2WRH33326 from the Health Resources and Services Administration (HRSA), an operating division of the U.S. Department of Health and Human Services. Its contents are solely the responsibility of the authors and do not necessarily represent the official views of the HRSA or the U.S. Department of Health and Human Services.

## Our Community

The population of the Service Area grew about 11% between 2010 and 2020 and another 5% growth is expected by 2029. Over 16% of the Service Area's population is 65+, and the elderly grew 2x faster than the under 65 during the last 10 years.

The Hispanic population grew almost 74% between 2010 and 2020 and accounts for almost 30% of the population today. An additional 16% growth is expected by 2029.

The service area has a higher percentage of low-income residents than the State at large (40% live below 200% of the federal poverty level vs. 23% for the State).

## Top Employers

Grant County  
 Grant County PUD  
 Ephrata School District  
 Columbia Basin Hospital  
 Trout Lake Farms

## Community Benefit

Care Coordination & Transitions

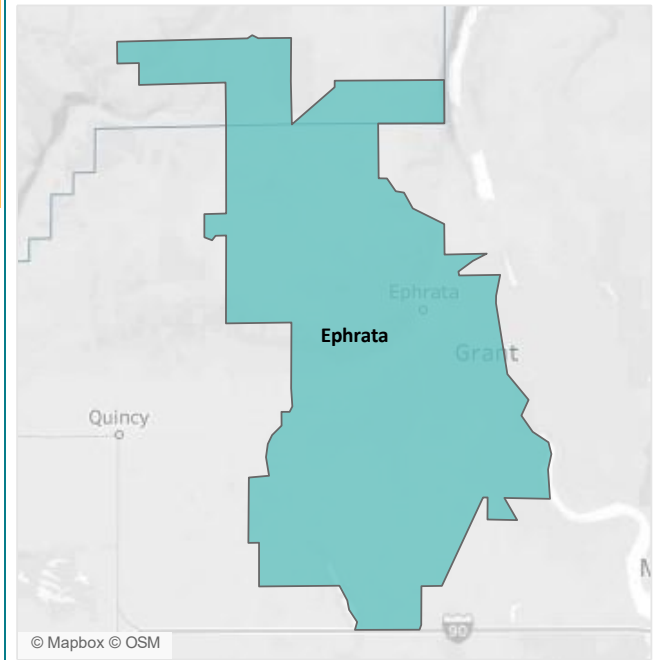
Chronic Disease Management

Community Health Worker/Outreach

Health Education & Screenings

Support Groups

## Service Area



## Socioeconomic Characteristics



**89% of those age 25 and Older are High School Graduates**

4% Worse than Washington



**41% of Households with Income Less than 200% of the FPL**

76% Worse than Washington



**25% of residents who rent spend more than 30% of income on rent**

47% Better than Washington



**7% are Uninsured**

9% Worse than Washington

Source: American Community Survey

## Health Factors

Adults Who Smoke

**22%**

105% Higher than Washington

Binge Drinking

**18%**

7% Higher than Washington

Rate of Obesity

**51%**

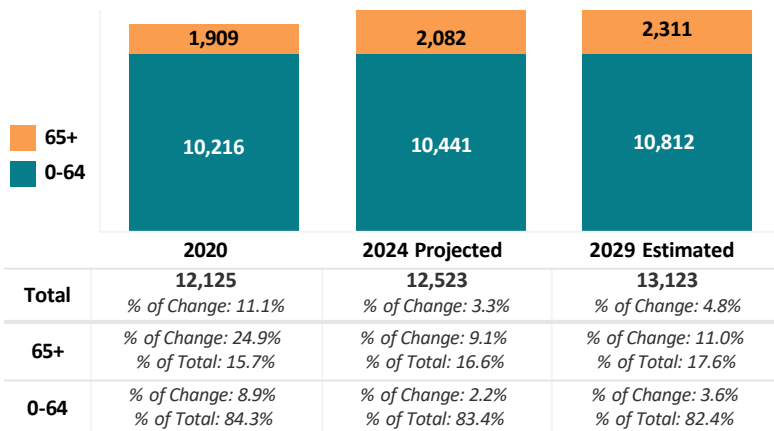
71% Higher than Washington

**Adults Who Smoke:** Adults who report having smoke 100 or more cigarettes in their lifetime and currently smoke every day or some days.  
**Binge Drinkers:** Males having 5+ drinks on one occasion; females having 4+ or more drinks on one occasion.

Source: BRFSS

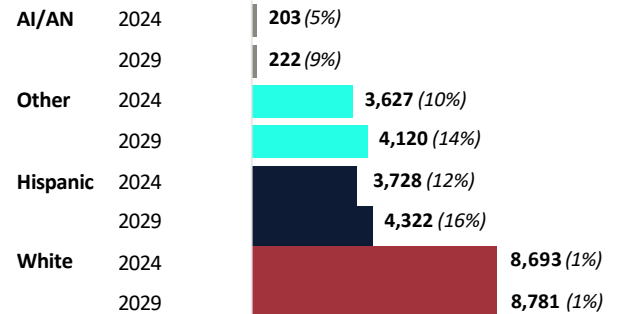
## Population

(% Change from Prior Datapoint, 2020 Compared to 2010)



## Race & Ethnicity

(% Change from Prior Datapoint, 2024 Compared to 2020)



Hispanic category includes entire Hispanic population regardless of race. Other includes Asian, Black, Native Hawaiian/Pacific Islander, 2+ Races, and Other.  
 Source: Claritas