



Total Patients Per Day

| 2017 | 2020 | 2022 |
|------|------|------|
| 89 | 118 | 118 |



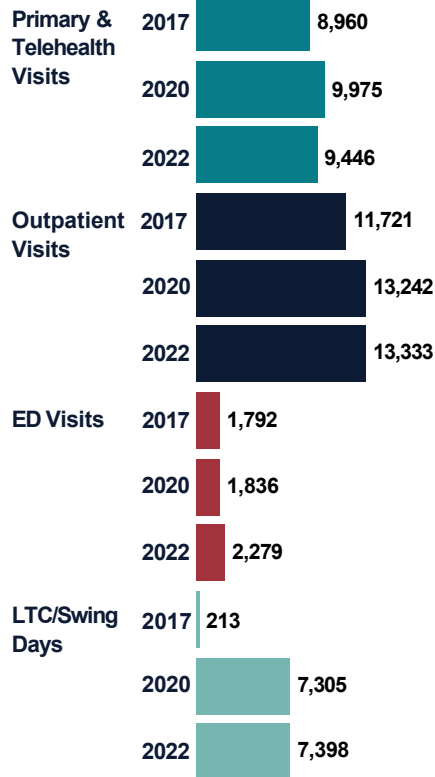
Acute Inpatients Per Day

| 2017 | 2020 | 2022 |
|------|------|------|
| 0.9 | 0.7 | 1.0 |

Services Offered

| | |
|----------------|---|
| Emergency | ✓ |
| Imaging | ✓ |
| Inpatient | ✓ |
| Lab | ✓ |
| Primary Care | ✓ |
| Rehabilitation | ✓ |
| Surgery | ✓ |
| Urgent Care | ✓ |

Service Volume



History

Ferry County Memorial Hospital (Ferry) opened in Republic, Ferry County, in 1945 and moved to its current location in June of 1974. Until 1989, the Hospital was operated by the Ferry County Hospital Association. In that year, Ferry County Public Hospital District # 1 was created and assumed ownership and operations of the Hospital, and it was renamed Ferry County Health.

In 2003, Ferry became a Critical Access Hospital after meeting the federal and state designation requirements in the Washington State Rural Health Plan, and the Medicare Conditions of Participation.

Today

Ferry is a 25 bed, full-service facility, including Emergency, Endoscopy and General Medicine units, and two Cardiac/Intensive Care beds. In addition to the hospital, the District also operates Rural Health Clinics in Republic and Curlew as well as an Assisted Living Facility and a Rehabilitation/Fitness Center.

As the only provider of health care services in the County, the District strives to ensure residents can receive care close to home. For patients needing advanced care such as cardiac, orthopedic, pediatric, podiatry, or other special medical services, specialists visit the hospital and clinics on a regular basis. Other special services offered locally include mammography, mental health, and transportation for veterans.

Ferry's mission is to "to strengthen the health and well-being of our community through partnership and trust". It has been proactive and creative in adding and/or partnering for the services needed by the community. A recent example includes preserving, acquiring and operating what is believed to be Washington State's oldest family-operated drug store to assure continued access. In addition, in late 2024, Ferry kicked off Project HOME (Hospital Optimization, Modernization and Equipment) to evaluate the current facilities and to make recommendations regarding the construction of a new hospital.

Workforce

12.3 budgeted FTEs are unfilled. The most pressing unfilled positions today are Radiology Techs, Medical Lab Techs, Nurses, and NACs.

Top issues in recruiting include a lack of qualified candidates, affordable/available housing, and professional and quality of life opportunities for spouses.

To support recruitment, Ferry County Memorial Hospital offers in-house training for CNAs.

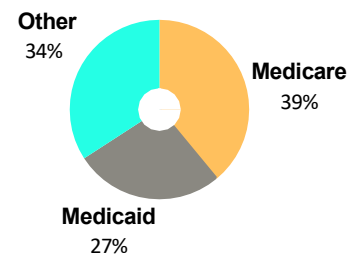
Maternal Health

In 2022, 34 Ferry County Health Service Area babies were born in a hospital. Ferry County Health does not provide OB, and the next closest birthing hospital is located about 54 miles away.

Financial Indicators & Market Share

| | 2017 | 2020 | 2022 |
|-------------------------------------|------------|------------|------------|
| Charity Care | 332,576 | 117,488 | 416,440 |
| Cost of Bad Debt | \$355,363 | \$418,149 | \$322,454 |
| Net Patient Revenue | 10,049,365 | 15,057,576 | 17,951,503 |
| Operating Margin | -5.6% | 6.7% | -2.0% |
| Total Margin (Operations & Taxes) | -5.6% | 12.5% | 3.2% |
| Service Area Inpatient Market Share | 34.3% | 33.5% | 36.8% |
| Inpt Mkt Share Medicare/caid | 35.1% | 32.5% | 41.8% |
| Inpt Mkt Share HMO/Commercial | 13.0% | 15.7% | 24.0% |

2022 Payer Mix



Unless indicated, all data is from CHARS or internal sources.

This publication was made possible by Grant Number U2WRH33326 from the Health Resources and Services Administration (HRSA), an operating division of the U.S. Department of Health and Human Services. Its contents are solely the responsibility of the authors and do not necessarily represent the official views of the HRSA or the U.S. Department of Health and Human Services.



Our Community

Situated amidst national forest and mountain passes, the region is very rural and geographically isolated from other counties. Ferry is the only hospital serving the County, and the closest other hospitals are located over forty miles away over high passes.

Ferry's service area population declined 8% from 2010-2024. However, the 65+ population continued to grow over 70% during the same timeframe. By 2029, the population is projected to grow approximately 3% to be just over 4,700 residents, and the 65+ cohort is expected to grow an additional 13% to almost 42% of the total population. In contrast, the 0-65 cohort is projected to continue to decline another 4%. The Hispanic population is expected to grow 27% by 2029 to be 5.5% of the population.

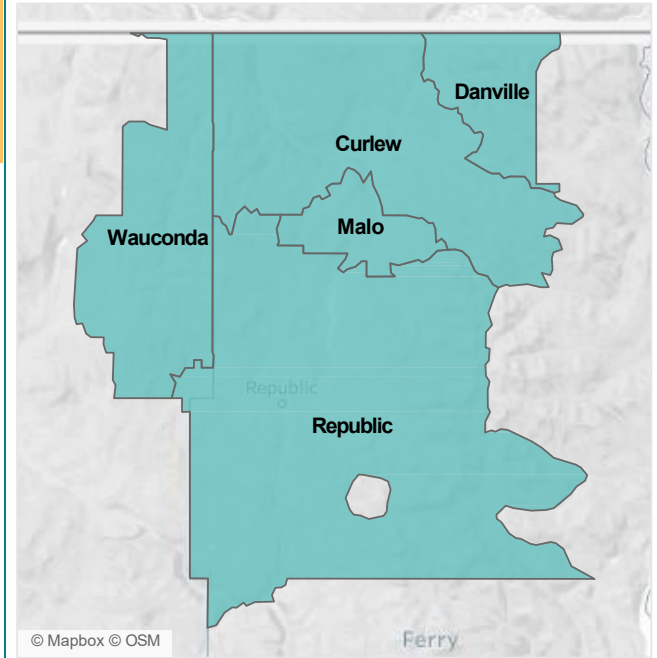
Top Employers

Ferry County Health
 Republic School District
 Curlew School District
 Ferry County PUD

Community Benefit

- Care Coordination & Transitions
- Chronic Disease Management
- Health Benefits Enrollment
- Health Education & Screenings
- Nutrition and Physical Activity
- Senior or Low-Income Housing
- Substance Abuse

Service Area



Socioeconomic Characteristics



90% of those age 25 and Older are High School Graduates

2% Worse than Washington



36% of Households with Income Less than 200% of the FPL

55% Worse than Washington



43% of residents who rent spend more than 30% of income on rent

7% Better than Washington



5% are Uninsured

27% Better than Washington

Source: American Community Survey

Health Factors

Adults Who Smoke

23%

111% Higher than Washington

Binge Drinking

16%

1% Lower than Washington

Rate of Obesity

33%

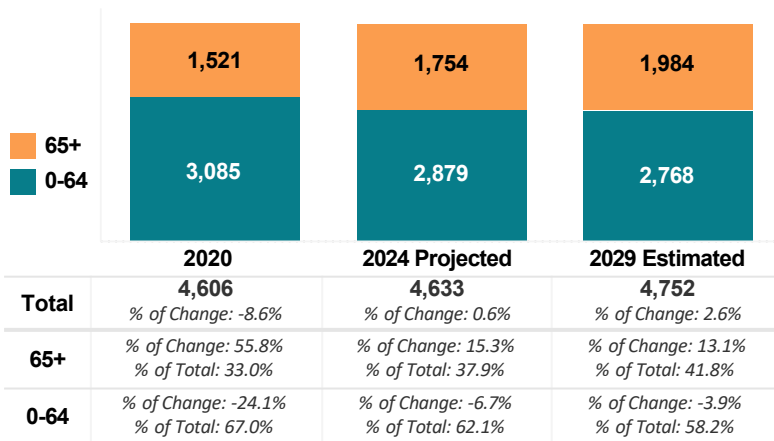
9% Higher than Washington

Adults Who Smoke: Adults who report having smoke 100 or more cigarettes in their lifetime and currently smoke every day or some days.
Binge Drinkers: Males having 5+ drinks on one occasion; females having 4+ or more drinks on one occasion.

Source: BRFSS

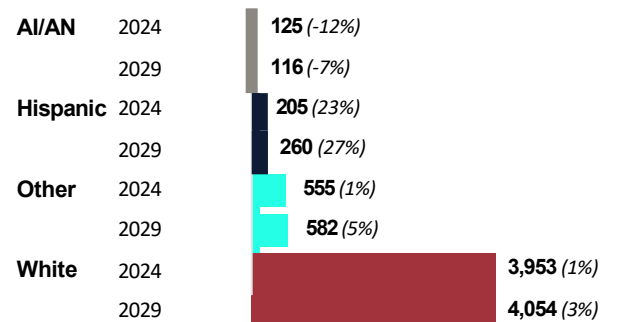
Population

(% Change from Prior Datapoint, 2020 Compared to 2010)



Race & Ethnicity

(% Change from Prior Datapoint, 2024 Compared to 2020)



Hispanic category includes entire Hispanic population regardless of race. Other includes Asian, Black, Native Hawaiian/Pacific Islander, 2+ Races, and Other.
 Source: Claritas