



### Total Patients Per Day

2017	2020	2022
20	20	24



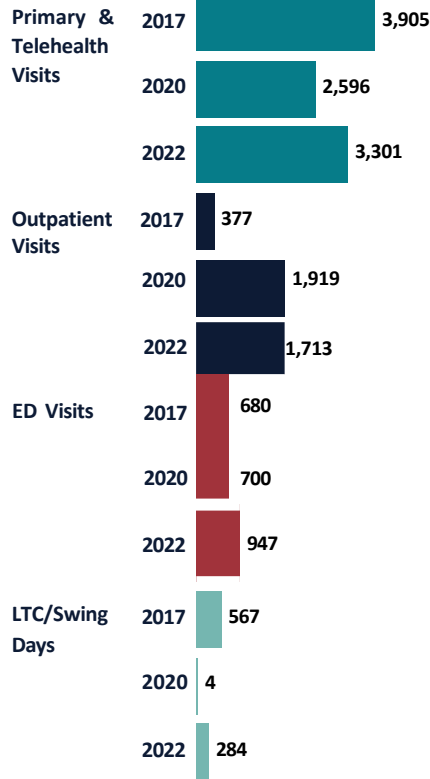
### Acute Inpatients Per Day

2017	2020	2022
0.0	0.3	0.4

### Services Offered

Emergency	✓
Inpatient	✓
Palliative Care	✓
Primary Care	✓
Rehabilitation	✓
Swing Bed Program	✓

### Service Volume



### Workforce

3.5% of Total Budgeted FTEs are unfilled (3.0 FTE)

The most pressing unfilled positions today are RNs and revenue cycle positions.

Top issues in recruiting include a lack of qualified candidates.

To support recruitment, Garfield offers an in-house training program for CNAs with the local community college and clinical rotations for nursing students.



4.5K  
COVID-19  
Vaccines  
Administered  
Since 2020

### History

Garfield County Public Hospital District #1 was established shortly after the State legislature granted local communities the authority to create hospital districts in 1945. Garfield County Memorial Hospital (Garfield) opened in January of 1948 on land donated by the City of Pomeroy. The hospital building is still in use today and is now the second oldest hospital building in the state. Garfield also continues to use a boiler that was pulled from an old steam ship at the time of the building's construction. Garfield is a member of the Washington Rural Health Collaborative (TRC). TRC exists to support member hospitals to achieve service excellence through collaboration and innovation.

### Today

Garfield has historically operated with losses that were offset by tax levies and grants. In recent years, Garfield developed a strategic plan and has deployed several strategies for new revenue and to reduce unnecessary travel for residents by increasing diagnostic and program abilities. These strategies include enrolling in the 340B pharmacy program, stabilizing the provider pool, adding diagnostic services, including ultrasound, and in the near future CT scanning. A diabetes program is also being planned to address the very high rate of diabetes in the County. Other components of the Plan include undertaking a number of electrical upgrades needed for code compliance and a new generator. These projects are being funded in part by grants, including \$1 million from USDA. The clinic has been selected to participate in the Primary Care Transformation Model pilot through Greater Health Now.

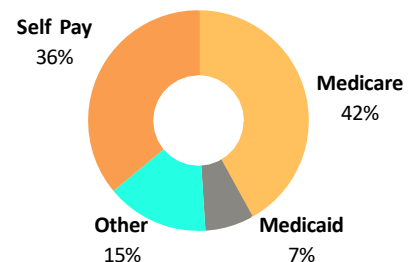
### Maternal Health

In 2022, 8 Garfield County Public Hospital Service Area residents gave birth in a hospital. Neither Garfield, nor its providers, provide OB or pre/post-natal services, and the next closest birthing hospital 63 miles away.

### Financial Indicators & Market Share

	2017	2020	2022
Charity Care	12,037	29,801	62,823
Cost of Bad Debt	\$139,139	\$26,433	\$250,249
Net Patient Revenue	5,942,436	7,110,004	11,247,647
Operating Margin	-23.8%	-15.4%	-23.6%
Total Margin (Operations & Taxes)	-8.8%	21.0%	-20.5%
Service Area Inpatient Market Share	25.6%	2.4%	47.4%
Inpt Mkt Share Medicare/caid	33.1%	1.9%	54.2%
Inpt Mkt Share HMO/Commercial	2.5%	2.9%	0.0%

### 2022 Payer Mix



Unless indicated, all data is from CHARS or internal sources.

This publication was made possible by Grant Number U2WRH33326 from the Health Resources and Services Administration (HRSA), an operating division of the U.S. Department of Health and Human Services. Its contents are solely the responsibility of the authors and do not necessarily represent the official views of the HRSA or the U.S. Department of Health and Human Services.

## Our Community

The Garfield service area grew less than one percent between 2010 and 2020. It is projected to grow 4.4% by 2029.

The 65+ population grew at a much faster rate, accounting for 27% of population in 2020, and are expected to be a third (33.4%) of the total population by 2029. The under 65 population declined more than 6% between 2010 and 2020 and is expected to remain flat, declining less than a percentage point by 2029.

The Hispanic population grew 20% between 2010 and 2020, representing 5% of the total population in 2020, and are expected to grow by another 18% by 2029.

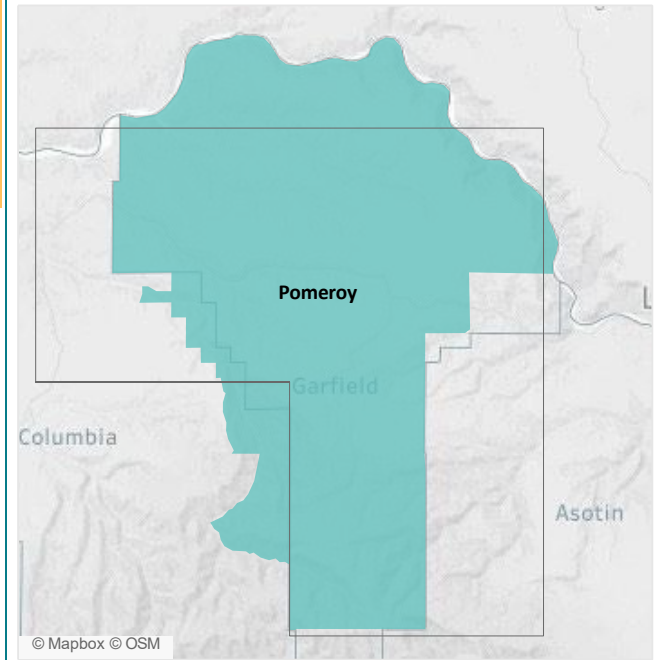
## Top Employers

Garfield County Hospital District  
Pomeroy School District  
Local Government  
Agriculture

## Community Benefit

Care Coordination & Transitions  
Chronic Disease Management  
Community Health Worker/Outreach  
Diabetes Education  
Health Education & Screenings  
Immunizations  
Nutrition and Physical Activity  
Obesity Prevention  
Smoking Cessation  
Substance Abuse  
Weight Loss Classes

## Service Area



## Socioeconomic Characteristics



**94% of those age 25 and Older are High School Graduates**

2% Better than Washington



**29% of Households with Income Less than 200% of the FPL**

26% Worse than Washington



**32% of residents who rent spend more than 30% of income on rent**

31% Better than Washington



**4% are Uninsured**

38% Better than Washington

Source: American Community Survey

## Health Factors

Adults Who Smoke

**26%**

137% Higher than Washington

Binge Drinking

**17%**

0% Higher than Washington

Rate of Obesity

**49%**

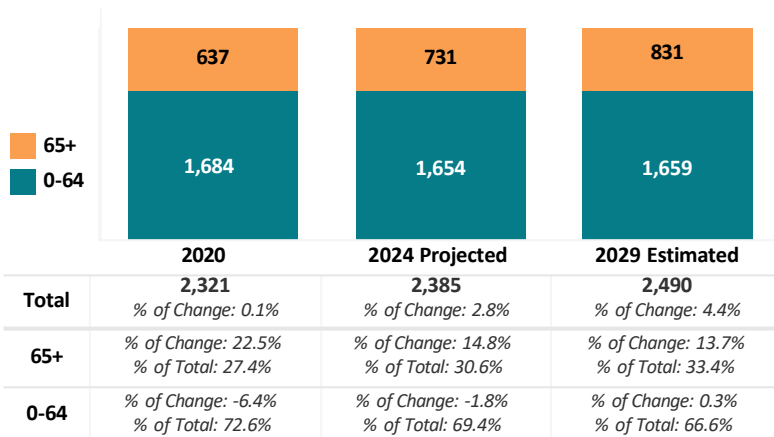
64% Higher than Washington

**Adults Who Smoke:** Adults who report having smoke 100 or more cigarettes in their lifetime and currently smoke every day or some days.  
**Binge Drinkers:** Males having 5+ drinks on one occasion; females having 4+ or more drinks on one occasion.

Source: BRFSS

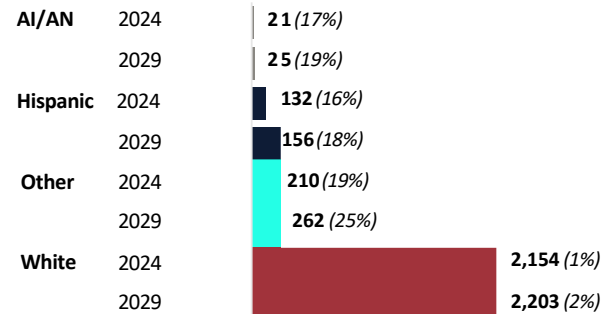
## Population

(% Change from Prior Datapoint, 2020 Compared to 2010)



## Race & Ethnicity

(% Change from Prior Datapoint, 2024 Compared to 2020)



Hispanic category includes entire Hispanic population regardless of race. Other includes Asian, Black, Native Hawaiian/Pacific Islander, 2+ Races, and Other.  
Source: Claritas