

**Total Patients Per Day**

2017	2020	2022
647	730	804



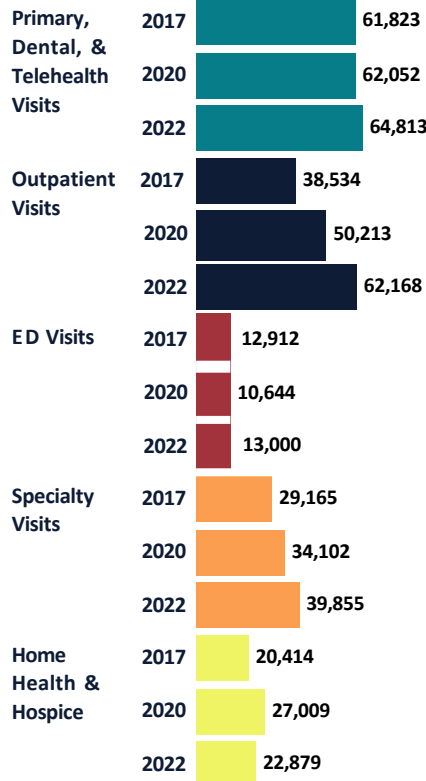
**Acute Inpatients Per Day**

2017	2020	2022
13.5	9.0	12.3

**Services Offered**

Advanced Imaging	✓
Behavioral Health	✓
Dental	✓
Emergency	✓
Inpatient	✓
Obstetrics	✓
Rehabilitation	✓
Specialty Care	✓
Surgery	✓

**Service Volume**



**History**

Established in 1890 by the Sisters of Providence, Jefferson County's hospital initially bore the name St. John's Hospital. In 1961, Jefferson County Public Hospital District No. 2 was established, leading to the transfer of hospital ownership to the District in 1975. The hospital was renamed Jefferson General Hospital in 1985. Its current name, Jefferson Healthcare, encompasses its expanding array of non-hospital services. In 2003, meeting the federal and state designation criteria outlined in the Washington State Rural Health Plan and the Medicare Conditions of Participation, Jefferson was designated as a Critical Access Hospital.

Jefferson Healthcare is the sole hospital provider based in Jefferson County, simultaneously serving as the county's largest employer. Operating clinics in Port Townsend, Port Ludlow, and Quilcene, Jefferson has undergone several expansions over the past decade, providing District residents with new emergency and specialty services. Grounded in the conviction that local healthcare is better healthcare, the hospital's dedication to delivering high-quality, community-centric care has seen a notable increase in daily visits, soaring from 300 to 625 between 2014 and 2021. Moreover, Jefferson Healthcare has received numerous national quality awards and holds DNV accreditation. Jefferson Healthcare is a member of the Washington Rural Health Collaborative (TRC).

**Today**

A structural and seismic evaluation of the hospital's buildings indicated that the 1965 building surpassed its useful lifespan, necessitating replacement before 2025. Coupled with a sustained surge in demand, the Board of Commissioners approved a \$90 million, 60,000 square-foot campus modernization and expansion initiative currently underway. The new facility will feature expanded clinic space for existing services, alongside space for new specialty services, radiation oncology therapy, ENT, neurology, pulmonology and a state-of-the-art ambulatory surgery center.

Acknowledging the pervasive challenge of affordable housing in the County, Jefferson Healthcare also actively supports multifaceted efforts of various agencies tackling this issue.

**Workforce**

6.8% of Total Budgeted FTEs are unfilled (53.6 FTE). The most pressing unfilled positions today are RNs and MAs, with provider positions also facing significant needs.

Top issues in recruiting include a lack of qualified candidates, inability to meet salary requirements, a lack of housing and professional opportunities for spouses.

To support recruitment, Jefferson offers, or is developing, in-house training programs for MAs, CNAs, Dental Assistants, and Phlebotomists and clinical rotations for nursing students.



**33.0K**  
**COVID-19**  
**Vaccines**  
**Administered**  
**Since 2020**

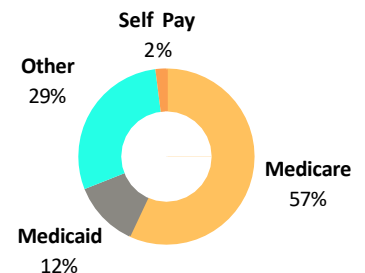
**Maternal Health**

In 2022, 141 Jefferson Service Area babies were born in a hospital. 77 babies (55%) were born at Jefferson, which provides OB services and pre/post-natal care to Medicaid patients.

**Financial Indicators & Market Share**

	2017	2020	2022
Charity Care	681,767	1,446,755	1,569,402
Cost of Bad Debt	\$1,317,821	\$1,446,805	\$1,804,852
Net Patient Revenue	96,471,090	116,672,812	148,928,689
Operating Margin	2.6%	-5.0%	2.3%
Total Margin (Operations & Taxes)	2.6%	2.5%	3.9%
Service Area Inpatient Market Share	44.7%	41.2%	43.5%
Inpt Mkt Share Medicare/caid	41.6%	36.5%	44.9%
Inpt Mkt Share HMO/Commercial	54.2%	54.5%	33.8%

**2022 Payer Mix**



Unless indicated, all data is from CHARS or internal sources.

This publication was made possible by Grant Number U2WRH33326 from the Health Resources and Services Administration (HRSA), an operating division of the U.S. Department of Health and Human Services. Its contents are solely the responsibility of the authors and do not necessarily represent the official views of the HRSA or the U.S. Department of Health and Human Services.

### Our Community

Between 2010 and 2020, Jefferson Healthcare's service population increased by 11%, with a projected growth rate of 4% anticipated by 2029. The 65+ demographic experienced accelerated growth, comprising 40% of the total population in 2020, a figure expected to approach 50% by 2029. Conversely, the under-65 population declined by 8.5% between 2010 and 2020, with an additional 4% decline anticipated by 2029.

Jefferson Healthcare's service area encompasses portions of the Port Gamble and Jefferson S'Klallam Tribes. Indigenous Americans constitute slightly more than 1% of the area's population. Moreover, Hispanic residents, represented 3.9% of the total population in 2020, are projected to grow by an additional 24% by 2029.

### Top Employers

- Jefferson Healthcare
- Port Townsend Paper Mill
- Port Townsend School District
- Jefferson County
- Retail

### Community Benefit

- Care Coordination & Transitions
- Chronic Disease Management
- CPR Training
- Diabetes Education
- Health Benefits Enrollment
- Health Education & Screenings
- Healthy Starts for Babies & Moms
- Immunizations
- Nutrition and Physical Activity
- Obesity Prevention
- Senior or Low-Income Housing
- Smoking Cessation
- Substance Abuse
- Support Groups

### Service Area



### Socioeconomic Characteristics



**97% of those age 25 and Older are High School Graduates**

6% Better than Washington



**29% of Households with Income Less than 200% of the FPL**

24% Worse than Washington



**36% of residents who rent spend more than 30% of income on rent**

23% Better than Washington



**5% are Uninsured**

25% Better than Washington

Source: American Community Survey

### Health Factors

Adults Who Smoke

**11%**

2% Lower than Washington

Binge Drinking

**8%**

50% Lower than Washington

Rate of Obesity

**29%**

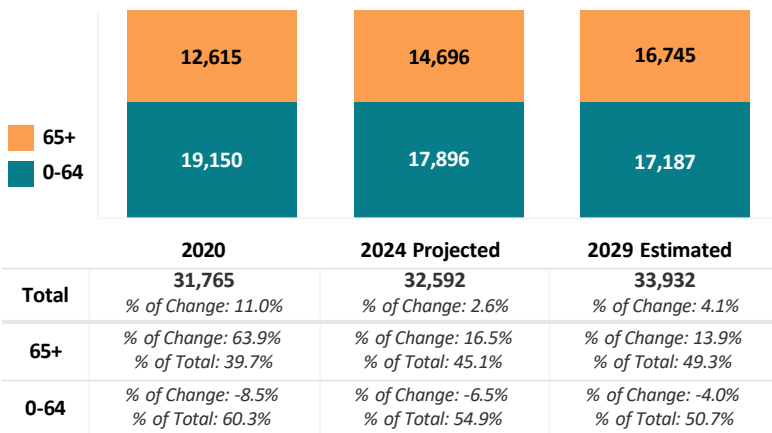
4% Lower than Washington

**Adults Who Smoke:** Adults who report having smoke 100 or more cigarettes in their lifetime and currently smoke every day or some days.  
**Binge Drinkers:** Males having 5+ drinks on one occasion; females having 4+ or more drinks on one occasion.

Source: BRFSS

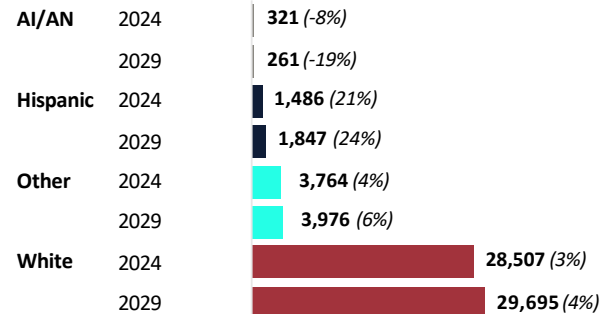
### Population

(% Change from Prior Datapoint, 2020 Compared to 2010)



### Race & Ethnicity

(% Change from Prior Datapoint, 2024 Compared to 2020)



Hispanic category includes entire Hispanic population regardless of race. Other includes Asian, Black, Native Hawaiian/Pacific Islander, 2+ Races, and Other.  
Source: Claritas