

Total Patients Per Day

2017	2020	2022
437	450	536



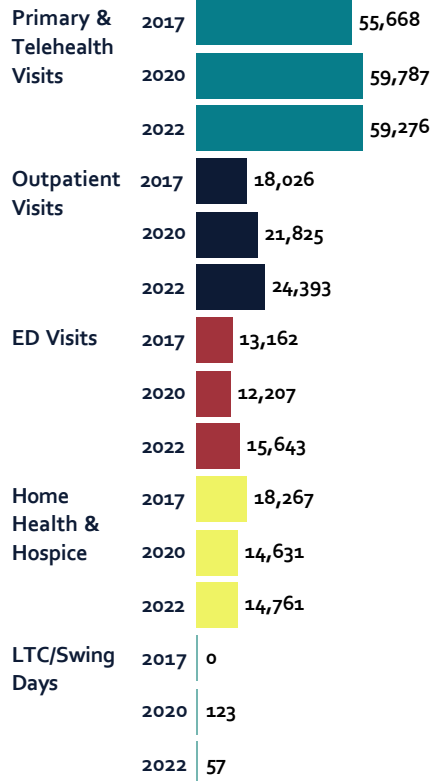
Acute Inpatients Per Day

2017	2020	2022
12.7	6.2	10.4

Services Offered

Advanced Imaging	✓
Behavioral Health	✓
Emergency	✓
Home Health	✓
Hospice	✓
Inpatient	✓
Obstetrics	✓
Palliative Care	✓
Primary Care	✓
Rehabilitation	✓
Surgery	✓
Swing Bed Program	✓
Urgent Care	✓

Service Volume



History

Ellensburg General, the first hospital in Ellensburg, opened in 1919 and was replaced by Valley General Hospital in 1935. Kittitas County Public Hospital District #1 was formed in 1960, and in 1964 Valley General Hospital closed and the new Kittitas Valley Community Hospital opened. After meeting the federal and state designation requirements in the Washington State Rural Health Plan and the Medicare Conditions of Participation, the hospital became a Critical Access Hospital in 2004. Now known as Kittitas Valley Healthcare (KVH), KVH has grown to include more than 20 primary care and specialty clinics, including providing primary care and urgent care services through an interlocal agreement for Kittitas County Public Hospital District #2 in Cle Elum. KVH is a member of the Washington Rural Health Collaborative (TRC). TRC exists to support member hospitals to achieve service excellence through collaboration and innovation.

Today

Today, KVH is one of the largest CAHs in the State, and its scope of primary care and specialty clinics is comprehensive. Access to healthcare, financial sustainability, partnerships and collaborations, and the patient experience of care are top priorities of KVH. Today, KVH "touches" more than 530 patients on an average day, with 50% of all of its patient care volume being primary and specialty care provider visits. Clinic offerings include ear, nose, throat & allergy, family medicine, internal medicine, orthopedics, pediatrics, women's health, dermatology, neurology, and urgent care. Specialty services include home health, hospice, wound care, surgery, cardiology, physical therapy, speech therapy and occupational therapy. KVH also offers a full-service OB program through its Family Birthing Place, providing a safe, comfortable, family-centered maternity care environment.

Workforce

2% of total budgeted FTEs are unfilled (11.6 FTE). The most pressing unfilled positions today are adult and internal medicine providers and RNs (especially night shift for ED and CCU).

Top issues in recruiting include a lack of qualified candidates, affordable/available housing, and professional and quality of life opportunities for spouses.

To support recruitment, Kittitas offers an in-house training program for MAs (one for CNAs is in development), clinical rotations for medical and nursing students, and a pharmacy technician residency program.



37.5K
 COVID-19
 Vaccines
 Administered
 Since 2020

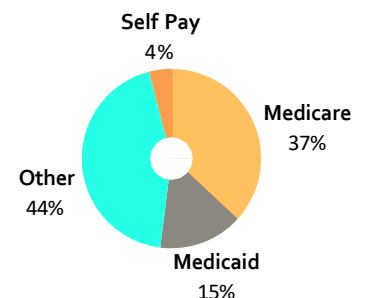
Maternal Health

In 2022, 414 KVH Service Area babies were born in a hospital. 308 babies (74%) were born at KVH, which provides pre/post natal care to Medicaid patients.

Financial Indicators & Market Share

	2017	2020	2022
Charity Care	598,601	580,088	680,777
Cost of Bad Debt	\$1,433,923	\$1,863,173	\$3,280,437
Net Patient Revenue	70,616,419	87,709,761	120,959,725
Operating Margin	1.2%	1.5%	4.4%
Total Margin (Operations & Taxes)	3.6%	6.7%	4.9%
Service Area Inpatient Market Share	53.8%	37.8%	43.8%
Inpt Mkt Share Medicare/caid	48.0%	41.3%	43.2%
Inpt Mkt Share HMO/Commercial	63.1%	41.3%	27.6%

2022 Payer Mix



Unless indicated, all data is from CHARS or internal sources.

This publication was made possible by Grant Number U2WRH33326 from the Health Resources and Services Administration (HRSA), an operating division of the U.S. Department of Health and Human Services. Its contents are solely the responsibility of the authors and do not necessarily represent the official views of the HRSA or the U.S. Department of Health and Human Services.

Our Community

The KVH service area grew 8% between 2010 and 2020, with another 4.5% of expected growth by 2029.

The 65+ population grew a remarkable 58% between 2010 and 2020 and in 2024 accounted for 20% of total population. 65+ residents are expected to be more than 22% of the total population by 2029. The under 65 population has been relatively flat, with growth of about 2.2% projected between 2020 and 2029.

Hispanic residents represented about 11% of the total population in 2024 and is expected to grow by another 12% by 2029.

Top Employers

Central Washington University
 Kittitas Valley Healthcare
 Ellensburg School District
 Kittitas County
 Anderson Hay & Grain

Community Benefit

- Care Coordination & Transitions
- Chronic Disease Management
 - Diabetes Education
- Health Education & Screenings
- Healthy Starts for Babies & Moms
 - Immunizations
- Nutrition and Physical Activity
- Smoking Cessation
- Substance Abuse

Service Area



Socioeconomic Characteristics



93% of those age 25 and Older are High School Graduates

1% Better than Washington



30% of Households with Income Less than 200% of the FPL

28% Worse than Washington



49% of residents who rent spend more than 30% of income on rent

6% Worse than Washington



5% are Uninsured

16% Better than Washington

Source: American Community Survey

Health Factors

Adults Who Smoke

13%

22% Higher than Washington

Binge Drinking

21%

25% Higher than Washington

Rate of Obesity

26%

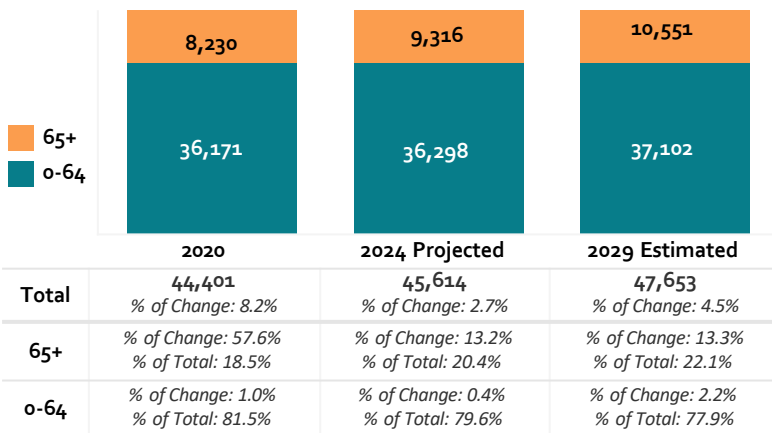
13% Lower than Washington

Adults Who Smoke: Adults who report having smoke 100 or more cigarettes in their lifetime and currently smoke every day or some days.
Binge Drinkers: Males having 5+ drinks on one occasion; females having 4+ or more drinks on one occasion.

Source: BRFSS

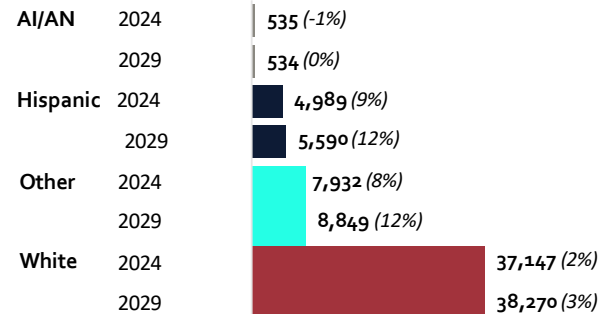
Population

(% Change from Prior Datapoint, 2020 Compared to 2010)



Race & Ethnicity

(% Change from Prior Datapoint, 2024 Compared to 2020)



Hispanic category includes entire Hispanic population regardless of race. Other includes Asian, Black, Native Hawaiian/Pacific Islander, 2+ Races, and Other.
 Source: Claritas