

### Total Patients Per Day

2017	2020	2022
139	73	77



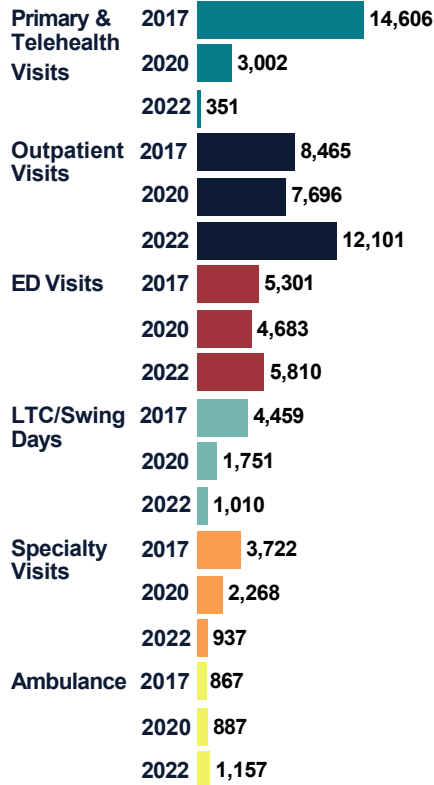
### Acute Inpatients Per Day

2017	2020	2022
3.0	1.7	2.1

### Services Offered

Advanced Imaging	✓
Ambulance	✓
Emergency	✓
Imaging	✓
Inpatient	✓
Lab	✓
Obstetrics	✓
Rehabilitation	✓
Specialty	✓
Surgery	✓
Swing Bed Program	✓
Urgent Care	✓

### Service Volume



### History

Lake Chelan Health (LCH), originally known as Lake Chelan Community Hospital opened in 1948 under a public subscription model. Chelan County Public Hospital District No. 2 formed in 1969, and a new hospital opened in 1972. LCH became a Critical Access Hospital in 2004 after meeting the federal and state designation requirements in the Washington State Rural Health Plan and the Medicare Conditions of Participation. Multiyear analyses found that a number of the systems in the 1972 building had reached the end of their useful lives, many of the spaces were undersized, and the building was inefficient to staff. The same analyses found that it would be highly disruptive and a higher cost to renovate the existing building than to replace it.

In the spring of 2017, District residents voted to approve a bond to support a portion of the funds needed to replace the hospital at a new site. The remaining funding was provided by hospital reserves, grants, and local fundraising. Construction of the 52,000 sq ft. replacement hospital began in early 2021, opening in the fall of 2022 with private patient rooms, larger birthing rooms, increased ED and outpatient capacity, and improved space for physical and occupational therapy, laboratory, radiology, and surgery departments.

### Today

Today, in addition to the new hospital, LCH operates primary, specialty, and express care clinics. LCH also operates the Valley's EMS which continues to have one of the highest out-of-hospital cardiac save rates in the U.S. The American Heart Association recently awarded LCH EMS with an EMS Gold with Target: Heart Attack Honor Roll Achievement Award for proven dedication to best practices and life-saving care. LCH also employs trained Community Health Workers (CHW) that, through a brief health screening form, connect patients seen in the Emergency Department, Primary and Express Care clinics to support, counseling, and services. LCH is a member of the Washington Rural Health Collaborative (TRC). TRC exists to support member hospitals to achieve service excellence through collaboration and innovation.

### Workforce

131.5 budgeted FTEs are unfilled. The most pressing unfilled positions today are physicians (Emergency Department and Primary Care), Registered Nurses, and certified Medical Assistants.

Top issues in recruiting include a lack of qualified candidates, training programs, affordable/available housing, and professional and quality of life opportunities for spouses.

To support recruitment, Lake Chelan offers clinical rotations for nursing and medical students and additional educational pipeline programs.

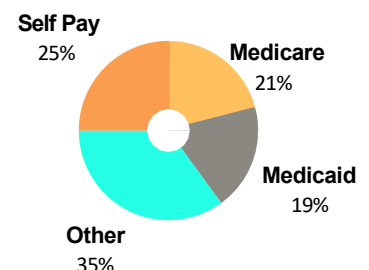
### Maternal Health

In 2022, 116 Lake Chelan Service Area babies were born in a hospital. 60 babies (52%) were born at Lake Chelan Health.

### Financial Indicators & Market Share

	2017	2020	2022
Charity Care	398,387	577,285	388,043
Cost of Bad Debt	\$743,859	\$1,201,071	\$1,600,435
Net Patient Revenue	25,453,247	22,320,227	25,263,220
Operating Margin	-6.4%	-23.4%	-12.3%
Total Margin (Operations & Taxes)	-0.5%	7.8%	16.0%
Service Area Inpatient Market Share	38.2%	31.3%	30.7%
Inpt Mkt Share Medicare/caid	45.3%	45.7%	34.0%
Inpt Mkt Share HMO/Commercial	29.0%	10.1%	23.2%

### 2022 Payer Mix



Unless indicated, all data is from CHARS or internal sources.

This publication was made possible by Grant Number U2WRH33326 from the Health Resources and Services Administration (HRSA), an operating division of the U.S. Department of Health and Human Services. Its contents are solely the responsibility of the authors and do not necessarily represent the official views of the HRSA or the U.S. Department of Health and Human Services.

## Our Community

LCH, is located in the town of Chelan. The name Chelan is a Salish Indigenous word, meaning 'Deep Water.' The lake itself, at 50 miles long, is the third deepest lake in the U.S., surrounded by National Forest and a National Recreation Area. Lake Chelan is a major destination resort, hosting over 2 million visitors a year.

The service area grew at the rate of nearly 9% between 2010 and 2020 and a strong 7.5% growth is expected by 2029. That growth is concentrated in the 65+ population, which is expected to grow an additional 17%, to over 30% of the total population, by 2029. Hispanic residents accounted for 31% of the total population in 2020 and are expected to grow an additional 8% by 2029.

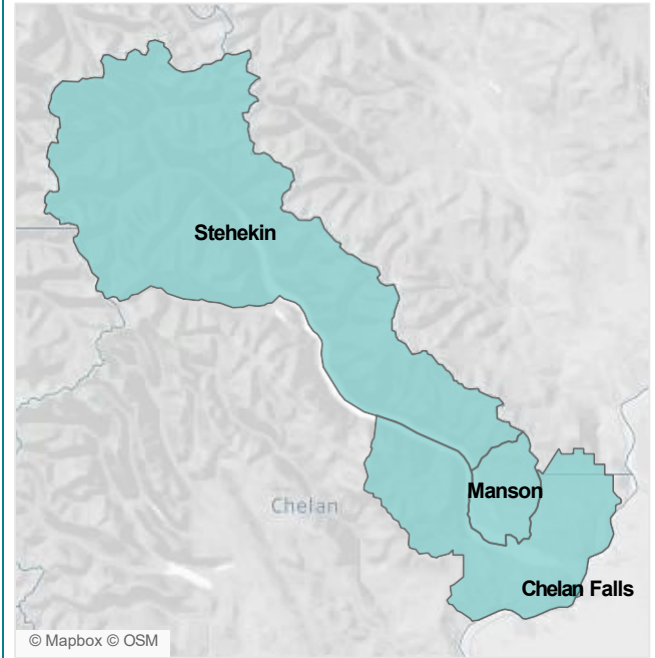
## Top Employers

Lake Chelan Health  
Columbia Valley Community Health  
Lake Chelan School District  
Walmart  
Campbells Resort

## Community Benefit

- CPR Training
- Diabetes Education
- Falls Prevention Program
- Healthy Starts for Babies & Moms
- Nutrition and Physical Activity

## Service Area



## Socioeconomic Characteristics



**80% of those age 25 and Older are High School Graduates**

13% Worse than Washington



**32% of Households with Income Less than 200% of the FPL**

38% Worse than Washington



**23% of residents who rent spend more than 30% of income on rent**

51% Better than Washington



**23% are Uninsured**

264% Worse than Washington

Source: American Community Survey

## Health Factors



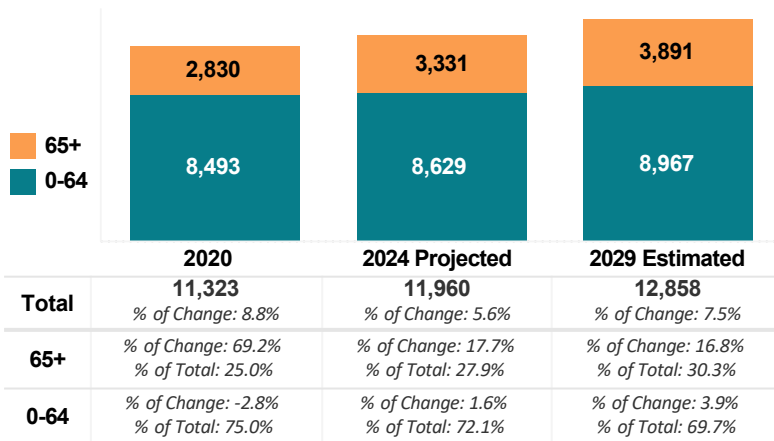
**Adults Who Smoke:** Adults who report having smoke 100 or more cigarettes in their lifetime and currently smoke every day or some days.

**Binge Drinkers:** Males having 5+ drinks on one occasion; females having 4+ or more drinks on one occasion.

Source: BRFSS

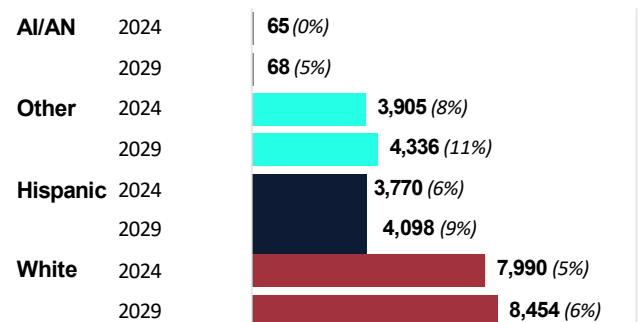
## Population

(% Change from Prior Datapoint, 2020 Compared to 2010)



## Race & Ethnicity

(% Change from Prior Datapoint, 2024 Compared to 2020)



Hispanic category includes entire Hispanic population regardless of race. Other includes Asian, Black, Native Hawaiian/Pacific Islander, 2+ Races, and Other.

Source: Claritas