

Total Patients Per Day

2017	2020	2022
142	144	150



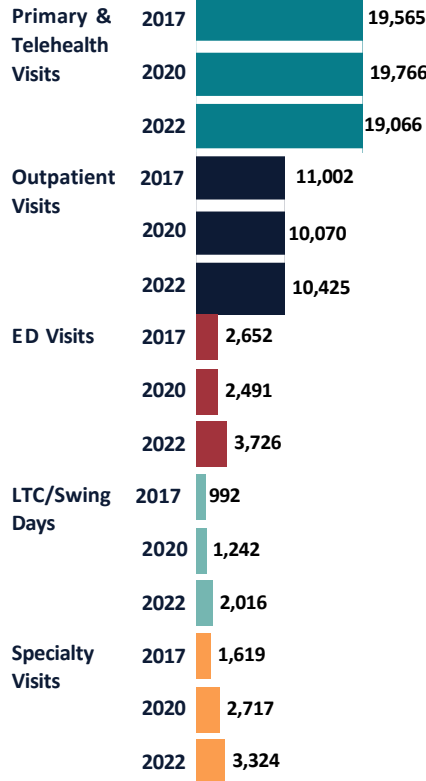
Acute Inpatients Per Day

2017	2020	2022
2.7	2.8	2.4

Services Offered

- Advanced Imaging ✓
- Ambulance ✓
- Emergency ✓
- Inpatient ✓
- Lab ✓
- Primary Care ✓
- Rehabilitation ✓
- Specialty ✓
- Surgery ✓
- Swing Bed Program ✓
- Urgent Care ✓
- Wound Care ✓

Service Volume



History

Lincoln County Public Hospital District # 3 was formed in 1961 by a grassroots movement of the local community that wanted to make healthcare local and provide a nursing home and jobs to boost the economy. The hospital (Lincoln) opened in 1963. Since then, Lincoln expanded to include three medical clinics, assisted living, long term care, and transitional care.

In 2000, Lincoln was designated as a Critical Access Hospital by meeting the federal and state designation requirements in the Washington State Rural Health Plan and the Medicare Conditions of Participation. A Transitional Care and Rehabilitation Unit was added in 2009. Because of reimbursement issues and funding shortages, and in order to assure the viability of the larger hospital operations, the nursing home was closed in 2012. While Lincoln does provide long-term care services through its swing bed program, the impact of the nursing home closure is still felt throughout the community.

Lincoln is a part of the Better Health Together ACH and is a member of the Washington Rural Health Collaborative (TRC), that exists to support member hospitals to achieve service excellence through collaboration and innovation.

Today

Today, Lincoln's three medical clinics employ 100% of the primary care providers operating within its service area. Its mission is to be a community-centered organization with small town heart, dedicated to providing and coordinating personalized healthcare.

Workforce

11.6 budgeted FTEs are unfilled. The most pressing unfilled positions today are nursing (RN & NAC), Physical Therapists, and CMAs.

Top issues in recruiting include a lack of qualified candidates and a lack of affordable or available housing (both short and long-term).

To support recruitment, Lincoln offers an in-house training program for CNAs and MAs and clinical rotations for medical and nursing students.



3.6K
COVID-19
Vaccines
Administered
Since 2020

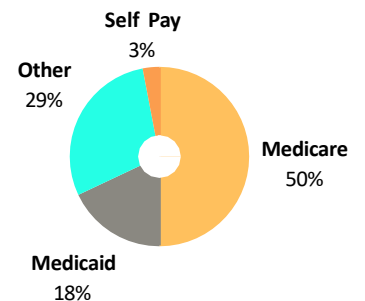
Maternal Health

In 2022, 106 Lincoln Service Area babies were born in a hospital. Lincoln does not provide OB, and the next closest birthing hospital is located about 36 miles away.

Financial Indicators & Market Share

	2017	2020	2022
Charity Care	94,000	110,000	218,000
Cost of Bad Debt	\$492,640	\$648,981	\$601,152
Net Patient Revenue	22,390,746	25,308,813	28,643,715
Operating Margin	-6.6%	-1.4%	-0.7%
Total Margin (Operations & Taxes)	-3.7%	1.6%	10.8%
Service Area Inpatient Market Share	34.7%	32.4%	32.6%
Inpt Mkt Share Medicare/caid	37.7%	36.7%	35.4%
Inpt Mkt Share HMO/Commercial	14.1%	6.1%	31.9%

2022 Payer Mix



Unless indicated, all data is from CHARS or internal sources.

This publication was made possible by Grant Number U2WRH33326 from the Health Resources and Services Administration (HRSA), an operating division of the U.S. Department of Health and Human Services. Its contents are solely the responsibility of the authors and do not necessarily represent the official views of the HRSA or the U.S. Department of Health and Human Services.

Our Community

Lincoln is located in Davenport, the largest city and the county seat of Lincoln County. The Lincoln Service Area is in the heart of the Channeled Scablands created by the Missoula Floods in the last ice age and just a 30 minute drive to the Columbia River. The tribal lands of the Spokane Tribe of Indians and the Confederated Tribes of Colville are located within and adjacent to the Service Area.

The Service Area grew slowly (1.1%) between 2010 and 2020, but grew 6.6% to just over 11,000 residents by 2024. An additional 7.8% of growth is projected by 2029. The vast majority of the growth is happening in the 65+ population, which is projected to be almost 33% of the population by 2029.

..

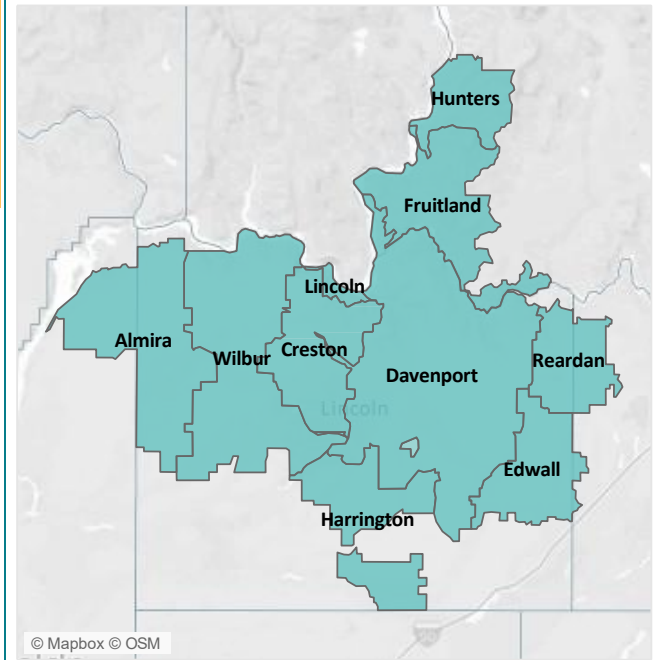
Top Employers

Lincoln County
Lincoln Hospital
Davenport School District
Agriculture
Tourism

Community Benefit

Care Coordination & Transitions
Chronic Disease Management
Diabetes Education
Health Benefits Enrollment
Health Education & Screenings
Immunizations
Nutrition and Physical Activity
Obesity Prevention
Smoking Cessation
Substance Abuse
Weight Loss Classes

Service Area



Socioeconomic Characteristics



93% of those age 25 and Older are High School Graduates

1% Better than Washington



31% of Households with Income Less than 200% of the FPL

33% Worse than Washington



21% of residents who rent spend more than 30% of income on rent

54% Better than Washington



4% are Uninsured

42% Better than Washington

Source: American Community Survey

Health Factors

Adults Who Smoke

8%

22% Lower than Washington

Binge Drinking

14%

18% Lower than Washington

Rate of Obesity

35%

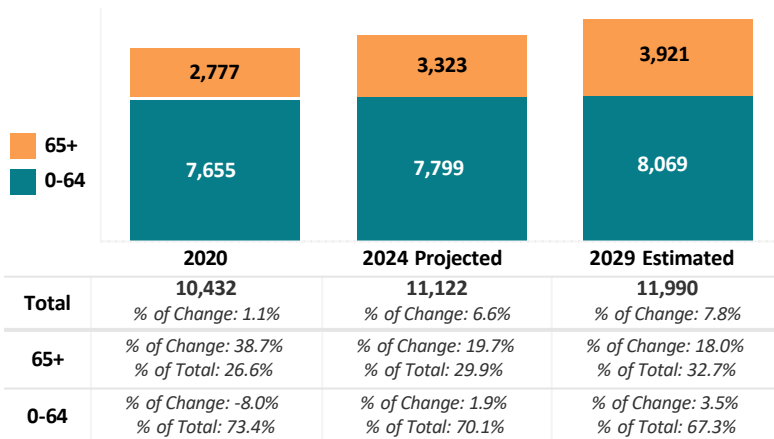
14% Higher than Washington

Adults Who Smoke: Adults who report having smoke 100 or more cigarettes in their lifetime and currently smoke every day or some days.
Binge Drinkers: Males having 5+ drinks on one occasion; females having 4+ or more drinks on one occasion.

Source: BRFSS

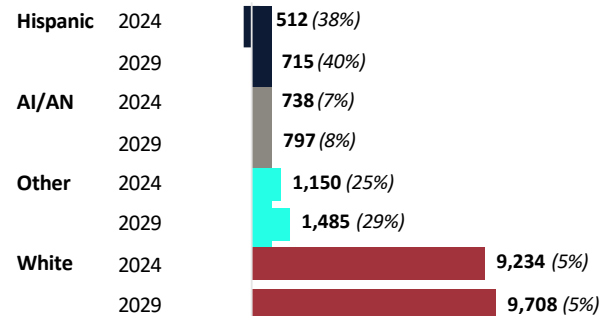
Population

(% Change from Prior Datapoint, 2020 Compared to 2010)



Race & Ethnicity

(% Change from Prior Datapoint, 2024 Compared to 2020)



Hispanic category includes entire Hispanic population regardless of race. Other includes Asian, Black, Native Hawaiian/Pacific Islander, 2+ Races, and Other.
Source: Claritas