

Total Patients Per Day

2017	2020	2022
60	42	66



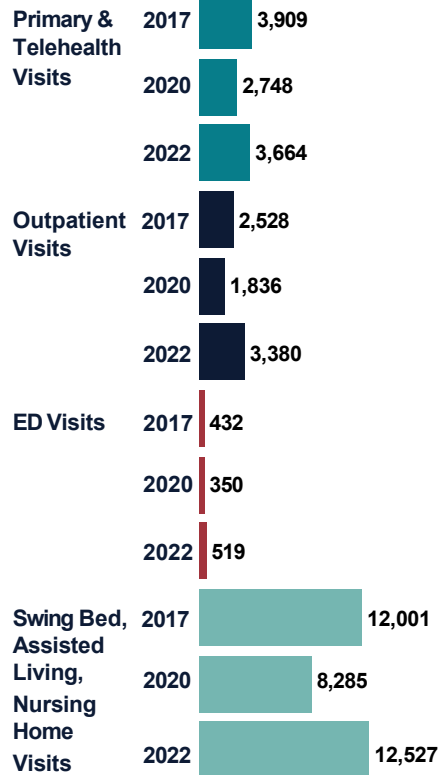
Acute Inpatients Per Day

2017	2020	2022
0.2	0.1	1.9

Services Offered

Ambulance	✓
Assisted Living	✓
Behavioral Health	✓
Emergency	✓
Inpatient	✓
LTC/Swing	✓
Primary Care	✓
Rehabilitation	✓
Swing Bed Program	✓
Urgent Care	✓

Service Volume



History

Lincoln County Public Hospital District #1 was formed in 1947. In 1948, residents approved a \$120,000 bond for the construction of Odessa Memorial Healthcare Center (Odessa), which opened in 1950. After meeting the federal and state designation criteria, Odessa became a Critical Access Hospital in 2001. Various remodel projects were undertaken over the decades, and Odessa opened Quail Court, its assisted living facility in 1998, to provide residents with a comfortable and supportive living environment. The mission of Odessa is "Bringing caring, quality healthcare to our community". Odessa's vision is "to provide well-rounded, individualized, and excellent care to you and your family for generations to come."

A foundation was established in 1989 to raise and invest funds to support Odessa's purchase of equipment, offer scholarships, help implement new health care or wellness programs, support physician recruitment, and address emergency needs.

Today

Odessa is one of six contiguous public hospital district members of the Grand Columbia Health Alliance (GCHA). The GCHA exists to support unnecessary outmigration, increase efficiencies and sustainability. In terms of number of residents, the PHD is one of the smallest in the State, with approximately 1,400 residents. Odessa is the largest employer within the District boundaries, and the sole provider of health care services including ED, primary care, EMS, inpatient and swing bed care, assisted living and outpatient services.

In 2023, Odessa was able to install its first CT Scanner, and it also started a mobile clinic that has provided sports physicals, vaccines, and Physical Therapy evaluations to outlying communities.

Workforce

11% of total budgeted FTEs are unfilled (7.0 FTE). Top issues in recruiting include a lack of qualified candidates.

The most pressing unfilled positions today are MAs, CNAs, RN/BSNs, and physicians.

Odessa continues to evaluate and implement strategies to grow the workforce, provide training, and supplement staff with new positions.

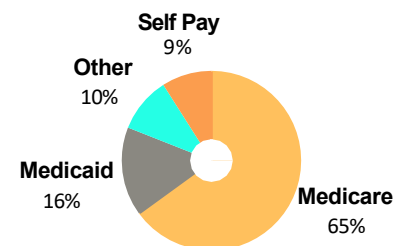
Maternal Health

In 2022, 13 Odessa Service Area babies were born in a hospital. Odessa does not provide OB, and the next closest birthing hospital is located about 42 miles away.

Financial Indicators & Market Share

	2017	2020	2022
Charity Care	25,234	75,897	101,516
Cost of Bad Debt	\$59,069	\$64,599	\$160,652
Net Patient Revenue	7,292,219	9,150,802	9,785,156
Operating Margin	-0.6%	-8.7%	-21.2%
Total Margin (Operations & Taxes)	11.4%	6.6%	-7.2%
Service Area Inpatient Market Share	27.1%	18.8%	28.0%
Inpt Mkt Share Medicare/caid	33.3%	19.8%	32.5%
Inpt Mkt Share HMO/Commercial	4.3%	10.0%	16.7%

2022 Payer Mix



Unless indicated, all data is from CHARS or internal sources.

This publication was made possible by Grant Number U2WRH33326 from the Health Resources and Services Administration (HRSA), an operating division of the U.S. Department of Health and Human Services. Its contents are solely the responsibility of the authors and do not necessarily represent the official views of the HRSA or the U.S. Department of Health and Human Services.

Our Community

The District is one of the oldest communities in the State with over a third of residents over the aged 65+, compared to 18% statewide. This population grew 15% between 2020 and 2024 and is expected to increase another 18% by 2029, while the 65 and under population continues to decrease.

The Hispanic resident population grew 70% between 2010 and 2020 to represent about 6% of the total population today. The Hispanic population is expected to grow by another 34% by 2029.

The District boundaries also include a Hutterite Colony that practices old-world religion, communal living and modern farming, adding vibrancy to the region.

Top Employers

Odessa Memorial Healthcare
Odessa School District
Agricultural Industry
Tourism

Community Benefit

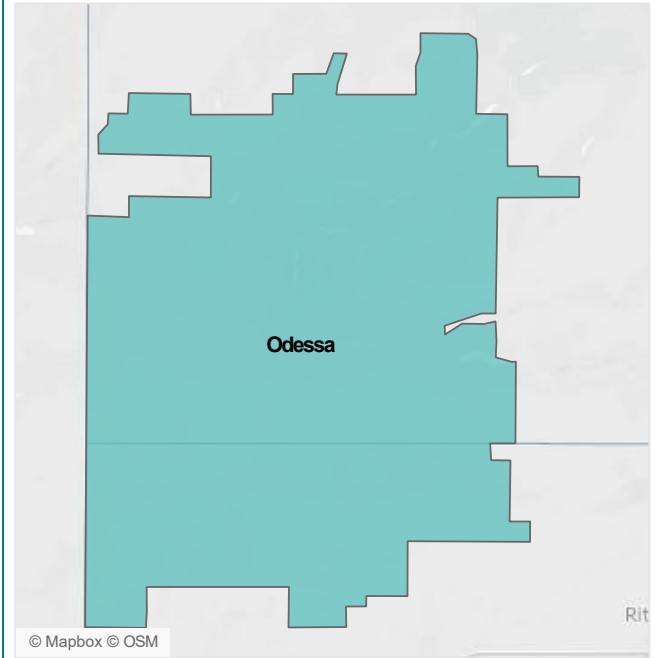
Diabetes Education

Health Education & Screenings

Immunizations

Substance Abuse

Service Area



Socioeconomic Characteristics



90% of those age 25 and Older are High School Graduates

2% Worse than Washington



30% of Households with Income Less than 200% of the FPL

32% Worse than Washington



24% of residents who rent spend more than 30% of income on rent

48% Better than Washington



4% are Uninsured

36% Better than Washington

Source: American Community Survey

Health Factors

Adults Who Smoke

1%

94% Lower than Washington

Binge Drinking

18%

8% Higher than Washington

Rate of Obesity

26%

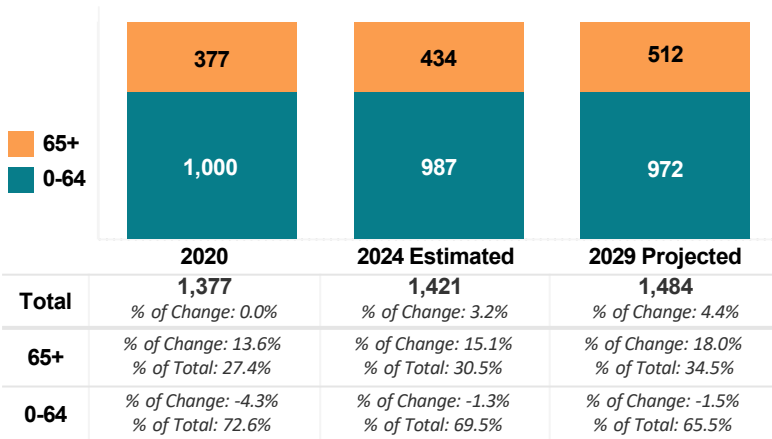
13% Lower than Washington

Adults Who Smoke: Adults who report having smoke 100 or more cigarettes in their lifetime and currently smoke every day or some days.
Binge Drinkers: Males having 5+ drinks on one occasion; females having 4+ or more drinks on one occasion.

Source: BRFSS

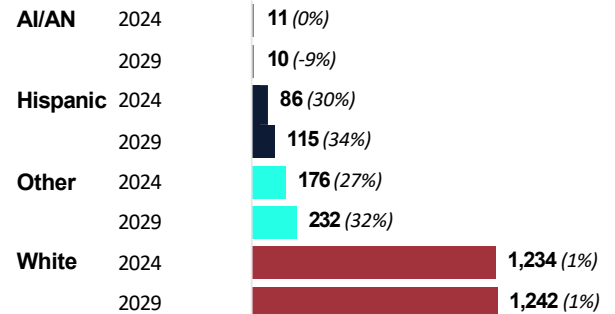
Population

(% Change from Prior Datapoint, 2020 Compared to 2010)



Race & Ethnicity

(% Change from Prior Datapoint, 2024 Compared to 2020)



Hispanic category includes entire Hispanic population regardless of race. Other includes Asian, Black, Native Hawaiian/Pacific Islander, 2+ Races, and Other.
Source: Claritas