

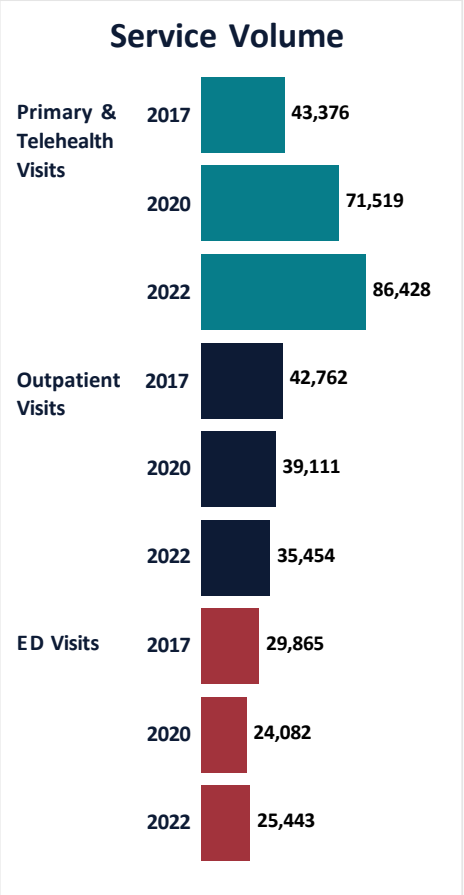
Total Patients Per Day

2017	2020	2022
848	1,112	1,121

Acute Inpatients Per Day

2017	2020	2022
40.0	34.9	34.4

- Services Offered**
- Behavioral Health ✓
 - Emergency ✓
 - Home Health ✓
 - Imaging ✓
 - Inpatient ✓
 - Lab ✓
 - Obstetrics ✓
 - Primary Care ✓
 - Rehabilitation ✓
 - Sleep ✓
 - Specialty ✓
 - Surgery ✓
 - Urgent Care ✓
 - Wound Care ✓



History

Clallam County Public Hospital District #2, Olympic Medical Center (Olympic) was established in 1951, and has grown and added services that support the needs of its District residents ever since. Olympic is a Level III trauma provider whose mission is “working together to provide excellence in health care”.

Olympic is also the largest employer in Clallam County. It is a federally designated Sole Community Hospital and also a CMS Regional Referral Center. The Olympic service area has a median age more than 14 years older than the State average; and by 2029, the 65+ population is projected to be more than 42% of the total population. The high percentage of revenue from Medicare, and Medicare’s under payment (paying less than the cost of delivering the care) has burdened Olympic. According to AHA, Medicare pays about 82 cents for every dollar spent by hospitals caring for Medicare. The resulting underpayment for hospitals nationally in 2022 was two and a half times the amount in 2012.

Today

After several years of declining reimbursements and increased expenses, and despite District residents voting to increase their tax levy in support of the District, the Olympic Board recently voted unanimously to explore partnering with another healthcare system to ensure the hospital’s long-term viability, support its staff and providers, and continue to deliver care.

The Board and OMC leadership identified seven key objectives for any partnership. Among them were: positioning OMC as the employer, clinical partner, and provider of choice; ensuring long-term financial sustainability; enhancing the ability to recruit and retain physicians and staff; and strengthening capacity to make investments in people, programs, facilities and technology.

Workforce

152 budgeted FTEs are unfilled. The most pressing needs today are hiring RNs, Lab Techs, and Medical Assistants to reduce the cost of traveling providers.

Top issues in recruiting include a lack of qualified candidates, an inability to meet salary requirements, a lack of affordable or available local housing, and recruiting to rural communities.

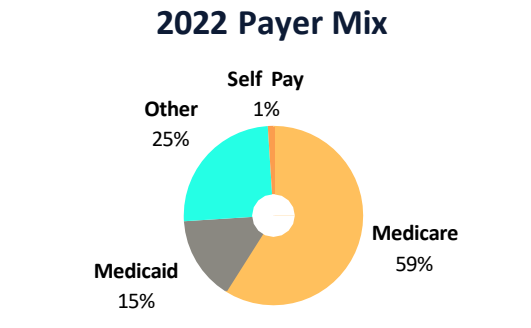
To support recruitment, Olympic offers an in-house training program for MAs, on the job training for Lab Techs, and clinical rotations for nursing students.

Maternal Health

In 2022, 415 Olympic Service Area babies were born in a hospital. 310 of those babies (75%) were born at Olympic Medical Center.

Financial Indicators & Market Share

	2017	2020	2022
Charity Care	2,655,122	2,703,000	2,853,689
Cost of Bad Debt	\$2,313,127	\$2,704,456	\$2,184,397
Net Patient Revenue	173,471,456	204,592,560	234,998,000
Operating Margin	-1.5%	-1.7%	-7.2%
Total Margin (Operations & Taxes)	-1.4%	5.1%	-6.8%
Service Area Inpatient Market Share	57.8%	58.7%	57.0%
Inpt Mkt Share Medicare/caid	59.2%	60.0%	58.4%
Inpt Mkt Share HMO/Commercial	59.1%	52.5%	39.9%



Unless indicated, all data is from CHARS or internal sources.

This publication was made possible by Grant Number U2WRH33326 from the Health Resources and Services Administration (HRSA), an operating division of the U.S. Department of Health and Human Services. Its contents are solely the responsibility of the authors and do not necessarily represent the official views of the HRSA or the U.S. Department of Health and Human Services.

Our Community

Olympic operates two campuses, one in Port Angeles, which includes the hospital, and the second in Sequim. Olympics' service area population grew 10.5% from 2010-2024. By 2029 the population is projected grow an additional 2.8% to be over 70,000 residents.

The Olympic service area is much older than the state, with a median service area age of 50.8 versus 37.7 for Washington State. All of the projected growth in the service area is concentrated in the 65+ cohort, with an additional 12% growth expected between 2024 and 2029. This compares to a 3% decline in the 0-65 cohort during the same timeframe. The Hispanic population is also experiencing strong growth (69% from 2010-2024) and is projected to grow another 24% to be 7% of the population by 2029.

Top Employers

- Olympic Medical Center
- Peninsula College
- McKinley Paper Company
- Clallam County
- Tourism

Community Benefit

- Chronic Disease Management
- Diabetes Education
- Health Education & Screenings
- Healthy Starts for Babies & Moms
- Immunizations
- Obesity Prevention
- Substance Abuse
- Weight Loss Classes

Service Area



Socioeconomic Characteristics



94% of those age 25 and Older are High School Graduates

2% Better than Washington



47% of residents who rent spend more than 30% of income on rent

1% Worse than Washington

Source: American Community Survey



27% of Households with Income Less than 200% of the FPL

17% Worse than Washington



7% are Uninsured

6% Worse than Washington

Health Factors

Adults Who Smoke

12%

10% Higher than Washington

Binge Drinking

17%

1% Higher than Washington

Rate of Obesity

33%

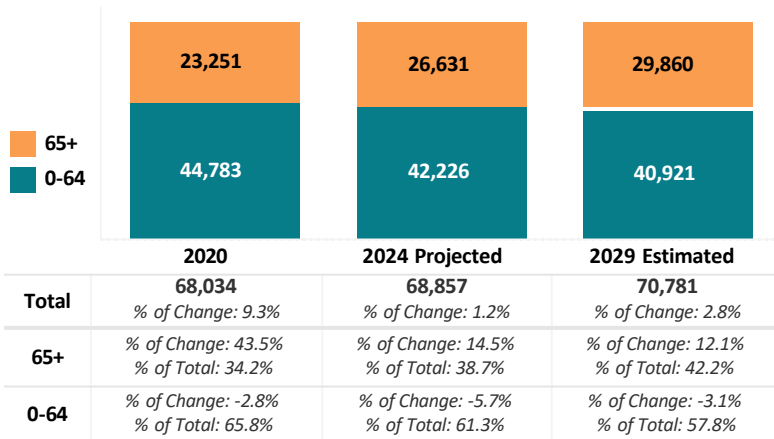
11% Higher than Washington

Adults Who Smoke: Adults who report having smoke 100 or more cigarettes in their lifetime and currently smoke every day or some days.
Binge Drinkers: Males having 5+ drinks on one occasion; females having 4+ or more drinks on one occasion.

Source: BRFSS

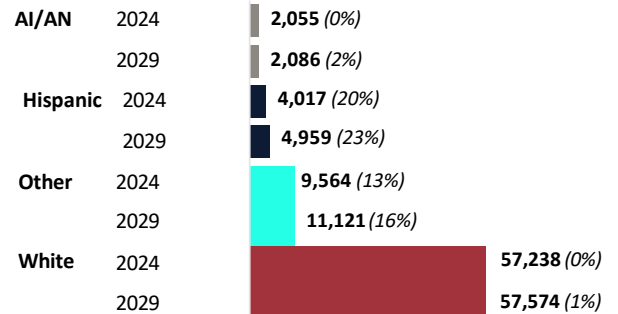
Population

(% Change from Prior Datapoint, 2020 Compared to 2010)



Race & Ethnicity

(% Change from Prior Datapoint, 2024 Compared to 2020)



Hispanic category includes entire Hispanic population regardless of race. Other includes Asian, Black, Native Hawaiian/Pacific Islander, 2+ Races, and Other.
Source: Claritas