

Total Patients Per Day

2017	2020	2022
252	336	412



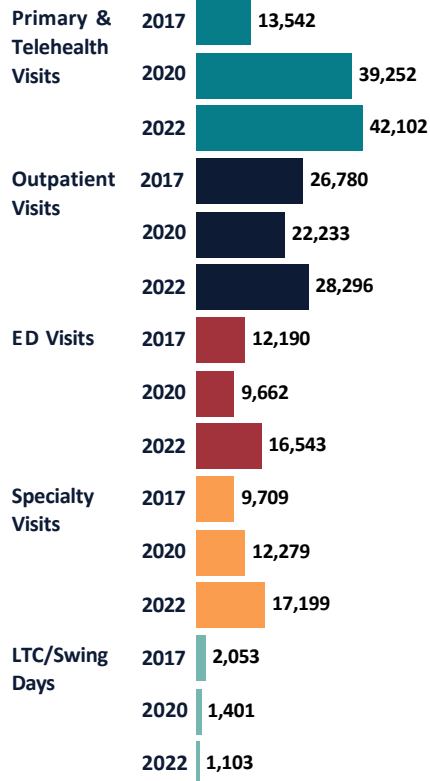
Acute Inpatients Per Day

2017	2020	2022
7.4	6.6	9.4

Services Offered

Ambulance	✓
Behavioral Health	✓
Emergency	✓
Inpatient	✓
Lab	✓
Obstetrics	✓
Palliative Care	✓
Primary Care	✓
Rehabilitation	✓
Specialty	✓

Service Volume



History

Prosser Memorial Health (PMH) has served Prosser and surrounding communities for 75 years. After years of local fundraising, construction began in 1945 on a 19-bed hospital, which opened in 1947. The hospital was dedicated to the memory and service of WW2 veterans. PMH is owned and operated by Prosser Public Hospital District.

After analysis found that building a new hospital was necessary and a more cost-effective approach than renovation, in 2017 PMH purchased 33 acres of land. The new 88,000 square-foot hospital facility is currently under construction, as is a new 14,000 MOB; both will open in 2025. The replacement facility was paid for without asking voters, with sources including a USDA loan, PMH savings, and a capital campaign.

PMH was designated as a Critical Access Hospital in 2002 by meeting the federal and state designation requirements. It is also a member of the Rural Collaborative (TRC), which exists to achieve service excellence through collaboration and innovation.

Today

PMH has experienced rapid growth over the past 5+ years. Today, PMH employs more than 54 providers and operates three primary care clinics and specialty clinics in orthopedics, cardiology, general surgery, urology, ENT/allergy, women's health, dermatology, and GI. PMH has focused on behavioral and physical health integration, incorporating behavioral health providers into existing clinics.

How We Care is not merely a PMH slogan, it reflects the hospital's commitment to delivering high-quality healthcare. PMH has been innovative in its programming. For example, the Community Paramedicine Program provides recovery care to people at higher risk for complications. The Program lowers health care costs, with services including medication review, reinforcement of provider instructions, and disease education, and referral resources that help prevent hospital readmissions.

The cost of Charity Care for the hospital has more than doubled since 2017, from just under \$700,000, to over \$1.4 million in 2022.

Workforce

8% of total budgeted FTEs are unfilled (35.0 FTE). The most pressing unfilled positions today are Rad Techs, RNs, and CNAs.

The top issue impacting PMH's ability to recruit is a lack of qualified candidates.

To support recruitment, PMH offers clinical rotations for nursing and medical students.



10.3K
COVID-19
Vaccines
Administered
Since 2020

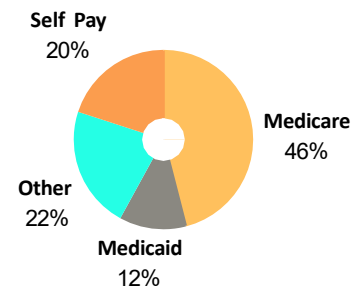
Maternal Health

In 2022, 618 PMH Service Area babies were born in a hospital. 346 babies (56%) were born at PMH, which provides pre/post natal care to Medicaid patients.

Financial Indicators & Market Share

	2017	2020	2022
Charity Care	692,773	771,884	1,446,859
Cost of Bad Debt	\$1,034,366	\$1,439,781	\$1,172,380
Net Patient Revenue	47,220,568	59,413,374	93,713,816
Operating Margin	1.9%	-3.1%	11.0%
Total Margin (Operations & Taxes)	3.2%	4.6%	11.6%
Service Area Inpatient Market Share	24.4%	24.3%	29.4%
Inpt Mkt Share Medicare/caid	19.8%	22.4%	30.6%
Inpt Mkt Share HMO/Commercial	35.5%	19.0%	22.9%

2022 Payer Mix



Unless indicated, all data is from CHARS or internal sources.

This publication was made possible by Grant Number U2WRH33326 from the Health Resources and Services Administration (HRSA), an operating division of the U.S. Department of Health and Human Services. Its contents are solely the responsibility of the authors and do not necessarily represent the official views of the HRSA or the U.S. Department of Health and Human Services.

Our Community

PMH is located in Prosser, the County seat of Benton County in south central Washington, just west of the confluence of the Columbia and Snake Rivers.

The PMH Service Area is growing and aging. The population grew just 1.3% between 2020 and 2024 but is expected to grow another 3% by 2029, resulting in a total population of nearly 45,000. Most growth is occurring in the 65+ population, with another 11% growth expected by 2029. While the under 65 population has been decreasing since 2010, it is expected to increase slightly by 2029 (1.6%).

The PMH Service Area is highly diverse. Hispanic residents currently represent about 59% of the total population, and by 2029 that will increase to 62%.

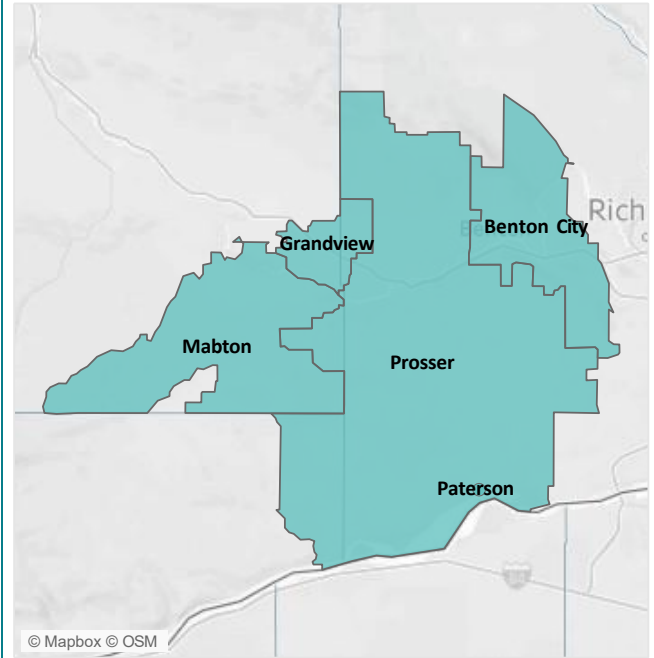
Top Employers

Ste. Michelle Wine Estates
Prosser School District
Prosser Memorial Health
WSU/IAREC
FruitSmart

Community Benefit

- Care Coordination & Transitions
- Chronic Disease Management
- Community Health Worker/Outreach
- CPR Training
- Diabetes Education
- Health Benefits Enrollment
- Health Education & Screenings
- Healthy Starts for Babies & Moms
- Immunizations
- Nutrition and Physical Activity
- Obesity Prevention
- Smoking Cessation

Service Area



Socioeconomic Characteristics



75% of those age 25 and Older are High School Graduates

19% Worse than Washington



38% of Households with Income Less than 200% of the FPL

63% Worse than Washington



31% of residents who rent spend more than 30% of income on rent

33% Better than Washington



16% are Uninsured

150% Worse than Washington

Source: American Community Survey

Health Factors

Adults Who Smoke

12%

10% Higher than Washington

Binge Drinking

9%

47% Lower than Washington

Rate of Obesity

37%

24% Higher than Washington

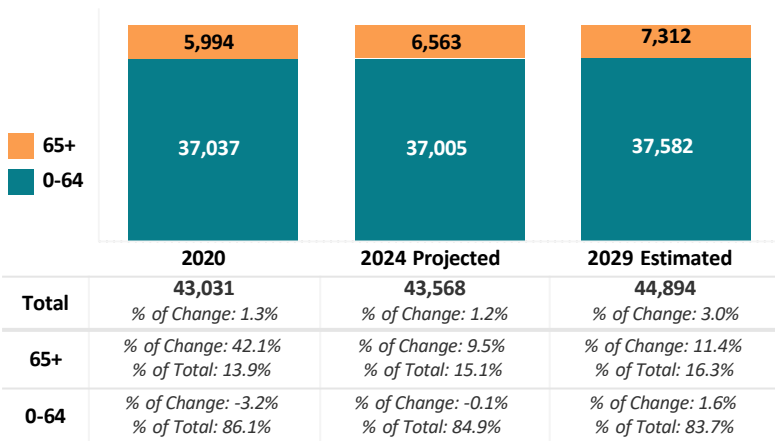
Adults Who Smoke: Adults who report having smoke 100 or more cigarettes in their lifetime and currently smoke every day or some days.

Binge Drinkers: Males having 5+ drinks on one occasion; females having 4+ or more drinks on one occasion.

Source: BRFSS

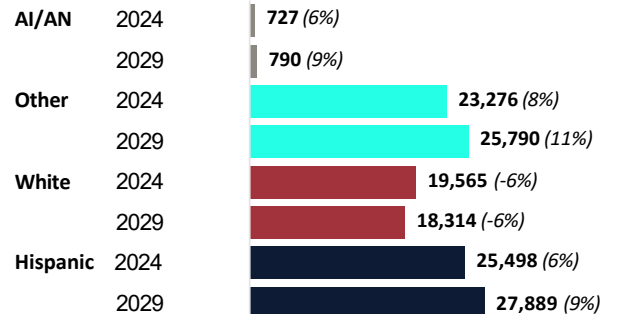
Population

(% Change from Prior Datapoint, 2020 Compared to 2010)



Race & Ethnicity

(% Change from Prior Datapoint, 2024 Compared to 2020)



Hispanic category includes entire Hispanic population regardless of race. Other includes Asian, Black, Native Hawaiian/Pacific Islander, 2+ Races, and Other.

Source: Claritas