

### Total Patients Per Day

2017	2020	2022
433	634	763



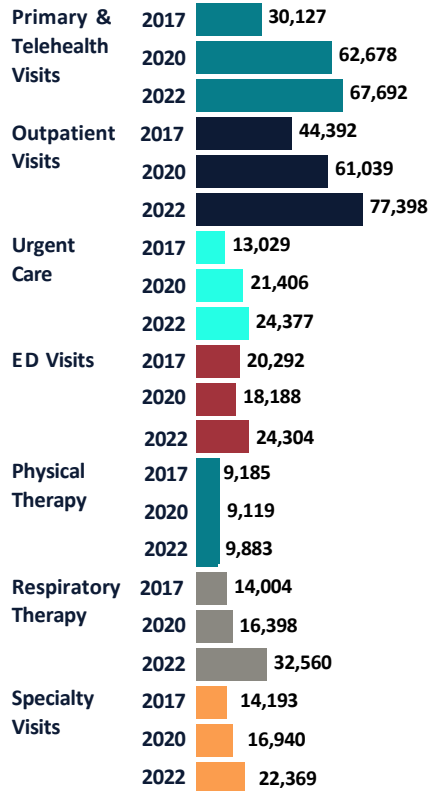
### Acute Inpatients Per Day

2017	2020	2022
24.3	23.3	29.7

### Services Offered

Advanced Imaging	✓
Behavioral Health	✓
Emergency	✓
Imaging	✓
Inpatient	✓
Lab	✓
Obstetrics	✓
Primary Care	✓
Rehabilitation	✓
Specialty	✓
Surgery	✓
Urgent Care	✓

### Service Volume



### History

Grant County Public Hospital District #1, also known as Samaritan Healthcare (Samaritan), was formed in 1947. In 1949, the first hospital opened in a converted barracks. In 1955, a new hospital was constructed using Hill-Burton funds and local taxes. Major expansions occurred in 1980, 1992, and 2002. Samaritan is federally designated as a Sole Community Hospital. Its mission is "all of us, for each of you, every time". Samaritan is one of six contiguous public hospital district members of the Grand Columbia Health Alliance (GCHA). The GCHA exists to support unnecessary outmigration, increase efficiencies and sustainability.

Over the past 7+ years, Samaritan has been actively engaging the community to understand its health care needs and perceptions.

### Today

In response to the community's strong interest in more primary care access and a reduction in unnecessary travel out of area for specialists, Samaritan has recruited more than 30 new providers in the past few years.

Samaritan also had a major assessment of its current hospital buildings which found that the hospital has reached the end of its useful life, and that it would be highly disruptive and more costly to remodel in place than to construct new. In partnership with the community, which voted to pay a portion of the replacement cost, the new hospital is under construction and slated to open in early 2026.

Samaritan's efforts have resulted in a number of national awards. In 2023, Samaritan was awarded a 5-star quality rating by Medicare, only 1 of 8 hospitals in Washington to receive that recognition.

### Workforce

56.4 budgeted FTEs are unfilled. The most pressing unfilled positions today are RNs, Ultrasound Techs, and Respiratory Therapists.

Top issues in recruiting include a lack of qualified candidates, affordable/available housing, and professional and quality of life opportunities for spouses.

To support recruitment, Samaritan offers in-house training for Medical Assistants and Phlebotomists, and clinical rotations for nursing and medical students.



**38.3K**  
COVID-19  
Vaccines  
Administered  
Since 2020

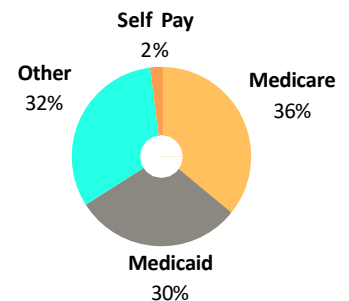
### Maternal Health

In 2022, 719 Samaritan Service Area babies were born in a hospital. 602 babies (84%) were born at Samaritan Healthcare, which provides pre- and post-natal care to Medicaid patients.

### Financial Indicators & Market Share

	2017	2020	2022
Charity Care	873,924	4,625,172	2,994,726
Cost of Bad Debt	\$955,248	\$3,335,794	\$4,331,658
Net Patient Revenue	216,378,955	99,638,694	133,395,403
Operating Margin	2.5%	-4.6%	-3.5%
Total Margin (Operations & Taxes)	6.3%	4.2%	0.8%
Service Area Inpatient Market Share	52.5%	58.1%	60.1%
Inpt Mkt Share Medicare/caid	61.4%	64.1%	60.0%
Inpt Mkt Share HMO/Commercial	50.3%	58.2%	67.8%

### 2022 Payer Mix



Unless indicated, all data is from CHARS or internal sources.

This publication was made possible by Grant Number U2WRH33326 from the Health Resources and Services Administration (HRSA), an operating division of the U.S. Department of Health and Human Services. Its contents are solely the responsibility of the authors and do not necessarily represent the official views of the HRSA or the U.S. Department of Health and Human Services.

## Our Community

Between 2010 and 2020, the Samaritan service area grew at a faster rate (15%) than other rural hospitals on average (9%) and the State at large. An additional 6% of growth is projected by 2029. Clean energy technologies are fueling the growth in Moses Lake; and the influx of new residents continues.

Samaritan is responding to the growth with continued investments in recruitment and retention of providers and work force overall. While the new jobs are generally family wage jobs, the Service Area continues to have one-third of residents earning less than 200% of the federal poverty level (compared to 23% statewide).

## Top Employers

Moses Lake School District  
Samaritan Healthcare  
Genie Industries  
National Frozen Foods  
Moses Lake Industries

## Community Benefit

Chronic Disease Management

CPR Training

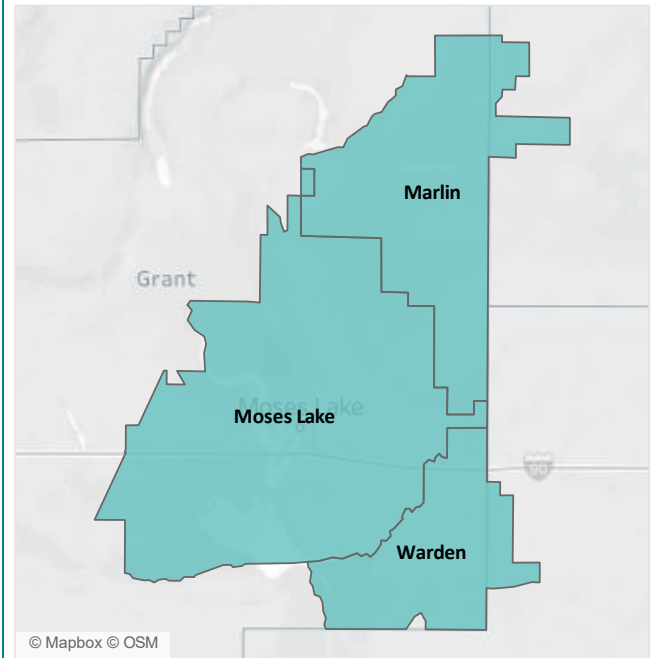
Diabetes Education

Health Education & Screenings

Healthy Starts for Babies & Moms

Nutrition and Physical Activity

## Service Area



## Socioeconomic Characteristics



**86% of those age 25 and Older are High School Graduates**

6% Worse than Washington



**33% of Households with Income Less than 200% of the FPL**

43% Worse than Washington



**43% of residents who rent spend more than 30% of income on rent**

8% Better than Washington



**8% are Uninsured**

31% Worse than Washington

Source: American Community Survey

## Health Factors

Adults Who Smoke

**18%**

63% Higher than Washington

Binge Drinking

**15%**

8% Lower than Washington

Rate of Obesity

**34%**

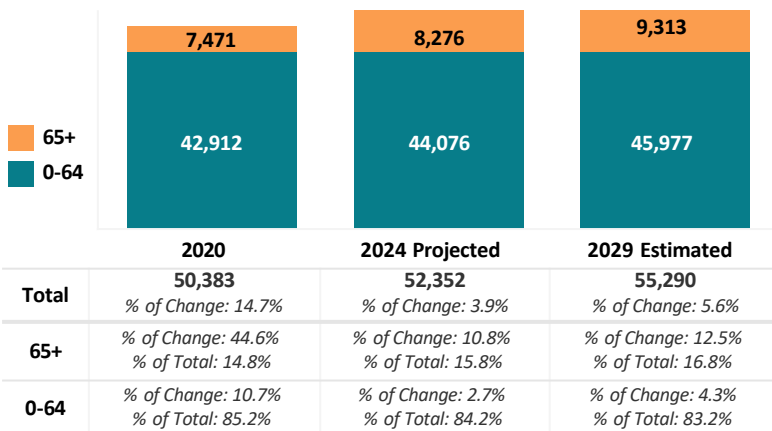
12% Higher than Washington

**Adults Who Smoke:** Adults who report having smoke 100 or more cigarettes in their lifetime and currently smoke every day or some days.  
**Binge Drinkers:** Males having 5+ drinks on one occasion; females having 4+ or more drinks on one occasion.

Source: BRFSS

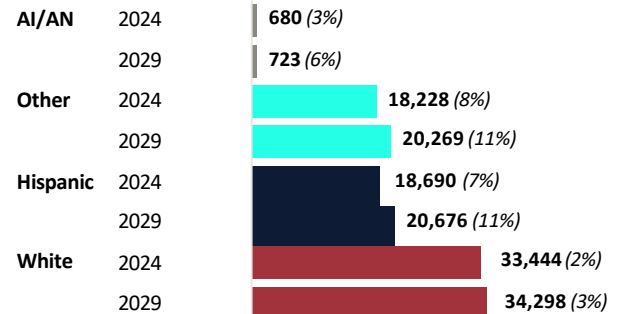
## Population

(% Change from Prior Datapoint, 2020 Compared to 2010)



## Race & Ethnicity

(% Change from Prior Datapoint, 2024 Compared to 2020)



Hispanic category includes entire Hispanic population regardless of race. Other includes Asian, Black, Native Hawaiian/Pacific Islander, 2+ Races, and Other.  
Source: Claritas