

Total Patients Per Day

2017	2020	2022
40	41	59



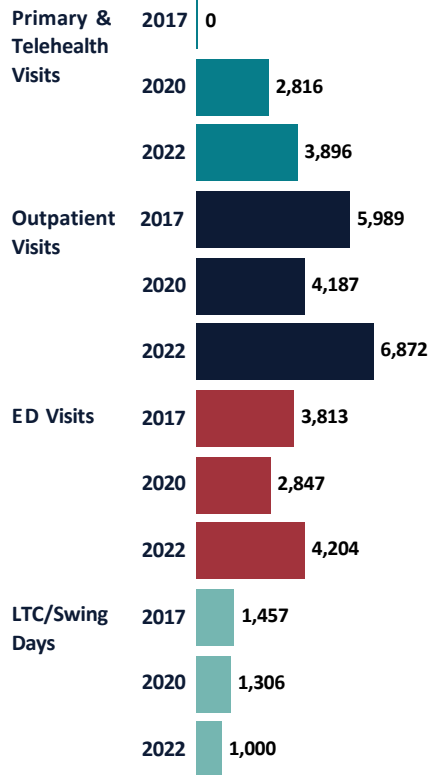
Acute Inpatients Per Day

2017	2020	2022
2.0	1.3	1.8

Services Offered

- Advanced Imaging ✓
- Behavioral Health ✓
- Emergency ✓
- Imaging ✓
- Inpatient ✓
- Lab ✓
- Primary Care ✓
- Rehabilitation ✓
- Surgery ✓
- Swing Bed Program ✓
- TeleHealth ✓

Service Volume



History

Klickitat County Public Hospital District No. 2 was formed in 1950, and Skyline Hospital (Skyline) opened in 1952. It was constructed with Hill-Burton funds and local taxes. A new wing was added in the 1970's, and a 1988 voter-approved project added a surgery suite, an emergency room, physical therapy building, laboratory, and admitting area. A new patient wing and Diagnostic Imaging Center was opened in 2010. Skyline opened its first primary care clinic in 2017, and now offers both primary care and specialty care in its clinics.

Skyline received Critical Access designation in 2002 by meeting the federal and state designation requirements. In 2020, After 68 years of being known as Skyline Hospital – the only independent public hospital in the Gorge – Skyline changed its name to Skyline Health. The new name reflects Skyline's commitment to growth, excellence, and innovation in services. Skyline is a member of the Rural Health Collaborative (TRC), which exists to achieve service excellence through collaboration and innovation.

Today

Today, Skyline provides both primary care and specialty services. Services include Behavioral Health, General Surgery, Infusion Services, and Podiatry. Skyline has also developed a plan to remodel that will provide modern surgical support to the community, allowing patients to receive healthcare close to home, enhancing recovery and rehabilitation, and provide space to recruit providers to meet future community needs.

Skyline has also committed to promoting health equity and has engaged with several organizations in the Gorge to address equity. One example is a collaboration with other local service providers to develop a Community Advisory Council (CAC) to provide input about needs, barriers to service, and tactics to reduce barriers, and to make decisions concerning program priorities.

Workforce

11% of total budgeted FTEs are unfilled (13.5 FTEs). The most pressing unfilled positions today are RNs and NA-Cs.

Top issues in recruiting include budget constraints for unfilled positions, a lack of qualified candidates, affordable/available local housing, childcare, and professional and quality of life opportunities for spouses.

To support recruitment, Skyline offers in-house training for MAs and is exploring clinical rotations for nursing students in 2024.



6.6K
 COVID-19
 Vaccines
 Administered
 Since 2020

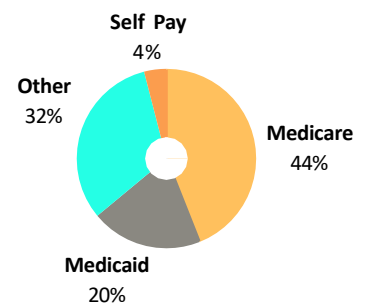
Maternal Health

In 2022, 154 Skyline Service Area babies were born in a hospital. Skyline does not provide OB, and the next closest birthing hospital is located about 64 miles away. Skyline primary care providers provide pre/post natal care to Medicaid patients.

Financial Indicators & Market Share

	2017	2020	2022
Charity Care	96,824	122,803	64,105
Cost of Bad Debt	\$279,745	\$440,607	\$441,576
Net Patient Revenue	17,744,521	16,155,987	21,102,497
Operating Margin	-6.3%	-11.9%	-6.1%
Total Margin (Operations & Taxes)	-9.7%	8.6%	-0.3%
Service Area Inpatient Market Share	18.8%	14.3%	40.0%
Inpt Mkt Share Medicare/caid	43.4%	38.0%	43.2%
Inpt Mkt Share HMO/Commercial	45.7%	22.0%	31.1%

2022 Payer Mix



Unless indicated, all data is from CHARS or internal sources.

This publication was made possible by Grant Number U2WRH33326 from the Health Resources and Services Administration (HRSA), an operating division of the U.S. Department of Health and Human Services. Its contents are solely the responsibility of the authors and do not necessarily represent the official views of the HRSA or the U.S. Department of Health and Human Services.

Our Community

The Skyline service area grew 12.2% between 2020 and 2024 and is expected to grow an additional 6% by 2029. The 65+ population grew at a much faster rate (56%), and in 2024 accounted for 1/3 of the total population. The 65+ population is expected to grow another 19% by 2029.

Hispanic residents represented about 10% of the total population in 2024 and are expected to grow to just over 14% of the population by 2029. The service area includes a portion of the Yakama Indian Nation.

Top Employers

Skyline Hospital
 White Salmon School District
 Sagetech Corporation
 Innovative Composite Engineering
 North Shore Medical Group

Community Benefit

Care Coordination & Transitions

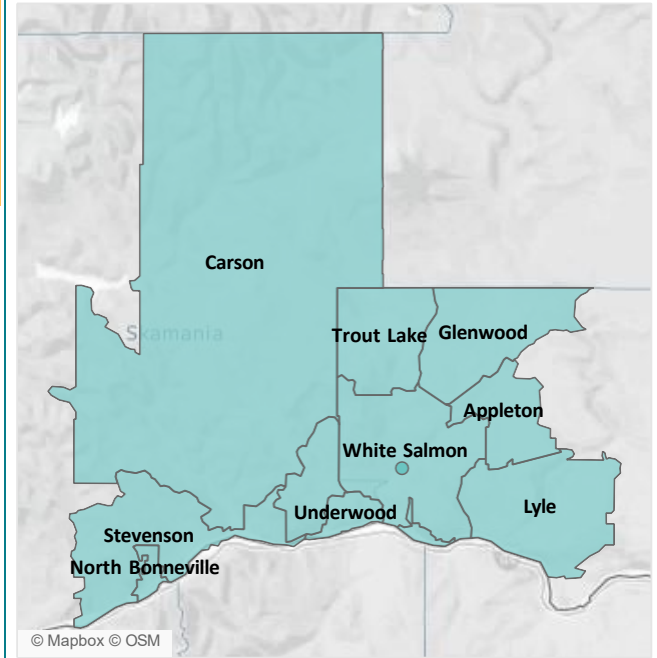
CPR Training

Health Education & Screenings

Immunizations

Nutrition and Physical Activity

Service Area



Socioeconomic Characteristics



90% of those age 25 and Older are High School Graduates

2% Worse than Washington



26% of Households with Income Less than 200% of the FPL

13% Worse than Washington



39% of residents who rent spend more than 30% of income on rent

16% Better than Washington



7% are Uninsured

14% Worse than Washington

Source: American Community Survey

Health Factors

Adults Who Smoke

13%

25% Higher than Washington

Binge Drinking

21%

27% Higher than Washington

Rate of Obesity

26%

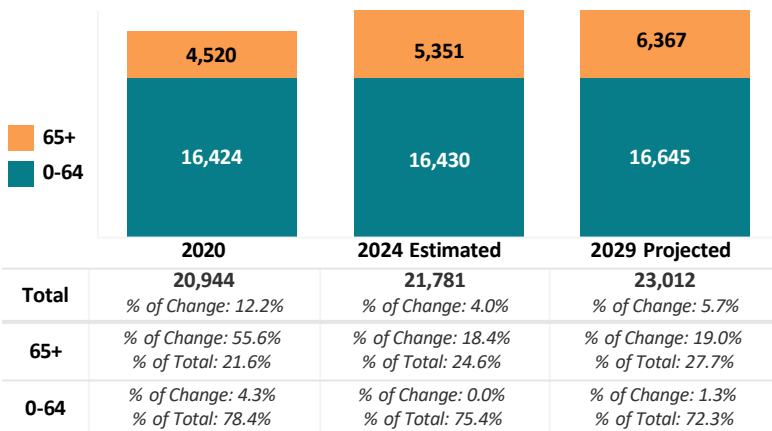
15% Lower than Washington

Adults Who Smoke: Adults who report having smoke 100 or more cigarettes in their lifetime and currently smoke every day or some days.
Binge Drinkers: Males having 5+ drinks on one occasion; females having 4+ or more drinks on one occasion.

Source: BRFSS

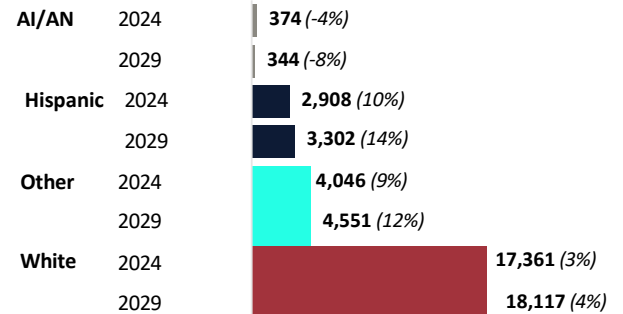
Population

(% Change from Prior Datapoint, 2020 Compared to 2010)



Race & Ethnicity

(% Change from Prior Datapoint, 2024 Compared to 2020)



Hispanic category includes entire Hispanic population regardless of race. Other includes Asian, Black, Native Hawaiian/Pacific Islander, 2+ Races, and Other.
 Source: Claritas