

### Total Patients Per Day

2017	2020	2022
235	283	390



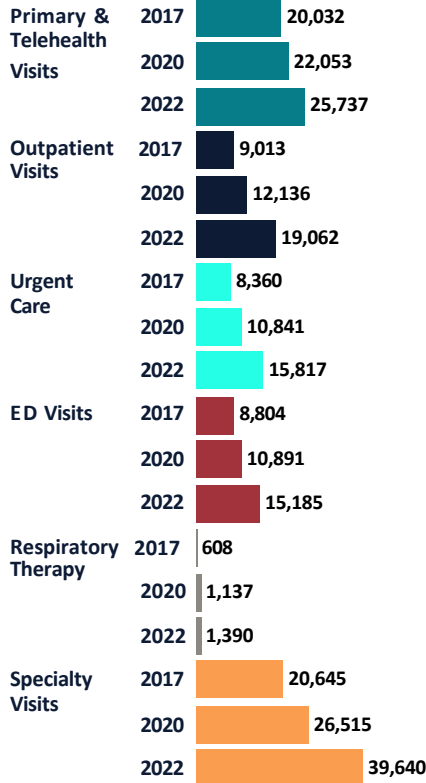
### Acute Inpatients Per Day

2017	2020	2022
12.6	10.9	12.4

### Services Offered

- Advanced Imaging ✓
- Behavioral Health ✓
- Emergency ✓
- Imaging ✓
- Inpatient ✓
- Lab ✓
- Palliative Care ✓
- Primary Care ✓
- Sleep ✓
- Specialty ✓
- Surgery ✓
- Urgent Care ✓

### Service Volume



### History

Tri-State Memorial Hospital, now TriState Health (TriState), was established in 1955 as a community owned hospital. In 2004, TriState was designated as a Critical Access Hospital (CAH) by meeting the federal and state designation requirements in the Washington State Rural Health Plan and the Medicare Conditions of Participation.

Today, TriState is a 25-bed CAH that serves both Asotin County & adjacent Nez Perce County in Idaho. The Hospital has undertaken several construction projects over the recent past to expand outpatient and clinic-based services, including outpatient dialysis and hyperbarics for wound care.

As one of the largest employers in Asotin County, Tri-State is committed to its mission of caring for community and ensuring, "your health is our first priority."

### Today

TriState is part of the Greater Health Now (GHN) Accountable Communities of Health, whose goals are to promote health equity and coordinate regional efforts around social determinants of health through collective impact, workforce development, community-based care coordination, and sustainable and innovative initiatives.

TriState's focus on quality and patient centered care has been recognized nationally in awards including "2016 Top 100 Critical Access Hospitals" and "2017 Best of the West Hospital". TriState was recognized by the Chartis Center of Rural Health and the National Organization of State Offices of Rural Health (NOSORH) for overall excellence in Patient Outcomes, and in 2021, the Hospital earned College of Healthcare Information Management Executives (CHIME) Digital Health Most Wired recognition as a certified level nine establishment.

In 2024, TriState was awarded \$300,000 from the Murdock Charitable Trust for a new mammography unit. Also in 2024, TriState opened a new Urogynecology clinic, the only specialty clinic in the region specializing in innovative female pelvic health medicine.

### Workforce

6.6% of budgeted FTEs are unfilled (35.0 FTE). The most pressing unfilled positions today are CMAs, RNs, and Respiratory Therapists.

Top issues in recruiting include a lack of qualified candidates, candidate salary expectations, and recruiting candidates to a rural area.

To support recruitment, TriState offers in-house training to CNAs and clinical rotations for nursing and medical students.



**17.6K**  
**COVID-19**  
**Vaccines**  
**Administered**  
**Since 2020**

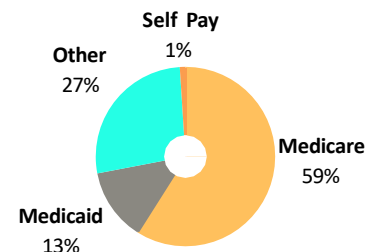
### Maternal Health

In 2022, 59 TriState Service Area babies were born in a hospital. TriState does not provide OB, and the next closest birthing hospital is located about 36 miles away.

### Financial Indicators & Market Share

	2017	2020	2022
Charity Care	844,000	1,922,255	2,428,488
Cost of Bad Debt	\$455,824	\$1,376,797	\$1,259,980
Net Patient Revenue	78,202,288	90,762,905	109,626,464
Operating Margin	5.6%	5.1%	4.5%
Total Margin (Operations & Taxes)	7.7%	7.5%	0.0%
Service Area Inpatient Market Share	52.2%	52.6%	55.5%
Inpt Mkt Share Medicare/caid	56.1%	55.6%	62.5%
Inpt Mkt Share HMO/Commercial	32.9%	33.6%	10.6%

### 2022 Payer Mix



Unless indicated, all data is from CHARS or internal sources.

This publication was made possible by Grant Number U2WRH33326 from the Health Resources and Services Administration (HRSA), an operating division of the U.S. Department of Health and Human Services. Its contents are solely the responsibility of the authors and do not necessarily represent the official views of the HRSA or the U.S. Department of Health and Human Services.

## Our Community

Between 2010 and 2020, the TriState service area grew slower (3%) than the state (15%) or other rural hospitals on average (9%). The 0-64 population also declined 3% between 2010 and 2020, while the 65+ population increased by 29%. By 2029, 0-64 residents are expected to continue to decline, while 65+ grows at a rate of 13%. Hispanic residents represented just over 4% of the total service area population in 2024 but are expected to grow by another 17% by 2029.

Almost 33% of residents earn less than 200% of the federal poverty level (compared to 23% statewide) and 45% of residents spend more than 30% of their income on rent.

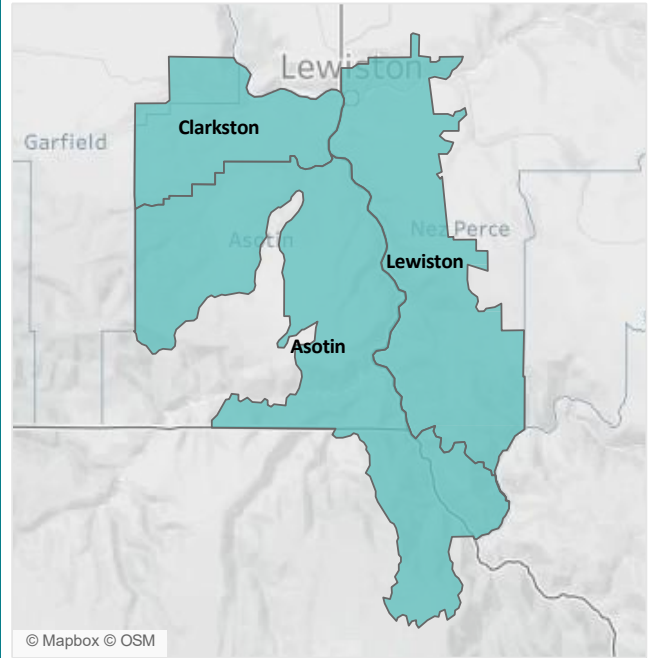
## Top Employers

Schweitzer Engineering Laboratories  
 CCI/Speer  
 Nez Perce Tribe  
 Lewiston School District No. 1  
 St. Joseph Regional Medical Center

## Community Benefit

- Care Coordination & Transitions
- Diabetes Education
- Health Benefits Enrollment
- Health Education & Screenings
- Immunizations
- Nutrition and Physical Activity
- Obesity Prevention
- Weight Loss Classes

## Service Area



## Socioeconomic Characteristics



**93% of those age 25 and Older are High School Graduates**

1% Better than Washington



**33% of Households with Income Less than 200% of the FPL**

43% Worse than Washington



**45% of residents who rent spend more than 30% of income on rent**

3% Better than Washington



**9% are Uninsured**  
 34% Worse than Washington

Source: American Community Survey

## Health Factors

Adults Who Smoke

**19%**

80% Higher than Washington

Binge Drinking

**22%**

32% Higher than Washington

Rate of Obesity

**39%**

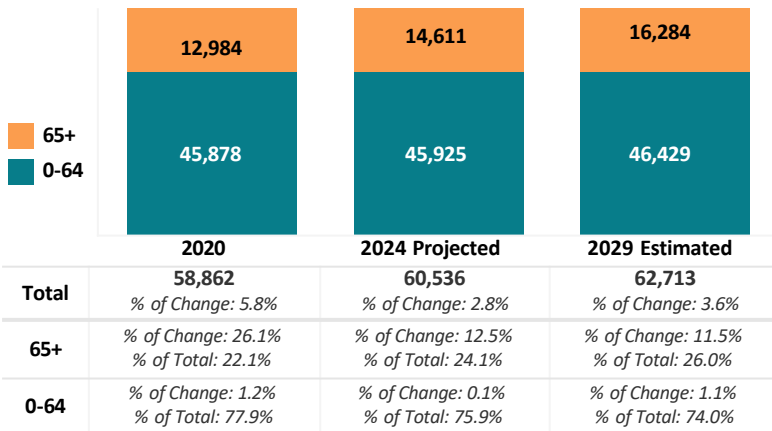
29% Higher than Washington

**Adults Who Smoke:** Adults who report having smoke 100 or more cigarettes in their lifetime and currently smoke every day or some days.  
**Binge Drinkers:** Males having 5+ drinks on one occasion; females having 4+ or more drinks on one occasion.

Source: BRFSS

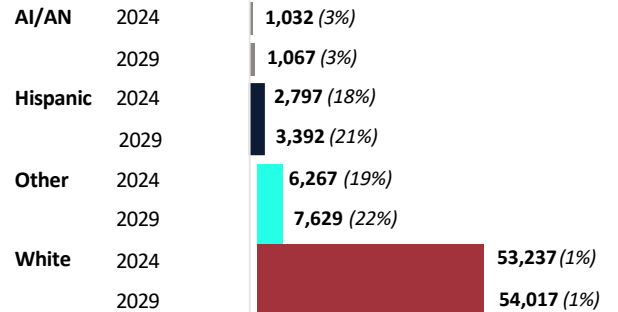
## Population

(% Change from Prior Datapoint, 2020 Compared to 2010)



## Race & Ethnicity

(% Change from Prior Datapoint, 2024 Compared to 2020)



Hispanic category includes entire Hispanic population regardless of race. Other includes Asian, Black, Native Hawaiian/Pacific Islander, 2+ Races, and Other.  
 Source: Claritas