

Total Patients Per Day

2017	2020	2022
65	68	85



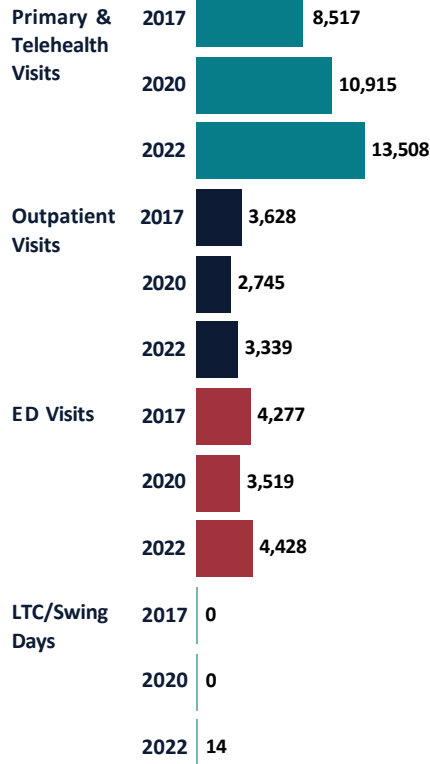
Acute Inpatients Per Day

2017	2020	2022
2.6	1.5	2.5

Services Offered

Emergency	✓
Imaging	✓
Inpatient	✓
Lab	✓
Primary Care	✓
Specialty	✓
Surgery	✓
Urgent Care	✓

Service Volume



History

Public Hospital District No. 1 of Pacific County was formed in 1946 and consisted of both Willapa Harbor Hospital (Willapa) in South Bend and Ocean Beach Hospital in Ilwaco. Willapa's current location was built in 1954 to meet the needs of North Pacific County residents. For a number of reasons, in 1996, Pacific County Public Hospital District No. 2 was created and Willapa Harbor separated from District 1. In 2013, the hospital acquired Pacific Family Health Center and in 2019, the hospital purchased Willapa Family Medicine; the two clinics were combined into a single RHC, known as, Willapa Medical Clinic, and provide the predominance of primary care to District residents.

Willapa Harbor became a critical access hospital in 2000. Also in 2000, the hospital undertook an upgrade and expansion project, which included a new ER and an expansion of the laboratory and admissions area. Willapa is a member of the Washington Rural Health Collaborative (TRC), that exists to support member hospitals to achieve service excellence through collaboration and innovation.

Today

A comprehensive facility assessment conducted by an independent engineering firm found that the infrastructure in the original portions of the hospital are failing, the current building is undersized for current patient demand, let alone new services needed, and the cost and disruption to retrofit or reconstruct the current buildings on site is higher than the cost to build a new replacement hospital. Based on this analysis, the board elected to pursue a new hospital building about 2 miles from the current campus. The selected location allows for more space, improved workflow (efficiencies), new services, increased parking, and improved safety for patients, visitors, and staff. This option also allows the hospital and clinics to maintain revenues during the estimated 30 months of design and construction. Willapa is currently identifying several funding streams including taxpayer support, federal funding, reserves, and grants.

Workforce

10.0 budgeted FTEs are unfilled. The most pressing unfilled positions today are MLT/MTs and RNs.

Top issues in recruiting include an inability to meet salary requirements, and a lack of qualified candidates or access to affordable/available housing.



0.8K
COVID-19
Vaccines
Administered
Since 2020

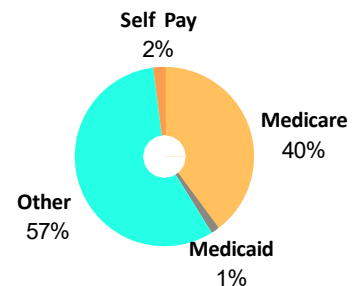
Maternal Health

In 2022, 72 Willapa Harbor Hospital Service Area babies were born in a hospital. Willapa Harbor Hospital does not provide OB, and the next closest birthing hospital is located about 31 miles away.

Financial Indicators & Market Share

	2017	2020	2022
Charity Care	246,810	236,000	768,000
Cost of Bad Debt	\$342,298	\$1,260,601	\$783,140
Net Patient Revenue	19,154,360	19,952,742	25,527,466
Operating Margin	-2.3%	-10.3%	-0.4%
Total Margin (Operations & Taxes)	2.0%	14.2%	7.3%
Service Area Inpatient Market Share	36.4%	23.5%	36.4%
Inpt Mkt Share Medicare/caid	37.2%	22.8%	41.1%
Inpt Mkt Share HMO/Commercial	26.9%	18.4%	21.3%

2022 Payer Mix



Unless indicated, all data is from CHARS or internal sources.

This publication was made possible by Grant Number U2WRH33326 from the Health Resources and Services Administration (HRSA), an operating division of the U.S. Department of Health and Human Services. Its contents are solely the responsibility of the authors and do not necessarily represent the official views of the HRSA or the U.S. Department of Health and Human Services.

Our Community

Willapa's service area encompasses the northern and western parts of Pacific County, including Willapa, Raymond, South Bend, and Tokeland. The service area includes the Shoalwater Tribe, which also provides primary care in the tribal clinic.

The Willapa service area population grew 5.7% between 2010 and 2020 and is projected to grow another 2.6% between 2024 and 2029. All growth is in the 65+ population, which now accounts for 28% of the total population and is expected to grow to over one-third of the population by 2029. Hispanic residents make up about 13.5% of the total population in 2024 and are expected to grow an additional 11% by 2029 to almost 14% of the population.

Willapa residents face greater socio-economic burdens than the rest of the state, with nearly 35% of residents having an income less than 200% of the Federal Poverty Level, and over 40% of all renters spending more than 30% of their income on rent.

Top Employers

Willapa Harbor Hospital
Pacific County
Commercial Fishing
Agriculture
Tourism

Community Benefit

Chronic Disease Management

Diabetes Education

Health Education & Screenings

Immunizations

Obesity Prevention

Service Area



Socioeconomic Characteristics



90% of those age 25 and Older are High School Graduates

2% Worse than Washington



35% of Households with Income Less than 200% of the FPL

52% Worse than Washington



42% of residents who rent spend more than 30% of income on rent

9% Better than Washington



5% are Uninsured

16% Better than Washington

Source: American Community Survey

Health Factors

Adults Who Smoke

14%

34% Higher than Washington

Binge Drinking

12%

29% Lower than Washington

Rate of Obesity

31%

2% Higher than Washington

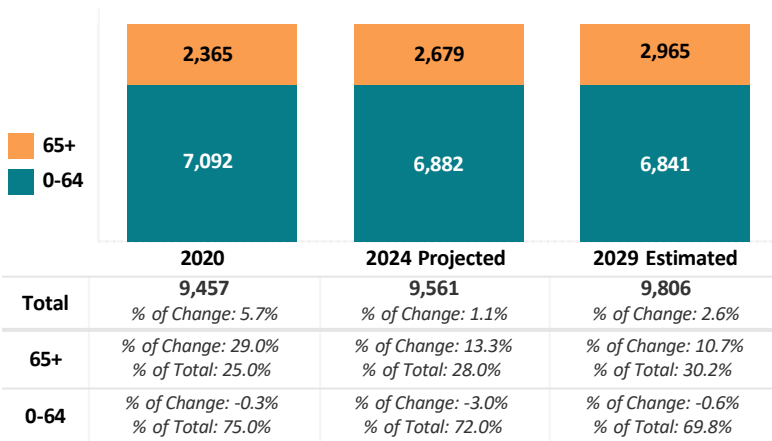
Adults Who Smoke: Adults who report having smoke 100 or more cigarettes in their lifetime and currently smoke every day or some days.

Binge Drinkers: Males having 5+ drinks on one occasion; females having 4+ or more drinks on one occasion.

Source: BRFSS

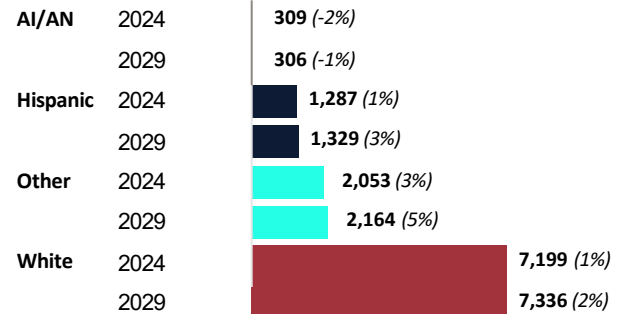
Population

(% Change from Prior Datapoint, 2020 Compared to 2010)



Race & Ethnicity

(% Change from Prior Datapoint, 2024 Compared to 2020)



Hispanic category includes entire Hispanic population regardless of race. Other includes Asian, Black, Native Hawaiian/Pacific Islander, 2+ Races, and Other.

Source: Claritas