

COVER PAGE

The following is the comprehensive hospital staffing
plan for _____ submitted to
the Washington State Department of Health in
accordance with [Revised Code of Washington](#)
[70.41.420](#) for the year _____ .

This area is intentionally left blank

Hospital Staffing Form

Attestation

Date:

I, the undersigned with responsibility for attest that the attached hospital staffing plan and matrix are in accordance with RCW 70.41.420 for , and includes all units covered under our hospital license under RCW 70.41.

As approved by:

Sommer Kleweno-Walley

Hospital Information

Name of Hospital:		
Hospital License #:		
Hospital Street Address:		
City/Town:	State:	Zip code:
Is this hospital license affiliated with more than one location?		Yes No
If "Yes" was selected, please provide the location name and address		
Review Type:	Annual	Review Date:
	Update	Next Review Date:
Effective Date:		
Date Approved:		

Factors Considered in the Development of the Hospital Staffing Plan (check all that apply):

Staffing guidelines adopted or published by national nursing professional associations, specialty nursing organizations, and other health professional organizations

Description:

Terms of applicable collective bargaining agreement

Description:

Relevant state and federal laws and rules including those regarding meal and rest breaks and use of overtime and on-call shifts

Description:

Hospital finances and resources

Description:

Other

Description:

Signature

CEO & Co-chairs Name:	Signature:	Date:
	<i>Sommer Kloweno-Walley</i>	
	<i>Marne J. Faber</i>	
	<i>Melanie Arciaga</i>	

Total Votes	
# of Approvals	# of Denials

Access unit staffing matrices here.

This area is intentionally left blank



DOH 346-154

To request this document in another format, call 1-800-525-0127. Deaf or hard of hearing customers, please call 711 (Washington Relay) or email doh.information@doh.wa.gov.

Fixed Staffing Matrix

Minimum means the minimum number of RNs, LPNs, CNAs, and UAPs per shift based on the average needs of the unit such as patient acuity, staff skill level, and patient care activities. If a unit does not utilize certain staff for that shift please put "0", do not leave it blank.

Unit/ Clinic Name:	1PSB Mental Health and Addiction Services & 5EC Psychiatry Clinic					
Unit/ Clinic Type:	Outpatient psychiatry					
Unit/ Clinic Address:	401 Broadway, 325 9th Ave, Seattle WA 98104					
Effective as of:	07/01/24					
Day of the week						
Day of the week	Shift Type	Shift Length in Hours	Min # of RN's	Min # of LPN's	Min # of CNA's	Min # of UAP's
Monday	Day (8am-4pm)	8	4	0	0	0
Tuesday	Day (8am-4pm)	8	4	0	0	0
Wednesday	Day (8am-4pm)	8	4	0	0	0
Thursday	Day (8am-4pm)	8	5	0	0	0
Friday	Day (8am-4pm)	8	4	0	0	0



DOH 346-154

To request this document in another format, call 1-800-525-0127. Deaf or hard of hearing customers, please call 711 (Washington Relay) or email doh.information@doh.wa.gov.

Unit Information

Additional Care Team Members

Occupation	Shift Coverage			
	Day	Evening	Night	Weekend
PSS	X			
Program Coordinator	X			
Navigator (e.g. Patient, Panel, CCM)	X			
Social Worker	X			
BHIP staff	X			
N Care Mgr (e.g. OBOT, Primary Care)	X			
Mental Health Practitioners	X			
Pharmacists	X			
Providers (Physicians, APPs)	X			

Unit Information

Factors Considered in the Development of the Unit Staffing Plan (Check all that apply):

☐ Activity such as patient admissions, discharges, and transfers

Description:

☒ Patient acuity level, intensity of care needs, and the type of care to be delivered on each shift

Description:

Procedures and treatments done in clinic, and type of clinic (primary care, specialty care).

☒ Skill mix

Description:

Skill mix needed for services provided for patients served by clinic. Mental Health Practitioners (MHPs) are a vital part of the clinic staffing.

--	--

☐ Level of experience of nursing and patient care staff

Description:	

☒ Need for specialized or intensive equipment

Description:	
Procedural equipment for services provided (e.g. eye equipment, scopes, ultrasound, xray, laser, heart monitor, etc)	

☒ Architecture and geography of the unit such as placement of patient rooms, treatment areas, nursing stations, medication preparation areas, and equipment

Description:	
Space available (includes exam rooms)	

☒ Other

Description:	
Providers (physicians and APPs) that are scheduled, volume of patient encounters, demand for services	



DOH 346-154

To request this document in another format, call 1-800-525-0127. Deaf or hard of hearing customers, please call 711 (Washington Relay) or email doh.information@doh.wa.gov.

Fixed Staffing Matrix

Minimum means the minimum number of RNs, LPNs, CNAs, and UAPs per shift based on the average needs of the unit such as patient acuity, staff skill level, and patient care activities. If a unit does not utilize certain staff for that shift please put "0", do not leave it blank.

Unit/ Clinic Name:	After Care					
Unit/ Clinic Type:	Transitional Primary Care					
Unit/ Clinic Address:	1 west clinic, 325 9th ave seattle wa 98104					
Effective as of:	7/1/2024 (APPROVED 6/2023)					
Day of the week						
Day of the week	Shift Type	Shift Length in Hours	Min # of RN's	Min # of LPN's	Min # of CNA's	Min # of UAP's
Monday	Day (8am-4pm)	8	3	0	0	3
Tuesday	Day (8am-4pm)	8	2	0	0	2
Wednesday	Day (8am-4pm)	8	2	0	0	2
Thursday	Day (8am-4pm)	8	2	0	0	2
Friday	Day (8am-4pm)	8	3	0	0	3



DOH 346-154

To request this document in another format, call 1-800-525-0127. Deaf or hard of hearing customers, please call 711 (Washington Relay) or email doh.information@doh.wa.gov.

Unit Information

Additional Care Team Members				
Occupation	Shift Coverage			
	Day	Evening	Night	Weekend
PSS	X			
Social Worker	X			
Dietician	X			
N Care Mgr (e.g. OBOT, Primary Care)	X			
Pharmacists	X			
Providers (Physicians, APPs)	X			

Unit Information

Factors Considered in the Development of the Unit Staffing Plan (Check all that apply):

Activity such as patient admissions, discharges, and transfers

Description:

☒ Patient acuity level, intensity of care needs, and the type of care to be delivered on each shift

Description: Procedures and treatments done in clinic, and type of clinic (primary care, specialty care).

☒ Skill mix

Description: Skill mix needed for services provided for patients served by clinic.

--

Level of experience of nursing and patient care staff

Description: mix of primary and specialty care skills

X Need for specialized or intensive equipment

Description: Procedural equipment for services provided (e.g. eye equipment, scopes, ultrasound, xray, laser, heart monitor, etc)

X Architecture and geography of the unit such as placement of patient rooms, treatment areas, nursing stations, medication preparation areas, and equipment

Description: Space available (includes exam rooms)
--

X Other

Description:
Providers (physicians and APPs) that are scheduled, volume of patient encounters, demand for services



DOH 346-154

To request this document in another format, call 1-800-525-0127. Deaf or hard of hearing customers, please call 711 (Washington Relay) or email doh.information@doh.wa.gov.

Fixed Staffing Matrix

Minimum means the minimum number of RNs, LPNs, CNAs, and UAPs per shift based on the average needs of the unit such as patient acuity, staff skill level, and patient care activities. If a unit does not utilize certain staff for that shift please put "0", do not leave it blank.

Unit/ Clinic Name:	2WC - Madison, Allergy, Infectious Diseases, Hansen's					
Unit/ Clinic Type:	Primary and Specialty Care					
Unit/ Clinic Address:	325 9th Ave, Seattle WA 98104					
Effective as of:	7/1/2024					
Day of the week						
Day of the week	Shift Type	Shift Length in Hours	Min # of RN's	Min # of LPN's	Min # of CNA's	Min # of UAP's
Monday	Day (8am-4pm)	8	7	0	0	7
Tuesday	Day (8am-4pm)	8	6	0	0	7
Wednesday	Day (8am-4pm)	8	6	0	0	7
Thursday	Day (8am-4pm)	8	6	0	0	6
Friday	Day (8am-4pm)	8	7	0	0	6



DOH 346-154

To request this document in another format, call 1-800-525-0127. Deaf or hard of hearing customers, please call 711 (Washington Relay) or email doh.information@doh.wa.gov.

Unit Information

Additional Care Team Members

Occupation	Shift Coverage			
	Day	Evening	Night	Weekend
PSS	X			
Program Coordinator	X			
Navigator (e.g. Patient, Panel, CCM)	X			
Social Worker	X			
BHIP staff	X			
Dietician	X			
Technicians (e.g. sleep, ortho, etc)	X			
N Care Mgr (e.g. OBOT, Primary Care)	X			
Mental Health Practitioner	X			
Pharmacists	X			
Providers (Physicians, APPs)	X			

Unit Information

Factors Considered in the Development of the Unit Staffing Plan (Check all that apply):

☐ Activity such as patient admissions, discharges, and transfers

Description:

☒ Patient acuity level, intensity of care needs, and the type of care to be delivered on each shift

Description: Procedures and treatments done in clinic, and type of clinic (primary care, specialty care etc)

☒ Skill mix

Description: Skill mix needed for services provided for patients served by clinic

☐ Level of experience of nursing and patient care staff

Description:

☒ Need for specialized or intensive equipment

Describe) Procedural equipment for services provided

☒ Architecture and geography of the unit such as placement of patient rooms, treatment areas, nursing stations, medication preparation areas, and equipment

Description:

space available, including exam rooms

☒ Other

Description:

Providers (Physicians and APPs) that are scheduled according to volumes of patient encounters and demand for services.



DOH 346-154

To request this document in another format, call 1-800-525-0127. Deaf or hard of hearing customers, please call 711 (Washington Relay) or email doh.information@doh.wa.gov.

Fixed Staffing Matrix

Minimum means the minimum number of RNs, LPNs, CNAs, and UAPs per shift based on the average needs of the unit such as patient acuity, staff skill level, and patient care activities. If a unit does not utilize certain staff for that shift please put "0", do not leave it blank.

Unit/ Clinic Name:	3rd Ave Clinic					
Unit/ Clinic Type:	Primary Care					
Unit/ Clinic Address:	2028 3rd Avenue, Seattle WA 98121					
Effective as of:	07/01/24					
Day of the week						
Day of the week	Shift Type	Shift Length in Hours	Min # of RN's	Min # of LPN's	Min # of CNA's	Min # of UAP's
Monday	Day (8am-4pm)	8	1	0	0	0
Tuesday	Day (8am-4pm)	8	1	0	0	0
Wednesday	Day (8am-4pm)	8	1	0	0	0
Thursday	Day (8am-4pm)	8	1	0	0	0
Friday	Day (8am-4pm)	8	1	0	0	0

Unit Information

Additional Care Team Members

Occupation	Shift Coverage			
	Day	Evening	Night	Weekend
PSS	X			
Program Coordinator	X			
Social Worker	X			
Dietician	X			
Mental Health Practitioner	X			
Pharmacists	X			
Providers (Physicians, APPs)	X			

Unit Information

Factors Considered in the Development of the Unit Staffing Plan (Check all that apply):

☐ Activity such as patient admissions, discharges, and transfers

Description:

☒ Patient acuity level, intensity of care needs, and the type of care to be delivered on each shift

Description:

Procedures and treatments done in clinic, and type of clinic (primary care, specialty care).

☒ Skill mix

Description:

Skill mix needed for services provided for patients served by clinic.

--	--

☐ Level of experience of nursing and patient care staff

Description:	

☒ Need for specialized or intensive equipment

Description:	
Procedural equipment for services provided (e.g. eye equipment, scopes, ultrasound, xray, laser, etc)	

☒ Architecture and geography of the unit such as placement of patient rooms, treatment areas, nursing stations, medication preparation areas, and equipment

Description:	
Space available (includes exam rooms)	

☒ Other

Description:	
Providers (physicians and APPs) that are scheduled, volume of patient encounters, demand for services. On Mondays, ANM RN from Pioneer Square Clinic spends part of time with 3rd Ave Clinic.	



DOH 346-154

To request this document in another format, call 1-800-525-0127. Deaf or hard of hearing customers, please call 711 (Washington Relay) or email doh.information@doh.wa.gov.

Fixed Staffing Matrix

Minimum means the minimum number of RNs, LPNs, CNAs, and UAPs per shift based on the average needs of the unit such as patient acuity, staff skill level, and patient care activities. If a unit does not utilize certain staff for that shift please put "0", do not leave it blank.

Unit/ Clinic Name:	Sleep Medicine-4NJB					
Unit/ Clinic Type:	Sleep Specialty Out Patient Clinic					
Unit/ Clinic Address:	908 Jefferson Street, 4th Floor, Seattle WA 98104					
Effective as of:	7/1/2024 (APPROVED 2023)					
Day of the week						
Day of the week	Shift Type	Shift Length in Hours	Min # of RN's	Min # of LPN's	Min # of CNA's	Min # of UAP's
Monday	Day (8am-4pm)	8	1	0	0	1
Tuesday	Day (8am-4pm)	8	1	0	0	1
Wednesday	Day (8am-4pm)	8	1	0	0	1
Thursday	Day (8am-4pm)	8	1	0	0	1
Friday	Day (8am-4pm)	8	1	0	0	1



DOH 346-154

To request this document in another format, call 1-800-525-0127. Deaf or hard of hearing customers, please call 711 (Washington Relay) or email doh.information@doh.wa.gov.

Unit Information

Additional Care Team Members

Occupation	Shift Coverage			
	Day	Evening	Night	Weekend
PSS	X			
Program Coordinator	X			
Patient Care Coordinator	X			
Social Worker	X			
Technicians (e.g. sleep, ortho,etc)	X (Sleep Techs)	X	X	X
Providers (Physicians, APPs)	X			

Unit Information

Factors Considered in the Development of the Unit Staffing Plan
(Check all that apply):

☐ Activity such as patient admissions, discharges, and transfers

Description:

☒ Patient acuity level, intensity of care needs, and the type of care to be delivered on each shift

Description:

Procedures and treatments done in clinic, and type of clinic (primary care, specialty care).

☒ Skill mix

Description:

Skill mix needed for services provided for patients served by clinic

☐ Level of experience of nursing and patient care staff

Description:

☒ Need for specialized or intensive equipment

Description:

Procedural equipment for services provided (e.g. eye equipment, scopes, ultrasound, xray, laser, heart monitor, etc)

☒ Architecture and geography of the unit such as placement of patient rooms, treatment areas, nursing stations, medication preparation areas, and equipment

Description:

Space available (includes exam rooms)

☒ Other

Description:

Providers (physicians and APPs) that are scheduled, volume of patient encounters, demand for services



DOH 346-154

To request this document in another format, call 1-800-525-0127. Deaf or hard of hearing customers, please call 711 (Washington Relay) or email doh.information@doh.wa.gov.

Fixed Staffing Matrix

Minimum means the minimum number of RNs, LPNs, CNAs, and UAPs per shift based on the average needs of the unit such as patient acuity, staff skill level, and patient care activities. If a unit does not utilize certain staff for that shift please put "0", do not leave it blank.

Unit/ Clinic Name:	3WC Medical Specialties					
Unit/ Clinic Type:	Dermatology, Occupational Medicine and Rheumatology					
Unit/ Clinic Address:	3-West Clinic, 325 9th Ave, MS 359860, Seattle, WA 98104					
Effective as of:	7/1/2024 (approved 6/2023)					
Day of the week						
Day of the week	Shift Type	Shift Length in Hours	Min # of RN's	Min # of LPN's	Min # of CNAs	Min # of UAP's
Monday	Day (8am-4pm)	8	3	0	0	4
Tuesday	Day (8am-4pm)	8	3	0	0	4
Wednesday	Day (8am-4pm)	8	3	0	0	4
Thursday	Day (8am-4pm)	8	3	0	0	4
Friday	Day (8am-4pm)	8	3	0	0	4



DOH 346-154

To request this document in another format, call 1-800-525-0127. Deaf or hard of hearing customers, please call 711 (Washington Relay) or email doh.information@doh.wa.gov.

Unit Information

Additional Care Team Members				
Occupation	Shift Coverage			
	Day	Evening	Night	Weekend
PSS	X			
Program Coordinator	X			
Social Worker	X			
Technicians (e.g. sleep, ortho,etc)	X			
Pharmacists	X			
Providers (Physicians, APPs)	X			

Unit Information

**Factors Considered in the Development of the Unit Staffing Plan
(Check all that apply):**

☐

Activity such as patient admissions, discharges, and transfers

Description:

--

☒

Patient acuity level, intensity of care needs, and the type of care to be delivered on each shift

Description:

Procedures and treatments done in clinic, and type of clinic (primary care, specialty care).

--

☒

Skill mix

Description:

Skill mix needed for services provided for patients served by clinic.

--

☐

Level of experience of nursing and patient care staff

Description:

☒ Need for specialized or intensive equipment

Description:

Procedural equipment for services provided (e.g. eye equipment, scopes, ultrasound, xray, laser, heart monitor, etc)

☒ Architecture and geography of the unit such as placement of patient rooms, treatment areas, nursing stations, medication preparation areas, and equipment

Description:

Space available (includes exam rooms)

☒ Other

Description:

Providers (physicians and APPs) that are scheduled, volume of patient encounters, demand for services

[illegible]



DOH 346-154

To request this document in another format, call 1-800-525-0127. Deaf or hard of hearing customers, please call 711 (Washington Relay) or email doh.information@doh.wa.gov.

Fixed Staffing Matrix

Minimum means the minimum number of RNs, LPNs, CNAs, and UAPs per shift based on the average needs of the unit such as patient acuity, staff skill level, and patient care activities. If a unit does not utilize certain staff for that shift please put "0", do not leave it blank.

Unit/ Clinic Name:	4-West Surgical Specialties Clinic					
Unit/ Clinic Type:	OMFS, OTO, EPI					
Unit/ Clinic Address:	4-West Clinic, 325 9th Ave, MS 359860, Seattle, WA 98104					
Effective as of:	7/1/2024 (APPROVED 6/2023)					
Day of the week						
Day of the week	Shift Type	Shift Length in Hours	Min # of RN's	Min # of LPN's	Min # of CNAs	Min # of UAP's
Monday	Day (8am-4pm)	8	5	0	0	5
Tuesday	Day (8am-4pm)	8	5	0	0	5
Wednesday	Day (8am-4pm)	8	5	0	0	5
Thursday	Day (8am-4pm)	8	5	0	0	5
Friday	Day (8am-4pm)	8	5	0	0	5

Unit Information

Additional Care Team Members

Occupation	Shift Coverage			
	Day	Evening	Night	Weekend
PSS	X			
Program Coordinator	X			
Patient Care Coordinator	X			
Social Worker	X			
Technicians (e.g. sleep, ortho, etc)	Dental Assistants counted with UAPs			
Pharmacists	X			
Providers (Physicians, APPs)	X			

Unit Information

Factors Considered in the Development of the Unit Staffing Plan (Check all that apply):

☐ Activity such as patient admissions, discharges, and transfers

Description:

☒ Patient acuity level, intensity of care needs, and the type of care to be delivered on each shift

Description:

Procedures and treatments done in clinic, and type of clinic (primary care, specialty care).

☒ Skill mix

Description:

Skill mix needed for services provided for patients served by clinic. (UAPs are Dental Assistants and MA)

--	--

☒ Level of experience of nursing and patient care staff

Description: experience specific to the surgical specialty	
---	--

☒ Need for specialized or intensive equipment

Description: Procedural equipment for services provided (e.g. eye equipment, scopes, ultrasound, xray,Dental, EEG laser, heart monitor, etc)	
---	--

☒ Architecture and geography of the unit such as placement of patient rooms, treatment areas, nursing stations, medication preparation areas, and equipment

Description: Space available (includes exam rooms)	
---	--

☒ Other

Description: Providers (physicians and APPs) that are scheduled, volume of patient encounters, demand for services	
---	--



DOH 346-154

To request this document in another format, call 1-800-525-0127. Deaf or hard of hearing customers, please call 711 (Washington Relay) or email doh.information@doh.wa.gov.

Fixed Staffing Matrix

Minimum means the minimum number of RNs, LPNs, CNAs, and UAPs per shift based on the average needs of the unit such as patient acuity, staff skill level, and patient care activities. If a unit does not utilize certain staff for that shift please put "0", do not leave it blank.

Unit/ Clinic Name:	5NJB Specialty Clinics:					
Unit/ Clinic Type:	Neurosurgery, Surgical Spine, Sports Medicine, Stroke					
Unit/ Clinic Address:	908 Jefferson St, Seattle WA 98103					
Effective as of:	7.1.24 (APPROVED 6/ 2023)					
Day of the week						
Day of the week	Shift Type	Shift Length in Hours	Min # of RN's	Min # of LPN's	Min # of CNA's	Min # of UAP's
Monday	Day (8am-4pm)	8	6	0	0	8
Tuesday	Day (8am-4pm)	8	6	0	0	8
Wednesday	Day (8am-4pm)	8	6	0	0	8
Thursday	Day (8am-4pm)	8	6	0	0	8
Friday	Day (8am-4pm)	8	6	0	0	8

Unit Information

Additional Care Team Members 5NJB

Occupation	Shift Coverage			
	Day	Evening	Night	Weekend
PSS	X			
Program Coordinator	X			
Patient Care Coordinator	X			
Social Worker	X			
Pharmacists	X			
Providers (Physicians, APPs)	X			

Unit Information

**Factors Considered in the Development of the Unit Staffing Plan
(Check all that apply):**

Activity such as patient admissions, discharges, and transfers

- X Patient acuity level, intensity of care needs, and the type of care to be delivered on each shift
Procedures and treatments done in clinic, and type of clinic (primary care, specialty care).

- X Skill mix
Skill mix needed for services provided for patients served by clinic.

Level of experience of nursing and patient care staff

- X Need for specialized or intensive equipment
Knowledge of Neurological conditions, surgical interventions and possible complications from surgery.Procedural equipment for services provided (e.g. eye equipment, scopes, ultrasound, xray, laser, heart monitor, etc)

- X Architecture and geography of the unit such as placement of patient rooms, treatment areas, nursing stations, medication preparation areas, and equipment
Space available (includes exam , radiology and procedure areas and exam rooms

X Other

Providers (physicians and APPs) that are scheduled, volume of patient encounters, demand for services



DOH 346-154

To request this document in another format, call 1-800-525-0127. Deaf or hard of hearing customers, please call 711 (Washington Relay) or email doh.information@doh.wa.gov.

Fixed Staffing Matrix

Minimum means the minimum number of RNs, LPNs, CNAs, and UAPs per shift based on the average needs of the unit such as patient acuity, staff skill level, and patient care activities. If a unit does not utilize certain staff for that shift please put "0", do not leave it blank.

Unit/ Clinic Name:	6NJB Hand, Peripheral Nerve, Foot and Ankle and Podiatry Clinic					
Unit/ Clinic Type:	Surgical					
Unit/ Clinic Address:	6NJB, 325 9th ave seattle wa 98104					
Effective as of:	7/1/2024 (APPROVED 6/2023)					
Day of the week						
Day of the week	Shift Type	Shift Length in Hours	Min # of RN's	Min # of LPN's	Min # of CNA's	Min # of UAP's
Monday	Day (8am-4pm)	8	4	0	0	4
Tuesday	Day (8am-4pm)	8	4	0	0	4
Wednesday	Day (8am-4pm)	8	4	0	0	4
Thursday	Day (8am-4pm)	8	4	0	0	4
Friday	Day (8am-4pm)	8	4	0	0	4



DOH 346-154

To request this document in another format, call 1-800-525-0127. Deaf or hard of hearing customers, please call 711 (Washington Relay) or email doh.information@doh.wa.gov.

Unit Information

Additional Care Team Members

Occupation	Shift Coverage			
	Day	Evening	Night	Weekend
PSS	X			
Program Coordinator	X			
Patient Care Coordinator	X			
Social Worker	X			
Technicians (e.g. sleep, ortho, etc)	X(Ortho Tech counted as MAs)			
Pharmacists	X			
Rehab Therapists (OT, PT, Speech, etc)	X			
Providers (Physicians, APPs)	X			

Unit Information

**Factors Considered in the Development of the Unit Staffing Plan
(Check all that apply):**

☐

Activity such as patient admissions, discharges, and transfers

Description:

☒

Patient acuity level, intensity of care needs, and the type of care to be delivered on each shift

Description:

Procedures and treatments done in clinic, and type of clinic (primary care, specialty care).

☒

Skill mix

Description:

Skill mix needed for services provided for patients served by clinic.

☒

Level of experience of nursing and patient care staff

Description:

Ortho background and knowledge

☒ Need for specialized or intensive equipment

Description:

Procedural equipment for services provided (e.g. eye equipment, scopes, ultrasound, xray, laser, heart monitor, etc).
Ortho Techs are certified by national organization.

☒ Architecture and geography of the unit such as placement of patient rooms, treatment areas, nursing stations, medication preparation areas, and equipment

Description:

Space available (includes exam rooms), Cast Room, In-clinic Radiology. Therapy immediately adjace

☒ Other

Description:

Providers (physicians and APPs) that are scheduled, volume of patient encounters, demand for services

--	--



DOH 346-154

To request this document in another format, call 1-800-525-0127. Deaf or hard of hearing customers, please call 711 (Washington Relay) or email doh.information@doh.wa.gov.

Fixed Staffing Matrix

Minimum means the minimum number of RNs, LPNs, CNAs, and UAPs per shift based on the average needs of the unit such as patient acuity, staff skill level, and patient care activities. If a unit does not utilize certain staff for that shift please put "0", do not leave it blank.

Unit/ Clinic Name:	Eye Institute					
Unit/ Clinic Type:	Ophthalmology					
Unit/ Clinic Address:	908 Jefferson St., 7th Floor, Seattle WA					
Effective as of:	07/01/24					
Day of the week						
Day of the week	Shift Type	Shift Length in Hours	Min # of RN's	Min # of LPN's	Min # of CNA's	Min # of UAP's
Monday	Day (8am-4pm)	8	4	0	0	0
Tuesday	Day (8am-4pm)	8	4	0	0	0
Wednesday	Day (8am-4pm)	8	4	0	0	0
Thursday	Day (8am-4pm)	8	4	0	0	0
Friday	Day (8am-4pm)	8	4	0	0	0



DOH 346-154

To request this document in another format, call 1-800-525-0127. Deaf or hard of hearing customers, please call 711 (Washington Relay) or email doh.information@doh.wa.gov.

Unit Information

Additional Care Team Members

Occupation	Shift Coverage			
	Day	Evening	Night	Weekend
PSS	X			
Program Coordinator	X			
Patient Care Coordinator	X			
Social Worker	X			
Technicians (e.g. sleep, ortho, etc)	X (counted with UAPs)			
Pharmacists	X			
Providers (Physicians, APPs)	X			

Unit Information

**Factors Considered in the Development of the Unit Staffing Plan
(Check all that apply):**

☐

Activity such as patient admissions, discharges, and transfers

Description:

--

☒

Patient acuity level, intensity of care needs, and the type of care to be delivered on each shift

Description:

Procedures and treatments done in clinic, and type of clinic (primary care, specialty care).

--

☒

Skill mix

Description:

Skill mix needed for services provided for patients served by clinic.

--

☒

Level of experience of nursing and patient care staff

Description:

☒ Need for specialized or intensive equipment

Description:

Procedural equipment for services provided (e.g. eye equipment, scopes, ultrasound, xray, laser, heart monitor, etc)

☒ Architecture and geography of the unit such as placement of patient rooms, treatment areas, nursing stations, medication preparation areas, and equipment

Description:

Space available (includes exam rooms)

☒ Other

Description:

Providers (physicians and APPs) that are scheduled, volume of patient encounters, demand for services



DOH 346-154

To request this document in another format, call 1-800-525-0127. Deaf or hard of hearing customers, please call 711 (Washington Relay) or email doh.information@doh.wa.gov.

Fixed Staffing Matrix

Minimum means the minimum number of RNs, LPNs, CNAs, and UAPs per shift based on the average needs of the unit such as patient acuity, staff skill level, and patient care activities. If a unit does not utilize certain staff for that shift please put "0", do not leave it blank.

Unit/ Clinic Name:	8CT Burn & Plastic Suregery Clinic					
Unit/ Clinic Type:	Specialty Surgical Clinic					
Unit/ Clinic Address:	325 9th Avenue, Seattle WA 98104					
Effective as of:	7/1/2024					
Day of the week						
Day of the week	Shift Type	Shift Length in Hours	Min # of RN's	Min # of LPN's	Min # of CNA's	Min # of UAP's
Monday	Day (8am-4pm)	8	6	0	0	2
Tuesday	Day (8am-4pm)	8	6	0	0	2
Wednesday	Day (8am-4pm)	8	6	0	0	2
Thursday	Day (8am-4pm)	8	6	0	0	2
Friday	Day (8am-4pm)	8	6	0	0	2



DOH 346-154

To request this document in another format, call 1-800-525-0127. Deaf or hard of hearing customers, please call 711 (Washington Relay) or email doh.information@doh.wa.gov.

Unit Information

Additional Care Team Members

Occupation	Shift Coverage			
	Day	Evening	Night	Weekend
PSS	X			
Program Coordinator	X			
Patient Care Coordinator	X			
Social Worker	X			
Dietician	X			
Technicians (e.g. sleep, ortho, etc)	X			
Pharmacists	X			
Therapists (OT, PT, Speech, Vocational)	X			
Providers (Physicians, APPs)	X			

Unit Information

Factors Considered in the Development of the Unit Staffing Plan (Check all that apply):

Activity such as patient admissions, discharges, and transfers

Description:

☒ Patient acuity level, intensity of care needs, and the type of care to be delivered on each shift

Description: Procedures and treatments done in clinic, and type of clinic (primary care, specialty care).

☒ Skill mix

Description: Skill mix needed for services provided for patients served by clinic.

X Level of experience of nursing and patient care staff

Description:

X Need for specialized or intensive equipment

Description: Procedural equipment for services provided.

X Architecture and geography of the unit such as placement of patient rooms, treatment areas, nursing stations, medication preparation areas, and equipment

Description: Space available (includes exam and procedure rooms)

X Other

Description: Providers (physicians and APPs) that are scheduled, volume of patient encounters, demand for services.



DOH 346-154

To request this document in another format, call 1-800-525-0127. Deaf or hard of hearing customers, please call 711 (Washington Relay) or email doh.information@doh.wa.gov.

Fixed Staffing Matrix

Minimum means the minimum number of RNs, LPNs, CNAs, and UAPs per shift based on the average needs of the unit such as patient acuity, staff skill level, and patient care activities. If a unit does not utilize certain staff for that shift please put "0", do not leave it blank.

Unit/ Clinic Name:	9NJB Specialties Clinics					
Unit/ Clinic Type:	Surgical and Non Surgical - Rehab Medicine, EMG, Post Covid, Neurology, Ger					
Unit/ Clinic Address:	908 Jefferson Street 9th Floor Seattle, WA 98104					
Effective as of:	7/1/2024 (APPROVED June/2023)					
Day of the week						
Day of the week	Shift Type	Shift Length in Hours	Min # of RN's	Min # of LPN's	Min # of CNA's	Min # of UAP's
Monday	Day (8am-4pm)	8	8	0	0	7
Tuesday	Day (8am-4pm)	8	7	0	0	7
Wednesday	Day (8am-4pm)	8	8	0	0	7
Thursday	Day (8am-4pm)	8	8	0	0	7
Friday	Day (8am-4pm)	8	7	0	0	7



DOH 346-154

To request this document in another format, call 1-800-525-0127. Deaf or hard of hearing customers, please call 711 (Washington Relay) or email doh.information@doh.wa.gov.

Unit Information

Additional Care Team Members

Occupation	Shift Coverage			
	Day	Evening	Night	Weekend
PSS	X			
Program Coordinator	X			
Patient Care Coordinator	X			
Social Worker	X			
Dietician	X			
Technicians (e.g. sleep, ortho, etc)	X			
Mental Health Practitioner	X			
Pharmacists	X			
Rehab Therapists (OT, PT, Speech, etc)	X			
Providers (Physicians, APPs)	X			

Unit Information

**Factors Considered in the Development of the Unit Staffing Plan
(Check all that apply):**

☐

Activity such as patient admissions, discharges, and transfers

Description:

☒

Patient acuity level, intensity of care needs, and the type of care to be delivered on each shift

Description:

Procedures and treatments done in clinic, and type of clinic (primary care, specialty care).

☒

Skill mix

Description:

Skill mix needed for services provided for patients served by clinic.

☒

Level of experience of nursing and patient care staff

Description:

Knowledge regarding specialties served by the clinics

☒ Need for specialized or intensive equipment

Description:

Procedural equipment for services provided (e.g. eye equipment, scopes, ultrasound, xray, laser, heart monitor, etc)

☒ Architecture and geography of the unit such as placement of patient rooms, treatment areas, nursing stations, medication preparation areas, and equipment

Description:

Space available (includes exam rooms)

☒ Other

Description:

Providers (physicians and APPs) that are scheduled, volume of patient encounters, demand for services

To request this document in another format, call 1-800-525-0127. Deaf or hard of hearing customers, please call 711 (Washington Relay) or email doh.information@doh.wa.gov.

DOH 346-154

Fixed Staffing Matrix

Minimum means the minimum number of RNs, LPNs, CNAs, and UAPs per shift based on the average needs of the unit such as patient acuity, staff skill level, and patient care activities. If a unit does not utilize certain staff for that shift please put "0", do not leave it blank.

Unit/ Clinic	10 NJB Specialties					
Unit/ Clinic	Medical and Surgical Specialties - Cardiology, Diabetes, Endocrine, GI, Kidney, Liver, Vascular & Transplant					
Unit/ Clinic	908 Jefferson St., 10th Floor, Seattle, Wa 98103					
Effective as	7/1/2024 (APPROVED 6/2023)					
Day of the week						
Day of the week	Shift Type	Shift Length in Hours	Min # of RN's	Min # of LPN's	Min # of CNA's	Min # of UAP's
Monday	Day (8am-4pm)	8	7	0	0	7
Tuesday	Day (8am-4pm)	8	8	0	0	7
Wednesday	Day (8am-4pm)	8	7	0	0	7
Thursday	Day (8am-4pm)	8	8	0	0	7
Friday	Day (8am-4pm)	8	7	0	0	7



DOH 346-154

To request this document in another format, call 1-800-525-0127. Deaf or hard of hearing customers, please call 711 (Washington Relay) or email doh.information@doh.wa.gov.

Unit Information

Additional Care Team Members

Occupation	Shift Coverage			
	Day	Evening	Night	Weekend
PSS	X			
Program Coordinator	X			
Patient Care Coordinator	X			
Social Worker	X			
Dietician	X			
Technicians (e.g. sleep, ortho, etc)	X			
RN Care Mgr (e.g. OBOT, Primary Care)	X			
Pharmacists	X			
Providers (Physicians, APPs)	X			

Unit Information

**Factors Considered in the Development of the Unit Staffing Plan
(Check all that apply):**

☐

Activity such as patient admissions, discharges, and transfers

Description:

--

☒

Patient acuity level, intensity of care needs, and the type of care to be delivered on each shift

Description:

Procedures and treatments done in clinic, and type of clinic (primary care, specialty care).

--

☒

Skill mix

Description:

Skill mix needed for services provided for patients served by clinic.

--

☐

Level of experience of nursing and patient care staff

Description:

☒ Need for specialized or intensive equipment

Description:

Procedural equipment for services provided (e.g. eye equipment, scopes, ultrasound, xray, laser, heart monitor, etc)

☒ Architecture and geography of the unit such as placement of patient rooms, treatment areas, nursing stations, medication preparation areas, and equipment

Description:

Space available (includes exam rooms)

☒ Other

Description:

Providers (physicians and APPs) that are scheduled, volume of patient encounters, demand for services



DOH 346-154

To request this document in another format, call 1-800-525-0127. Deaf or hard of hearing customers, please call 711 (Washington Relay) or email doh.information@doh.wa.gov.

Fixed Staffing Matrix

Minimum means the minimum number of RNs, LPNs, CNAs, and UAPs per shift based on the average needs of the unit such as patient acuity, staff skill level, and patient care activities. If a unit does not utilize certain staff for that shift please put "0", do not leave it blank.

Unit/ Clinic Name:	Adult Medicine/ Senior Care/ Falls Clinic					
Unit/ Clinic Type:	Primary Care					
Unit/ Clinic Address:	325 9th Ave, Seattle WA 98104					
Effective as of:	07/01/24					
Day of the week						
Day of the week	Shift Type	Shift Length in Hours	Min # of RN's	Min # of LPN's	Min # of CNA's	Min # of UAP's
Monday	Day (8am-4pm)	8	6	0	0	8
Tuesday	Day (8am-4pm)	8	6	0	0	8
Wednesday	Day (8am-4pm)	8	6	0	0	7
Thursday	Day (8am-4pm)	8	6	0	0	8
Friday	Day (8am-4pm)	8	6	0	0	8



DOH 346-154

To request this document in another format, call 1-800-525-0127. Deaf or hard of hearing customers, please call 711 (Washington Relay) or email doh.information@doh.wa.gov.

Unit Information

Additional Care Team Members

Occupation	Shift Coverage			
	Day	Evening	Night	Weekend
PSS	X			
Program Coordinator	X			
Navigator (e.g. Patient, Panel, CCM)	X			
Social Worker	X			
BHIP staff	X			
Dietician	X			
Technicians (e.g. sleep, ortho, etc)	X			
N Care Mgr (e.g. OBOT, Primary Care)	X			
Pharmacists	X			
Providers (Physicians, APPs)	X			

Unit Information

Factors Considered in the Development of the Unit Staffing Plan (Check all that apply):

☐ Activity such as patient admissions, discharges, and transfers

Description:

--

☒ Patient acuity level, intensity of care needs, and the type of care to be delivered on each shift

Description:

Procedures and treatments done in clinic, and type of clinic (primary care, specialty care).

--

☒ Skill mix

Description:

Skill mix needed for services provided for patients served by clinic.

--

--	--

☐ Level of experience of nursing and patient care staff

Description:	

☒ Need for specialized or intensive equipment

Description:	
Procedural equipment for services provided (e.g. eye equipment, scopes, ultrasound, xray, laser, etc)	

☒ Architecture and geography of the unit such as placement of patient rooms, treatment areas, nursing stations, medication preparation areas, and equipment

Description:	
Space available (includes exam rooms)	

☒ Other

Description:	
Staffing impacted by providers (physicians and APPs) that are scheduled, volume of patient encounters, demand for services and clinic hours. Adult Medicine and Senior Care and Falls Clinics were combined under one manager in 2023 so the matrices' staffing counts were combined (Staff cross cover). Medical Assistants have 8 hour shifts. RNs have 8, 9, and 10 hour shifts. Adult Medicine has evening clinic on Tuesdays (stagger staff schedules to staff the clinic).	



DOH 346-154

To request this document in another format, call 1-800-525-0127. Deaf or hard of hearing customers, please call 711 (Washington Relay) or email doh.information@doh.wa.gov.

Fixed Staffing Matrix

Minimum means the minimum number of RNs, LPNs, CNAs, and UAPs per shift based on the average needs of the unit such as patient acuity, staff skill level, and patient care activities. If a unit does not utilize certain staff for that shift please put "0", do not leave it blank.

Unit/ Clinic Name:	Family Medicine Clinic					
Unit/ Clinic Type:	Outpatient Primary Care					
Unit/ Clinic Address:	401 Broadway, Seattle, WA 98104					
Effective as of:	7/1/2024					
Day of the week						
Day of the week	Shift Type	Shift Length in Hours	Min # of RN's	Min # of LPN's	Min # of CNA's	Min # of UAP's
Monday	Day (8am-4pm)	8	4	0	0	5
Tuesday	Day (8am-4pm)	8	5	0	0	5
Wednesday	Day (8am-4pm)	8	4	0	0	4
Thursday	Day (8am-4pm)	8	4	0	0	5
Friday	Day (8am-4pm)	8	4	0	0	4



DOH 346-154

To request this document in another format, call 1-800-525-0127. Deaf or hard of hearing customers, please call 711 (Washington Relay) or email doh.information@doh.wa.gov.

Unit Information

Additional Care Team Members

Occupation	Shift Coverage			
	Day	Evening	Night	Weekend
PSS	X			
Program Coordinator	X			
Navigator (e.g. Patient, Panel, CCM)	X			
Social Worker	X			
BHIP staff	X			
Dietician	X			
N Care Mgr (e.g. OBOT, Primary Care)	X			
Pharmacists	X			
Providers (Physicians, APPs)	X			

Unit Information

Factors Considered in the Development of the Unit Staffing Plan (Check all that apply):

☐ Activity such as patient admissions, discharges, and transfers

Description:

☒ Patient acuity level, intensity of care needs, and the type of care to be delivered on each shift

Description:

Procedures and treatments done in clinic, and type of clinic (primary care, specialty care).

☒ Skill mix

Description:

Skill mix needed for services provided for patients served by clinic.

--

☐ Level of experience of nursing and patient care staff

Description:

☒ Need for specialized or intensive equipment

Description:
Procedural equipment for services provided (e.g. eye equipment, scopes, ultrasound, xray, laser, heart monitor, etc)

☒ Architecture and geography of the unit such as placement of patient rooms, treatment areas, nursing stations, medication preparation areas, and equipment

Description:
Space available (includes exam rooms)

☒ Other

Description:
Providers (physicians and APPs) that are scheduled, volume of patient encounters, demand for services



DOH 346-154

To request this document in another format, call 1-800-525-0127. Deaf or hard of hearing customers, please call 711 (Washington Relay) or email doh.information@doh.wa.gov.

Fixed Staffing Matrix

Minimum means the minimum number of RNs, LPNs, CNAs, and UAPs per shift based on the average needs of the unit such as patient acuity, staff skill level, and patient care activities. If a unit does not utilize certain staff for that shift please put "0", do not leave it blank.

Unit/ Clinic Name:	HMC GWC Memory & Brain Wellness					
Unit/ Clinic Type:	GWC - Memory Brain Wellness					
Unit/ Clinic Address:	325 9th Ave, Seattle					
Effective as of:	7/1/2024 (APPROVED 2023)					
Day of the week						
Day of the week	Shift Type	Shift Length in Hours	Min # of RN's	Min # of LPN's	Min # of CNAs	Min # of UAP's
Monday	Day (8am-4pm)	8	1	0	0	1
Tuesday	Day (8am-4pm)	8	1	0	0	1
Wednesday	Day (8am-4pm)	8	1	0	0	1
Thursday	Day (8am-4pm)	8	1	0	0	1
Friday	Day (8am-4pm)	8	1	0	0	1



DOH 346-154

To request this document in another format, call 1-800-525-0127. Deaf or hard of hearing customers, please call 711 (Washington Relay) or email doh.information@doh.wa.gov.

Unit Information

Additional Care Team Members

Occupation	Shift Coverage			
	Day	Evening	Night	Weekend
PSS	X			
Program Coordinator	X			
Social Worker	X			
Pharmacists	X			
Providers (Physicians, APPs)	X			

Unit Information

**Factors Considered in the Development of the Unit Staffing Plan
(Check all that apply):**

☐

Activity such as patient admissions, discharges, and transfers

Description:

--

☒

Patient acuity level, intensity of care needs, and the type of care to be delivered on each shift

Description:

Procedures and treatments done in clinic, and type of clinic (primary care, specialty).

--

☒

Skill mix

Description:

Skill mix needed for services provided for patients served by clinic.

--

☒

Level of experience of nursing and patient care staff

Description:

Some experience caring for patients with demetia

☒ Need for specialized or intensive equipment

Description:

Procedural equipment for services provided (e.g. eye equipment, scopes, ultrasound, xray, laser, heart monitor, etc)

☒ Architecture and geography of the unit such as placement of patient rooms, treatment areas, nursing stations, medication preparation areas, and equipment

Description:

Space available (includes exam rooms)

☒ Other

Description:

Providers (physicians and APPs) that are scheduled, volume of patient encounters, demand for services



DOH 346-154

To request this document in another format, call 1-800-525-0127. Deaf or hard of hearing customers, please call 711 (Washington Relay) or email doh.information@doh.wa.gov.

Fixed Staffing Matrix

Minimum means the minimum number of RNs, LPNs, CNAs, and UAPs per shift based on the average needs of the unit such as patient acuity, staff skill level, and patient care activities. If a unit does not utilize certain staff for that shift please put "0", do not leave it blank.

Unit/ Clinic Name:	Hobson Clinic					
Unit/ Clinic Type:	Adult Primary Care					
Unit/ Clinic Address:	2120 South Plum Street, Seattle WA 98144					
Effective as of:	07/01/24					
Day of the week						
Day of the week	Shift Type	Shift Length in Hours	Min # of RN's	Min # of LPN's	Min # of CNA's	Min # of UAP's
Monday	Day (8am-4pm)	8	3	0	0	3
Tuesday	Day (8am-4pm)	8	3	0	0	3
Wednesday	Day (8am-4pm)	8	3	0	0	3
Thursday	Day (8am-4pm)	8	3	0	0	3
Friday	Day (8am-4pm)	8	3	0	0	3



DOH 346-154

To request this document in another format, call 1-800-525-0127. Deaf or hard of hearing customers, please call 711 (Washington Relay) or email doh.information@doh.wa.gov.

Unit Information

Additional Care Team Members

Occupation	Shift Coverage			
	Day	Evening	Night	Weekend
PSS	x			
PC Prog Coordinator	x			
Navigator	x			
social worker	x			
BHIP Staff	x			
Dietitian	x			
RN Care Manager(OBOT, Primary care	x			
Pharmacist	x			
Providers	x			

Unit Information

Factors Considered in the Development of the Unit Staffing Plan (Check all that apply):

☐ Activity such as patient admissions, discharges, and transfers

Description:

☒ Patient acuity level, intensity of care needs, and the type of care to be delivered on each shift

Description:

Primary and specialty care needs, along with behavioral health and complex social issues

☒ Skill mix

Description:

RN, MAs, Providers and support staff as above

--	--

☒ Level of experience of nursing and patient care staff

Description:	
Orientation and experience with these complex type patients.	

☒ Need for specialized or intensive equipment

Description:	
Orientation and training for each procedure performed.	

☒ Architecture and geography of the unit such as placement of patient rooms, treatment areas, nursing stations, medication preparation areas, and equipment

Description:	
Exam and treatment space.	

☒ Other

Description:	
Providers (physicians and APPs) that are scheduled, volume of patient encounters, demand for services.	



DOH 346-154

To request this document in another format, call 1-800-525-0127. Deaf or hard of hearing customers, please call 711 (Washington Relay) or email doh.information@doh.wa.gov.

Fixed Staffing Matrix

Minimum means the minimum number of RNs, LPNs, CNAs, and UAPs per shift based on the average needs of the unit such as patient acuity, staff skill level, and patient care activities. If a unit does not utilize certain staff for that shift please put "0", do not leave it blank.

Unit/ Clinic Name:	International Medicine Clinic					
Unit/ Clinic Type:	Outpatient Primary Care Clinic - Internal Medicine					
Unit/ Clinic Address:	325 9th Ave, Seattle WA 98104					
Effective as of:	07/01/24					
Day of the week						
Day of the week	Shift Type	Shift Length in Hours	Min # of RN's	Min # of LPN's	Min # of CNA's	Min # of UAP's
Monday	Day (8am-4pm)	8	3	0	0	2
Tuesday	Day (8am-4pm)	8	3	0	0	2
Wednesday	Day (8am-4pm)	8	3	0	0	3
Thursday	Day (8am-4pm)	8	2	0	0	3
Thursday	Day (7am-7pm)	12	1	0	0	0
Friday	Day (8am-4pm)	8	3	0	0	2

Unit Information

Additional Care Team Members				
Occupation	Shift Coverage			
	Day	Evening	Night	Weekend
PSS	X			
Program Coordinator	X			
Navigator (e.g. Patient, Panel, CCM)	X			
Social Worker	X			
Dietician	X			
Mental Health Practitioner	X			
Pharmacists	X			
Providers (Physicians, APPs)	X			

Unit Information

Factors Considered in the Development of the Unit Staffing Plan (Check all that apply):

☐ Activity such as patient admissions, discharges, and transfers

Description:

☒ Patient acuity level, intensity of care needs, and the type of care to be delivered on each shift

Description:

Procedures and treatments done in clinic, and type of clinic (primary care, specialty care).

☒ Skill mix

Description:

Skill mix needed for services provided for patients served by clinic.

--	--

☐ Level of experience of nursing and patient care staff

Description:	

☒ Need for specialized or intensive equipment

Description:	
Procedural equipment for services provided (e.g. eye equipment, scopes, ultrasound, xray, laser, heart monitor, etc)	

☒ Architecture and geography of the unit such as placement of patient rooms, treatment areas, nursing stations, medication preparation areas, and equipment

Description:	
Space available (includes exam rooms)	

☒ Other

Description:	
Providers (physicians and APPs) that are scheduled, volume of patient encounters, demand for services. Evening Clinic Thursday.	



DOH 346-154

To request this document in another format, call 1-800-525-0127. Deaf or hard of hearing customers, please call 711 (Washington Relay) or email doh.information@doh.wa.gov.

Fixed Staffing Matrix

Minimum means the minimum number of RNs, LPNs, CNAs, and UAPs per shift based on the average needs of the unit such as patient acuity, staff skill level, and patient care activities. If a unit does not utilize certain staff for that shift please put "0", do not leave it blank.

Unit/ Clinic Name:	GWC OB/GYN Clinic					
Unit/ Clinic Type:	Obstetrics and Gynecology					
Unit/ Clinic Address:	325 9th Avenue, Seattle WA 98104					
Effective as of:	7/1/2024					
Day of the week						
Day of the week	Shift Type	Shift Length in Hours	Min # of RN's	Min # of LPN's	Min # of CNAs	Min # of UAP's
Monday	Day (8am-4pm)	8	3	0	0	3
Tuesday	Day (8am-4pm)	8	3	0	0	3
Wednesday	Day (8am-4pm)	8	3	0	0	3
Thursday	Day (8am-4pm)	8	3	0	0	3
Friday	Day (8am-4pm)	8	3	0	0	3



DOH 346-154

To request this document in another format, call 1-800-525-0127. Deaf or hard of hearing customers, please call 711 (Washington Relay) or email doh.information@doh.wa.gov.

Unit Information

Additional Care Team Members				
Occupation	Shift Coverage			
	Day	Evening	Night	Weekend
PSS	X			
Program Coordinator	X			
Patient Care Coordinator	X			
Navigator (e.g. Patient, Panel, CCM)	X			
Social Worker	X			
BHIP staff	X			
Dietician	X			
Pharmacists	X			
Providers (Physicians, APPs)	X			

Unit Information

Factors Considered in the Development of the Unit Staffing Plan (Check all that apply):

☐ Activity such as patient admissions, discharges, and transfers

Description:

☒ Patient acuity level, intensity of care needs, and the type of care to be delivered on each shift

Description:

Procedures and treatments done in clinic, and type of clinic (primary care, specialty care).

☒ Skill mix

Description:

Skill mix needed for services provided for patients served by clinic.

--	--

☐ Level of experience of nursing and patient care staff

Description:	

☒ Need for specialized or intensive equipment

Description:	
Procedural equipment for services provided (e.g. eye equipment, scopes, ultrasound, xray, laser, heart monitor, etc)	

☒ Architecture and geography of the unit such as placement of patient rooms, treatment areas, nursing stations, medication preparation areas, and equipment

Description:	
Space available (includes exam rooms)	

☒ Other

Description:	
Providers (physicians and APPs) that are scheduled, volume of patient encounters, demand for services	



DOH 346-154

To request this document in another format, call 1-800-525-0127. Deaf or hard of hearing customers, please call 711 (Washington Relay) or email doh.information@doh.wa.gov.

Fixed Staffing Matrix

Minimum means the minimum number of RNs, LPNs, CNAs, and UAPs per shift based on the average needs of the unit such as patient acuity, staff skill level, and patient care activities. If a unit does not utilize certain staff for that shift please put "0", do not leave it blank.

Unit/ Clinic Name:	1WC Ortho Trauma and Fracture Clinic					
Unit/ Clinic Type:	Orthopedic Trauma/Fracture/ Surgical					
Unit/ Clinic Address:	325 9th Avenue, WA 98104					
Effective as of:	7/1/2024					
Day of the week						
Day of the week	Shift Type	Shift Length in Hours	Min # of RN's	Min # of LPN's	Min # of CNA's	Min # of UAP's
Monday	Day (8am-4pm)	8	3	0	0	3
Tuesday	Day (8am-4pm)	8	3	0	0	5
Wednesday	Day (8am-4pm)	8	3	0	0	5
Thursday	Day (8am-4pm)	8	3	0	0	5
Friday	Day (8am-4pm)	8	3	0	0	3



DOH 346-154

To request this document in another format, call 1-800-525-0127. Deaf or hard of hearing customers, please call 711 (Washington Relay) or email doh.information@doh.wa.gov.

Unit Information

Additional Care Team Members

Occupation	Shift Coverage			
	Day	Evening	Night	Weekend
PSS	X			
Patient Care Coordinator	X			
Social Worker	X			
Technicians (e.g. sleep, ortho, etc)	X			
Pharmacists	X			
Rehab Therapists (OT, PT, Speech, etc)	X			
Providers (Physicians, APPs)	X			

Unit Information

Factors Considered in the Development of the Unit Staffing Plan (Check all that apply):

Activity such as patient admissions, discharges, and transfers

Description:

☒ Patient acuity level, intensity of care needs, and the type of care to be delivered on each shift

Description Procedures and treatments done in clinic, and type of clinic (primary care, specialty care):

☒ Skill mix

Description: Skill mix needed for services provided for patients served by clinic.

--

Level of experience of nursing and patient care staff

Description:

X Need for specialized or intensive equipment

Description: Procedural equipment for services provided (e.g. eye equipment, scopes, ultrasound, xray, laser, heart monitor, etc)

X Architecture and geography of the unit such as placement of patient rooms, treatment areas, nursing stations, medication preparation areas, and equipment

Description: Space available (includes exam rooms)
--

X Other

Description: Providers (physicians and APPs) that are scheduled, volume of patient encounters, demand for services
--



DOH 346-154

To request this document in another format, call 1-800-525-0127. Deaf or hard of hearing customers, please call 711 (Washington Relay) or email doh.information@doh.wa.gov.

Fixed Staffing Matrix

Minimum means the minimum number of RNs, LPNs, CNAs, and UAPs per shift based on the average needs of the unit such as patient acuity, staff skill level, and patient care activities. If a unit does not utilize certain staff for that shift please put "0", do not leave it blank.

Unit/ Clinic Name:	HMC Pediatrics Clinic					
Unit/ Clinic Type:	Outpatient Pediatrics Primary Care					
Unit/ Clinic Address:	325 9th Ave, Seattle WA 98104					
Effective as of:	07/01/24					
Day of the week						
Day of the week	Shift Type	Shift Length in Hours	Min # of RN's	Min # of LPN's	Min # of CNA's	Min # of UAP's
Monday	Day (8am-4pm)	8	2	0	0	3
Tuesday	Day (8am-4pm)	8	2	0	0	3
Wednesday	Day (8am-4pm)	8	2	0	0	3
Thursday	Day (8am-4pm)	8	2	0	0	3
Friday	Day (8am-4pm)	8	2	0	0	3



DOH 346-154

To request this document in another format, call 1-800-525-0127. Deaf or hard of hearing customers, please call 711 (Washington Relay) or email doh.information@doh.wa.gov.

Unit Information

Additional Care Team Members				
Occupation	Shift Coverage			
	Day	Evening	Night	Weekend
PSS	X			
Program Coordinator	X			
Navigator (e.g. Patient, Panel, CCM)	X			
Social Worker	X			
Dietician	X			
Technicians (e.g. sleep, ortho, etc)	X			
Mental Health Practitioner	X			
Providers (Physicians, APPs)	X			

Unit Information

Factors Considered in the Development of the Unit Staffing Plan (Check all that apply):

☐ Activity such as patient admissions, discharges, and transfers

Description:

☒ Patient acuity level, intensity of care needs, and the type of care to be delivered on each shift

Description:

Procedures and treatments done in clinic, and type of clinic (primary care, specialty care).

☒ Skill mix

Description:

Skill mix needed for services provided for patients served by clinic.

--	--

☐ Level of experience of nursing and patient care staff

Description:	

☒ Need for specialized or intensive equipment

Description:	
Procedural equipment for services provided (e.g. eye equipment, scopes, ultrasound, xray, laser, heart monitor, etc)	

☒ Architecture and geography of the unit such as placement of patient rooms, treatment areas, nursing stations, medication preparation areas, and equipment

Description:	
Space available (includes exam rooms)	

☒ Other

Description:	
Providers (physicians and APPs) that are scheduled, volume of patient encounters, demand for services	



DOH 346-154

To request this document in another format, call 1-800-525-0127. Deaf or hard of hearing customers, please call 711 (Washington Relay) or email doh.information@doh.wa.gov.

Fixed Staffing Matrix

Minimum means the minimum number of RNs, LPNs, CNAs, and UAPs per shift based on the average needs of the unit such as patient acuity, staff skill level, and patient care activities. If a unit does not utilize certain staff for that shift please put "0", do not leave it blank.

Unit/ Clinic Name:	Pioneer Square Clinic					
Unit/ Clinic Type:	Adult Primary Care					
Unit/ Clinic Address:	206 3rd Ave South, Seattle WA 98104					
Effective as of:	07/01/24					
Day of the week						
Day of the week	Shift Type	Shift Length in Hours	Min # of RN's	Min # of LPN's	Min # of CNA's	Min # of UAP's
Monday (clinic Closed)	Day (8am-4pm)	0	0	0	0	0
Tuesday	Day (8am-4pm)	8	3	0	0	2
Wednesday	Day (8am-4pm)	8	3	0	0	2
Thursday	Day (8am-4pm)	8	3	0	0	2
Friday	Day (8am-4pm)	8	3	0	0	2

Unit Information

Additional Care Team Members				
Occupation	Shift Coverage			
	Day	Evening	Night	Weekend
PSS	X			
Program Coordinator	X			
Navigator (e.g. Patient, Panel, CCM)	X			
Social Worker	X			
BHIP staff	X			
Dietician	X			
Pharmacists	X			
Providers (Physicians, APPs)	X			

Unit Information

Factors Considered in the Development of the Unit Staffing Plan (Check all that apply):

☐ Activity such as patient admissions, discharges, and transfers

Description:

☒ Patient acuity level, intensity of care needs, and the type of care to be delivered on each shift

Description:

Procedures and treatments done in clinic, and type of clinic (primary care, specialty care).

☒ Skill mix

Description:

Skill mix needed for services provided for patients served by clinic.

--	--

☒ Level of experience of nursing and patient care staff

Description:	
Primary care	

☒ Need for specialized or intensive equipment

Description:	
Procedural equipment for services provided.	

☒ Architecture and geography of the unit such as placement of patient rooms, treatment areas, nursing stations, medication preparation areas, and equipment

Description:	
Space available, including exam rooms.	

☒ Other

Description:	
Providers (physicians and APPs) that are scheduled, volume of patient encounters, demand for services. On Mondays, ANM Rn splits coverage with 3rd Avenue Clinic for part of day (rest of shift indicated on 3rd Ave matrix).	

Patient Volume-based Staffing Matrix Formula Template

Minimum means the minimum number of RNs, LPNs, CNAs, and UAPs per shift based on the average needs of the unit such as patient acuity, staff skill level, and patient care activities. If a unit does not utilize certain staff for that shift please put "0", do not leave it blank.

Unit/ Clinic Name:		3EH									
Unit/ Clinic Type:		Medicine Acute Care									
Unit/ Clinic Address:		325 9th Ave, Seattle WA 98104									
Average Daily Census:		28				Maximum # of Beds:			30		
Effective as of:		1/1/2025									
Census											
Census	Shift Type	Shift Length in Hours	Min # of RN's	Min # of LPN's	Min # of CNA's	Min # of UAP's	Min # of RN HPUS	Min # of LPN HPUS	Min # of CNA HPUS	Min # of UAP HPUS	Total Minimum Direct Pt. Care HPUS (hours per unit of service)
30	Day (7am-7pm)	12	10	0	4	0	3.60	0	1.60	0	9.60
	Night (7pm-7am)	12	9	0	3	0	3.20	0	1.20	0	
29	Day (7am-7pm)	12	10	0	4	0	3.72	0	1.66	0	9.93
	Night (7pm-7am)	12	9	0	3	0	3.31	0	1.24	0	
28	Day (7am-7pm)	12	9	0	4	0	3.43	0	1.71	0	9.43
	Night (7pm-7am)	12	8	0	3	0	3.00	0	1.29	0	
27	Day (7am-7pm)	12	9	0	4	0	3.56	0	1.78	0	9.78
	Night (7pm-7am)	12	8	0	3	0	3.11	0	1.33	0	
26	Day (7am-7pm)	12	9	0	4	0	3.69	0	1.85	0	10.15
	Night (7pm-7am)	12	8	0	3	0	3.23	0	1.38	0	
25	Day (7am-7pm)	12	9	0	3	0	3.84	0	1.44	0	10.08
	Night (7pm-7am)	12	8	0	3	0	3.36	0	1.44	0	
24	Day (7am-7pm)	12	9	0	3	0	4.00	0	1.50	0	10.00
	Night (7pm-7am)	12	7	0	3	0	3.00	0	1.50	0	
23	Day (7am-7pm)	12	8	0	3	0	3.65	0	1.57	0	9.91
	Night (7pm-7am)	12	7	0	3	0	3.13	0	1.57	0	
22	Day (7am-7pm)	12	8	0	3	0	3.82	0	1.64	0	10.36
	Night (7pm-7am)	12	7	0	3	0	3.27	0	1.64	0	
21	Day (7am-7pm)	12	8	0	3	0	4.00	0	1.71	0	10.86
	Night (7pm-7am)	12	7	0	3	0	3.43	0	1.71	0	
20	Day (7am-7pm)	12	7	0	3	0	3.60	0	1.80	0	10.20
	Night (7pm-7am)	12	6	0	3	0	3.00	0	1.80	0	
19	Day (7am-7pm)	12	7	0	3	0	3.79	0	1.89	0	10.74
	Night (7pm-7am)	12	6	0	3	0	3.16	0	1.89	0	
18	Day (7am-7pm)	12	7	0	3	0	4.00	0	2.00	0	10.67
	Night (7pm-7am)	12	6	0	2	0	3.33	0	1.33	0	
17	Day (7am-7pm)	12	7	0	2	0	4.24	0	1.41	0	10.59
	Night (7pm-7am)	12	6	0	2	0	3.53	0	1.41	0	
16	Day (7am-7pm)	12	6	0	2	0	3.75	0	1.50	0	9.75
	Night (7pm-7am)	12	5	0	2	0	3.00	0	1.50	0	
15	Day (7am-7pm)	12	5	0	2	0	3.20	0	1.60	0	8.80
	Night (7pm-7am)	12	4	0	2	0	2.40	0	1.60	0	
14	Day (7am-7pm)	12	5	0	2	0	3.43	0	1.71	0	9.43
	Night (7pm-7am)	12	4	0	2	0	2.57	0	1.71	0	
13	Day (7am-7pm)	12	5	0	2	0	3.69	0	1.85	0	10.15
	Night (7pm-7am)	12	4	0	2	0	2.77	0	1.85	0	
12	Day (7am-7pm)	12	4	0	2	0	3.00	0	2.00	0	9.00
	Night (7pm-7am)	12	3	0	2	0	2.00	0	2.00	0	
11	Day (7am-7pm)	12	4	0	2	0	3.27	0	2.18	0	9.82
	Night (7pm-7am)	12	3	0	2	0	2.18	0	2.18	0	
10	Day (7am-7pm)	12	4	0	2	0	3.60	0	2.40	0	10.80
	Night (7pm-7am)	12	3	0	2	0	2.40	0	2.40	0	
9	Day (7am-7pm)	12	3	0	2	0	2.67	0	2.67	0	9.33
	Night (7pm-7am)	12	3	0	1	0	2.67	0	1.33	0	
8	Day (7am-7pm)	12	3	0	1	0	3.00	0	1.50	0	7.50
	Night (7pm-7am)	12	2	0	1	0	1.50	0	1.50	0	
7	Day (7am-7pm)	12	3	0	1	0	3.43	0	1.71	0	8.57
	Night (7pm-7am)	12	2	0	1	0	1.71	0	1.71	0	
6	Day (7am-7pm)	12	2	0	1	0	2.00	0	2.00	0	8.00
	Night (7pm-7am)	12	2	0	1	0	2.00	0	2.00	0	
5	Day (7am-7pm)	12	2	0	1	0	2.40	0	2.40	0	9.60
	Night (7pm-7am)	12	2	0	1	0	2.40	0	2.40	0	
4	Day (7am-7pm)	12	2	0	1	0	3.00	0	3.00	0	12.00
	Night (7pm-7am)	12	2	0	1	0	3.00	0	3.00	0	

3	Day (7am-7pm)	12	1	0	1	0	0.00	0	4.00	0	8.00
	Night (7pm-7am)	12	1	0	1	0	0.00	0	4.00	0	
2	Day (7am-7pm)	12	1	0	1	0	0.00	0	6.00	0	12.00
	Night (7pm-7am)	12	1	0	1	0	0.00	0	6.00	0	
1	Day (7am-7pm)	12	1	0	1	0	0.00	0	12.00	0	24.00
	Night (7pm-7am)	12	1	0	1	0	0.00	0	12.00	0	



DOH 346-154

Unit Information - 3EH

Additional Care Team Members

Occupation	Shift Coverage			
	Day	Evening	Night	Weekend
Patient Service Specialist	X	X		X
Respiratory Therapy	X	X	X	X
Physical Therapy	X			X
Occupational Therapy	X			X
Speech Therapy	X			X
Pharmacist	X	X	X	X
Phlebotomist	X	X		X
Provider (APP and Physician)	X	X	X	X
Specialty Techs (ex. Radiology, Ultrasound, Mobility, etc.)	X	X	X	X
Spiritual Care	X	X	X	X
Social Work	X	X	X	X
Dietician	X			X

Unit Information

Factors Considered in the Development of the Unit Staffing Plan (Check all that apply):

√ Activity such as patient admissions, discharges, and transfers

Description: Admissions, discharges, and transfer activities considered include transfers between units, ED admissions, direct admits, transfers to other healthcare facilities, discharges to home and more.

--

√ Patient acuity level, intensity of care needs, and the type of care to be delivered on each shift

Description: Considerations include patient acuity, frequency of interventions, monitoring requirements, and specialty care delivery.

√ Skill mix

Description: Skill mix considerations include charge nurses, preceptors, specialty trained nurses, device trained nurses, and department specific skill/training needs.

√ Level of experience of nursing and patient care staff

Description: The orientation of new staff is designed based on the level of experiences of the new staff member.
--

√ Need for specialized or intensive equipment

Description: Specialty equipment or therapy may result in additional staffing requirements and staffing plans are adjusted to address the additional needs.

√ Architecture and geography of the unit such as placement of patient rooms, treatment areas, nursing stations, medication preparation areas, and equipment

Description: Geographic considerations are used to ensure effective, efficient, and safe patient care.

√ Other

Description:

Break Coverage Plan: Two RNs Monday-Sunday

- RN 1: 0800-1630

- RN 1: 0900-1730

Dialysis PCT Plan: On PCT Monday-Sunday 0630-1900

Patient Volume-based Staffing Matrix Formula Template

Minimum means the minimum number of RNs, LPNs, CNAs, and UAPs per shift based on the average needs of the unit such as patient acuity, staff skill level, and patient care activities. If a unit does not utilize certain staff for that shift please put "0", do not leave it blank.

Unit/ Clinic Name:		3WH									
Unit/ Clinic Type:		Neuroscience Specialty Acute Care									
Unit/ Clinic Address:		325 9th Ave, Seattle WA 98104									
Average Daily Census:		43				Maximum # of Beds:			45		
Effective as of:		1/1/2025									
Census											
Census	Shift Type	Shift Length in Hours	Min # of RN's	Min # of LPN's	Min # of CNA's	Min # of UAP's	Min # of RN HPUS	Min # of LPN HPUS	Min # of CNA HPUS	Min # of UAP HPUS	Total Minimum Direct Pt. Care HPUS (hours per unit of service)
45	Day (7am-7pm)	12	15	0	6	0	3.73	0	1.60	0	9.60
	Night (7pm-7am)	12	12	0	5	0	2.93	0	1.33	0	
44	Day (7am-7pm)	12	15	0	6	0	3.82	0	1.64	0	9.82
	Night (7pm-7am)	12	12	0	5	0	3.00	0	1.36	0	
43	Day (7am-7pm)	12	15	0	6	0	3.91	0	1.67	0	10.05
	Night (7pm-7am)	12	12	0	5	0	3.07	0	1.40	0	
42	Day (7am-7pm)	12	14	0	6	0	3.71	0	1.71	0	10.00
	Night (7pm-7am)	12	12	0	5	0	3.14	0	1.43	0	
41	Day (7am-7pm)	12	14	0	6	0	3.80	0	1.76	0	9.95
	Night (7pm-7am)	12	11	0	5	0	2.93	0	1.46	0	
40	Day (7am-7pm)	12	13	0	5	0	3.60	0	1.50	0	9.60
	Night (7pm-7am)	12	11	0	5	0	3.00	0	1.50	0	
39	Day (7am-7pm)	12	13	0	5	0	3.69	0	1.54	0	9.85
	Night (7pm-7am)	12	11	0	5	0	3.08	0	1.54	0	
38	Day (7am-7pm)	12	13	0	5	0	3.79	0	1.58	0	9.79
	Night (7pm-7am)	12	11	0	4	0	3.16	0	1.26	0	
37	Day (7am-7pm)	12	12	0	5	0	3.57	0	1.62	0	9.41
	Night (7pm-7am)	12	10	0	4	0	2.92	0	1.30	0	
36	Day (7am-7pm)	12	12	0	5	0	3.67	0	1.67	0	9.67
	Night (7pm-7am)	12	10	0	4	0	3.00	0	1.33	0	
35	Day (7am-7pm)	12	12	0	5	0	3.77	0	1.71	0	9.94
	Night (7pm-7am)	12	10	0	4	0	3.09	0	1.37	0	
34	Day (7am-7pm)	12	11	0	5	0	3.53	0	1.76	0	9.88
	Night (7pm-7am)	12	10	0	4	0	3.18	0	1.41	0	
33	Day (7am-7pm)	12	11	0	4	0	3.64	0	1.45	0	9.82
	Night (7pm-7am)	12	10	0	4	0	3.27	0	1.45	0	
32	Day (7am-7pm)	12	11	0	4	0	3.75	0	1.50	0	9.75
	Night (7pm-7am)	12	9	0	4	0	3.00	0	1.50	0	
31	Day (7am-7pm)	12	10	0	4	0	3.48	0	1.55	0	9.68
	Night (7pm-7am)	12	9	0	4	0	3.10	0	1.55	0	
30	Day (7am-7pm)	12	10	0	4	0	3.60	0	1.60	0	10.00
	Night (7pm-7am)	12	9	0	4	0	3.20	0	1.60	0	
29	Day (7am-7pm)	12	10	0	4	0	3.72	0	1.66	0	10.34
	Night (7pm-7am)	12	9	0	4	0	3.31	0	1.66	0	
28	Day (7am-7pm)	12	9	0	4	0	3.43	0	1.71	0	9.86
	Night (7pm-7am)	12	8	0	4	0	3.00	0	1.71	0	
27	Day (7am-7pm)	12	9	0	4	0	3.56	0	1.78	0	10.22
	Night (7pm-7am)	12	8	0	4	0	3.11	0	1.78	0	
26	Day (7am-7pm)	12	9	0	4	0	3.69	0	1.85	0	10.15
	Night (7pm-7am)	12	8	0	3	0	3.23	0	1.38	0	
25	Day (7am-7pm)	12	9	0	3	0	3.84	0	1.44	0	10.08
	Night (7pm-7am)	12	8	0	3	0	3.36	0	1.44	0	
24	Day (7am-7pm)	12	9	0	3	0	4.00	0	1.50	0	10.00
	Night (7pm-7am)	12	7	0	3	0	3.00	0	1.50	0	
23	Day (7am-7pm)	12	8	0	3	0	3.65	0	1.57	0	9.91
	Night (7pm-7am)	12	7	0	3	0	3.13	0	1.57	0	
22	Day (7am-7pm)	12	8	0	3	0	3.82	0	1.64	0	10.36
	Night (7pm-7am)	12	7	0	3	0	3.27	0	1.64	0	
21	Day (7am-7pm)	12	8	0	3	0	4.00	0	1.71	0	10.86
	Night (7pm-7am)	12	7	0	3	0	3.43	0	1.71	0	
20	Day (7am-7pm)	12	7	0	3	0	3.60	0	1.80	0	10.20
	Night (7pm-7am)	12	6	0	3	0	3.00	0	1.80	0	
19	Day (7am-7pm)	12	7	0	3	0	3.79	0	1.89	0	

19	Night (7pm-7am)	12	6	0	3	0	3.16	0	1.89	0	10.74
18	Day (7am-7pm)	12	7	0	3	0	4.00	0	2.00	0	10.67
	Night (7pm-7am)	12	6	0	2	0	3.33	0	1.33	0	
17	Day (7am-7pm)	12	7	0	2	0	4.24	0	1.41	0	10.59
	Night (7pm-7am)	12	6	0	2	0	3.53	0	1.41	0	
16	Day (7am-7pm)	12	6	0	2	0	3.75	0	1.50	0	9.75
	Night (7pm-7am)	12	5	0	2	0	3.00	0	1.50	0	
15	Day (7am-7pm)	12	5	0	3	0	3.20	0	2.40	0	9.60
	Night (7pm-7am)	12	4	0	2	0	2.40	0	1.60	0	
14	Day (7am-7pm)	12	5	0	2	0	3.43	0	1.71	0	9.43
	Night (7pm-7am)	12	4	0	2	0	2.57	0	1.71	0	
13	Day (7am-7pm)	12	5	0	2	0	3.69	0	1.85	0	10.15
	Night (7pm-7am)	12	4	0	2	0	2.77	0	1.85	0	
12	Day (7am-7pm)	12	4	0	2	0	3.00	0	2.00	0	9.00
	Night (7pm-7am)	12	3	0	2	0	2.00	0	2.00	0	
11	Day (7am-7pm)	12	4	0	2	0	3.27	0	2.18	0	9.82
	Night (7pm-7am)	12	3	0	2	0	2.18	0	2.18	0	
10	Day (7am-7pm)	12	4	0	2	0	3.60	0	2.40	0	10.80
	Night (7pm-7am)	12	3	0	2	0	2.40	0	2.40	0	
9	Day (7am-7pm)	12	3	0	2	0	2.67	0	2.67	0	9.33
	Night (7pm-7am)	12	3	0	1	0	2.67	0	1.33	0	
8	Day (7am-7pm)	12	3	0	1	0	3.00	0	1.50	0	7.50
	Night (7pm-7am)	12	2	0	1	0	1.50	0	1.50	0	
7	Day (7am-7pm)	12	3	0	1	0	3.43	0	1.71	0	8.57
	Night (7pm-7am)	12	2	0	1	0	1.71	0	1.71	0	
6	Day (7am-7pm)	12	2	0	1	0	2.00	0	2.00	0	8.00
	Night (7pm-7am)	12	2	0	1	0	2.00	0	2.00	0	
5	Day (7am-7pm)	12	2	0	1	0	2.40	0	2.40	0	9.60
	Night (7pm-7am)	12	2	0	1	0	2.40	0	2.40	0	
4	Day (7am-7pm)	12	2	0	1	0	3.00	0	3.00	0	12.00
	Night (7pm-7am)	12	2	0	1	0	3.00	0	3.00	0	
3	Day (7am-7pm)	12	1	0	1	0	0.00	0	4.00	0	8.00
	Night (7pm-7am)	12	1	0	1	0	0.00	0	4.00	0	
2	Day (7am-7pm)	12	1	0	1	0	0.00	0	6.00	0	12.00
	Night (7pm-7am)	12	1	0	1	0	0.00	0	6.00	0	
1	Day (7am-7pm)	12	1	0	1	0	0.00	0	12.00	0	24.00
	Night (7pm-7am)	12	1	0	1	0	0.00	0	12.00	0	

Unit Information - 3WH

Additional Care Team Members

Occupation	Shift Coverage			
	Day	Evening	Night	Weekend
Patient Service Specialist	X	X	X	X
Respiratory Therapy	X	X	X	X
Physical Therapy	X			X
Occupational Therapy	X			X
Speech Therapy	X			X
Pharmacist	X	X	X	X
Phlebotomist	X	X		X
Provider (APP and Physician)	X	X	X	X
Specialty Techs (ex. Radiology, Ultrasound, Mobility, etc.)	X	X	X	X
Spiritual Care	X	X	X	X
Social Work	X	X	X	X
Dietician	X			X

Unit Information

Factors Considered in the Development of the Unit Staffing Plan (Check all that apply):

✓ Activity such as patient admissions, discharges, and transfers

Description: Admissions, discharges, and transfer activities considered include transfers between units, ED admissions, direct admits, transfers to other healthcare facilities, discharges to home and more.

✓ Patient acuity level, intensity of care needs, and the type of care to be delivered on each shift

Description: Considerations include patient acuity, frequency of interventions, monitoring requirements, and specialty care delivery.

✓ Skill mix

Description: Skill mix considerations include charge nurses, preceptors, specialty trained nurses, device trained nurses, and department specific skill/training needs.

✓ Level of experience of nursing and patient care staff

Description: The orientation of new staff is designed based on the level of experiences of the new staff member.

√ Need for specialized or intensive equipment

Description: Specialty equipment or therapy may result in additional staffing requirements and staffing plans are adjusted to address the additional needs.

√ Architecture and geography of the unit such as placement of patient rooms, treatment areas, nursing stations, medication preparation areas, and equipment

Description: Geographic considerations are used to ensure effective, efficient, and safe patient care.

√ Other

Description:
Break Coverage Plan:
- 2 Additional PCTs Mon-Sun from 0700-1930
- 2 Additional RNs Mon-Sun from 0700-1930

Staff up by 1-2 RN's during the day and 1 RN at night for 2 our more patients that require nursing interventions every 2 hours. In addition to the above, Ictal Spect patients require 1:1 nursing assessment and interventions for up to 8 hours. (Examples: Stroke patients - 24 hours of q2hr interventions for hemorrhagic stroke patients and 48hr of q2hr intervention for ischemic stroke patients. Lumbar drain patients. 2% Saline drip patients.

1 PCT fulfilling Epilepsy Monitor Tech 24/7

Patient Volume-based Staffing Matrix Formula Template

Minimum means the minimum number of RNs, LPNs, CNAs, and UAPs per shift based on the average needs of the unit such as patient acuity, staff skill level, and patient care activities. If a unit does not utilize certain staff for that shift please put "0", do not leave it blank.

Unit/ Clinic Name:		4EH									
Unit/ Clinic Type:		Medicine Senior Care & Transitional Acute Care									
Unit/ Clinic Address:		325 9th Ave, Seattle WA 98104									
Average Daily Census:		32				Maximum # of Beds:			34		
Effective as of:		7/1/2024									
Census											
Census	Shift Type	Shift Length in Hours	Min # of RN's	Min # of LPN's	Min # of CNA's	Min # of UAP's	Min # of RN HPUS	Min # of LPN HPUS	Min # of CNA HPUS	Min # of UAP HPUS	Total Minimum Direct Pt. Care HPUS (hours per unit of service)
34	Day (7am-7pm)	12	11	0	5	0	3.53	0	1.76	0	9.88
	Night (7pm-7am)	12	10	0	4	0	3.18	0	1.41	0	
33	Day (7am-7pm)	12	11	0	4	0	3.64	0	1.45	0	9.82
	Night (7pm-7am)	12	10	0	4	0	3.27	0	1.45	0	
32	Day (7am-7pm)	12	11	0	4	0	3.75	0	1.50	0	9.75
	Night (7pm-7am)	12	9	0	4	0	3.00	0	1.50	0	
31	Day (7am-7pm)	12	10	0	4	0	3.48	0	1.55	0	9.68
	Night (7pm-7am)	12	9	0	4	0	3.10	0	1.55	0	
30	Day (7am-7pm)	12	10	0	4	0	3.60	0	1.60	0	10.00
	Night (7pm-7am)	12	9	0	4	0	3.20	0	1.60	0	
29	Day (7am-7pm)	12	10	0	4	0	3.72	0	1.66	0	10.34
	Night (7pm-7am)	12	9	0	4	0	3.31	0	1.66	0	
28	Day (7am-7pm)	12	9	0	4	0	3.43	0	1.71	0	9.86
	Night (7pm-7am)	12	8	0	4	0	3.00	0	1.71	0	
27	Day (7am-7pm)	12	9	0	4	0	3.56	0	1.78	0	10.22
	Night (7pm-7am)	12	8	0	4	0	3.11	0	1.78	0	
26	Day (7am-7pm)	12	9	0	4	0	3.69	0	1.85	0	10.15
	Night (7pm-7am)	12	8	0	3	0	3.23	0	1.38	0	
25	Day (7am-7pm)	12	9	0	3	0	3.84	0	1.44	0	10.08
	Night (7pm-7am)	12	8	0	3	0	3.36	0	1.44	0	
24	Day (7am-7pm)	12	9	0	3	0	4.00	0	1.50	0	10.00
	Night (7pm-7am)	12	7	0	3	0	3.00	0	1.50	0	
23	Day (7am-7pm)	12	8	0	3	0	3.65	0	1.57	0	9.91
	Night (7pm-7am)	12	7	0	3	0	3.13	0	1.57	0	
22	Day (7am-7pm)	12	8	0	3	0	3.82	0	1.64	0	10.36
	Night (7pm-7am)	12	7	0	3	0	3.27	0	1.64	0	
21	Day (7am-7pm)	12	8	0	3	0	4.00	0	1.71	0	10.86
	Night (7pm-7am)	12	7	0	3	0	3.43	0	1.71	0	
20	Day (7am-7pm)	12	7	0	3	0	3.60	0	1.80	0	10.20
	Night (7pm-7am)	12	6	0	3	0	3.00	0	1.80	0	
19	Day (7am-7pm)	12	7	0	3	0	3.79	0	1.89	0	10.74
	Night (7pm-7am)	12	6	0	3	0	3.16	0	1.89	0	
18	Day (7am-7pm)	12	7	0	3	0	4.00	0	2.00	0	10.67
	Night (7pm-7am)	12	6	0	2	0	3.33	0	1.33	0	
17	Day (7am-7pm)	12	7	0	2	0	4.24	0	1.41	0	10.59
	Night (7pm-7am)	12	6	0	2	0	3.53	0	1.41	0	
16	Day (7am-7pm)	12	6	0	2	0	3.75	0	1.50	0	9.75
	Night (7pm-7am)	12	5	0	2	0	3.00	0	1.50	0	
15	Day (7am-7pm)	12	5	0	2	0	3.20	0	1.60	0	8.80
	Night (7pm-7am)	12	4	0	2	0	2.40	0	1.60	0	
14	Day (7am-7pm)	12	5	0	2	0	3.43	0	1.71	0	9.43
	Night (7pm-7am)	12	4	0	2	0	2.57	0	1.71	0	
13	Day (7am-7pm)	12	5	0	2	0	3.69	0	1.85	0	10.15
	Night (7pm-7am)	12	4	0	2	0	2.77	0	1.85	0	
12	Day (7am-7pm)	12	4	0	2	0	3.00	0	2.00	0	9.00
	Night (7pm-7am)	12	3	0	2	0	2.00	0	2.00	0	
11	Day (7am-7pm)	12	4	0	2	0	3.27	0	2.18	0	9.82
	Night (7pm-7am)	12	3	0	2	0	2.18	0	2.18	0	
10	Day (7am-7pm)	12	4	0	2	0	3.60	0	2.40	0	10.80
	Night (7pm-7am)	12	3	0	2	0	2.40	0	2.40	0	
9	Day (7am-7pm)	12	3	0	2	0	2.67	0	2.67	0	9.33
	Night (7pm-7am)	12	3	0	1	0	2.67	0	1.33	0	
8	Day (7am-7pm)	12	3	0	1	0	3.00	0	1.50	0	7.50
	Night (7pm-7am)	12	2	0	1	0	1.50	0	1.50	0	

7	Day (7am-7pm)	12	3	0	1	0	3.43	0	1.71	0	8.57
	Night (7pm-7am)	12	2	0	1	0	1.71	0	1.71	0	
6	Day (7am-7pm)	12	2	0	1	0	2.00	0	2.00	0	8.00
	Night (7pm-7am)	12	2	0	1	0	2.00	0	2.00	0	
5	Day (7am-7pm)	12	2	0	1	0	2.40	0	2.40	0	9.60
	Night (7pm-7am)	12	2	0	1	0	2.40	0	2.40	0	
4	Day (7am-7pm)	12	2	0	1	0	3.00	0	3.00	0	12.00
	Night (7pm-7am)	12	2	0	1	0	3.00	0	3.00	0	
3	Day (7am-7pm)	12	1	0	1	0	0.00	0	4.00	0	8.00
	Night (7pm-7am)	12	1	0	1	0	0.00	0	4.00	0	
2	Day (7am-7pm)	12	1	0	1	0	0.00	0	6.00	0	12.00
	Night (7pm-7am)	12	1	0	1	0	0.00	0	6.00	0	
1	Day (7am-7pm)	12	1	0	1	0	0.00	0	12.00	0	24.00
	Night (7pm-7am)	12	1	0	1	0	0.00	0	12.00	0	

Unit Information - 4EH

Additional Care Team Members

Occupation	Shift Coverage			
	Day	Evening	Night	Weekend
Patient Service Specialist	X	X		X
Respiratory Therapy	X	X	X	X
Physical Therapy	X			X
Occupational Therapy	X			X
Speech Therapy	X			X
Pharmacist	X	X	X	X
Phlebotomist	X	X		X
Provider (APP and Physician)	X	X	X	X
Specialty Techs (ex. Radiology, Ultrasound, Mobility, etc.)	X	X	X	X
Spiritual Care	X	X	X	X
Social Work	X	X	X	X
Dietician	X			X

Unit Information

Factors Considered in the Development of the Unit Staffing Plan (Check all that apply):

✓ Activity such as patient admissions, discharges, and transfers

Description: Admissions, discharges, and transfer activities considered include transfers between units, ED admissions, direct admits, transfers to other healthcare facilities, discharges to home and more.

✓ Patient acuity level, intensity of care needs, and the type of care to be delivered on each shift

Description: Considerations include patient acuity, frequency of interventions, monitoring requirements, and specialty care delivery.

✓ Skill mix

Description: Skill mix considerations include charge nurses, preceptors, specialty trained nurses, device trained nurses, and department specific skill/training needs.

✓ Level of experience of nursing and patient care staff

Description: The orientation of new staff is designed based on the level of experiences of the new staff member.

√ Need for specialized or intensive equipment

Description: Specialty equipment or therapy may result in additional staffing requirements and staffing plans are adjusted to address the additional needs.

√ Architecture and geography of the unit such as placement of patient rooms, treatment areas, nursing stations, medication preparation areas, and equipment

Description: Geographic considerations are used to ensure effective, efficient, and safe patient care.

√ Other

Description:
Break Coverage Plan: Two Break RNs Monday-Sunday
-RN 1: 0700-1530
-RN 1: 1100-1930

Patient Volume-based Staffing Matrix Formula Template

Minimum means the minimum number of RNs, LPNs, CNAs, and UAPs per shift based on the average needs of the unit such as patient acuity, staff skill level, and patient care activities. If a unit does not utilize certain staff for that shift please put "0", do not leave it blank.

Unit/ Clinic Name:		4WH									
Unit/ Clinic Type:		Rehab									
Unit/ Clinic Address:		325 9th Ave, Seattle WA 98104									
Average Daily Census:		27				Maximum # of Beds:			29		
Effective as of:		1/1/2025									
Census											
Census	Shift Type	Shift Length in Hours	Min # of RN's	Min # of LPN's	Min # of CNA's	Min # of UAP's	Min # of RN HPUS	Min # of LPN HPUS	Min # of CNA HPUS	Min # of UAP HPUS	Total Minimum Direct Pt. Care HPUS (hours per unit of service)
29	Days (7am-7pm)	12	10	0	4	0	4.14	0	1.66	0	10.34
	Nights (7pm-7am)	12	7	0	3	0	2.90	0	1.24	0	
	Middle (11am-11pm)	12	0	0	1	0	0	0	0.41	0	
28	Days (7am-7pm)	12	10	0	4	0	4.29	0	1.71	0	10.71
	Nights (7pm-7am)	12	7	0	3	0	3.00	0	1.29	0	
	Middle (11am-11pm)	12	0	0	1	0	0	0	0.43	0	
27	Days (7am-7pm)	12	10	0	4	0	4.44	0	1.78	0	11.11
	Nights (7pm-7am)	12	7	0	3	0	3.11	0	1.33	0	
	Middle (11am-11pm)	12	0	0	1	0	0	0	0.44	0	
26	Days (7am-7pm)	12	9	0	4	0	4.15	0	1.85	0	10.62
	Nights (7pm-7am)	12	7	0	2	0	3.23	0	0.92	0	
	Middle (11am-11pm)	12	0	0	1	0	0	0	0.46	0	
25	Days (7am-7pm)	12	9	0	4	0	4.32	0	1.92	0	11.04
	Nights (7pm-7am)	12	7	0	2	0	3.36	0	0.96	0	
	Middle (11am-11pm)	12	0	0	1	0	0	0	0.48	0	
24	Days (7am-7pm)	12	9	0	3	0	4.50	0	1.50	0	11.00
	Nights (7pm-7am)	12	7	0	2	0	3.50	0	1.00	0	
	Middle (11am-11pm)	12	0	0	1	0	0	0	0.50	0	
23	Days (7am-7pm)	12	8	0	3	0	4.17	0	1.57	0	10.43
	Nights (7pm-7am)	12	6	0	2	0	3.13	0	1.04	0	
	Middle (11am-11pm)	12	0	0	1	0	0	0	0.52	0	
22	Days (7am-7pm)	12	8	0	3	0	4.36	0	1.64	0	10.91
	Nights (7pm-7am)	12	6	0	2	0	3.27	0	1.09	0	
	Middle (11am-11pm)	12	0	0	1	0	0	0	0.55	0	
21	Days (7am-7pm)	12	8	0	3	0	4.57	0	1.71	0	10.86
	Nights (7pm-7am)	12	5	0	2	0	2.86	0	1.14	0	
	Middle (11am-11pm)	12	0	0	1	0	0	0	0.57	0	
20	Days (7am-7pm)	12	7	0	3	0	4.20	0	1.80	0	10.80
	Nights (7pm-7am)	12	5	0	2	0	3.00	0	1.20	0	
	Middle (11am-11pm)	12	0	0	1	0	0	0	0.60	0	
19	Days (7am-7pm)	12	7	0	3	0	4.42	0	1.89	0	10.74
	Nights (7pm-7am)	12	5	0	1	0	3.16	0	0.63	0	
	Middle (11am-11pm)	12	0	0	1	0	0	0	0.63	0	
18	Days (7am-7pm)	12	7	0	3	0	4.67	0	2.00	0	11.33
	Nights (7pm-7am)	12	5	0	1	0	3.33	0	0.67	0	
	Middle (11am-11pm)	12	0	0	1	0	0	0	0.67	0	
17	Days (7am-7pm)	12	6	0	2	0	4.24	0	1.41	0	10.59
	Nights (7pm-7am)	12	5	0	1	0	3.53	0	0.71	0	
	Middle (11am-11pm)	12	0	0	1	0	0	0	0.71	0	
16	Days (7am-7pm)	12	6	0	2	0	4.50	0	1.50	0	10.50
	Nights (7pm-7am)	12	4	0	1	0	3.00	0	0.75	0	
	Middle (11am-11pm)	12	0	0	1	0	0	0	0.75	0	
15	Days (7am-7pm)	12	6	0	2	0	4.80	0	1.60	0	11.20
	Nights (7pm-7am)	12	4	0	1	0	3.20	0	0.80	0	
	Middle (11am-11pm)	12	0	0	1	0	0	0	0.80	0	
14	Days (7am-7pm)	12	5	0	2	0	4.29	0	1.71	0	11.14
	Nights (7pm-7am)	12	4	0	1	0	3.43	0	0.86	0	
	Middle (11am-11pm)	12	0	0	1	0	0	0	0.86	0	
13	Days (7am-7pm)	12	5	0	2	0	4.62	0	1.85	0	12.00
	Nights (7pm-7am)	12	4	0	1	0	3.69	0	0.92	0	
	Middle (11am-11pm)	12	0	0	1	0	0	0	0.92	0	
12	Days (7am-7pm)	12	5	0	2	0	5.00	0	2.00	0	13.00
	Nights (7pm-7am)	12	4	0	1	0	4.00	0	1.00	0	
	Middle (11am-11pm)	12	0	0	1	0	0	0	1.00	0	
11	Days (7am-7pm)	12	5	0	2	0	5.45	0	2.18	0	
	Nights (7pm-7am)	12	3	0	1	0	3.27	0	1.09	0	

	Middle (11am-11pm)	12	0	0	1	0	0	0	1.09	0	13.09
10	Days (7am-7pm)	12	5	0	2	0	6.00	0	2.40	0	14.40
	Nights (7pm-7am)	12	3	0	1	0	3.60	0	1.20	0	
	Middle (11am-11pm)	12	0	0	1	0	0	0	1.20	0	
9	Days (7am-7pm)	12	4	0	1	0	5.33	0	1.33	0	13.33
	Nights (7pm-7am)	12	3	0	1	0	4.00	0	1.33	0	
	Middle (11am-11pm)	12	0	0	1	0	0	0	1.33	0	
8	Days (7am-7pm)	12	4	0	1	0	6.00	0	1.50	0	13.50
	Nights (7pm-7am)	12	3	0	1	0	4.50	0	1.50	0	
7	Days (7am-7pm)	12	4	0	1	0	6.86	0	1.71	0	15.43
	Nights (7pm-7am)	12	3	0	1	0	5.14	0	1.71	0	
6	Days (7am-7pm)	12	3	0	1	0	6.00	0	2.00	0	14.00
	Nights (7pm-7am)	12	2	0	1	0	4.00	0	2.00	0	
5	Days (7am-7pm)	12	3	0	1	0	7.20	0	2.40	0	16.80
	Nights (7pm-7am)	12	2	0	1	0	4.80	0	2.40	0	
4	Days (7am-7pm)	12	3	0	1	0	9.00	0	3.00	0	18.00
	Nights (7pm-7am)	12	2	0	0	0	6.00	0	0.00	0	
3	Days (7am-7pm)	12	2	0	1	0	8.00	0	4.00	0	20.00
	Nights (7pm-7am)	12	2	0	0	0	8.00	0	0.00	0	
2	Days (7am-7pm)	12	2	0	1	0	12.00	0	6.00	0	30.00
	Nights (7pm-7am)	12	2	0	0	0	12.00	0	0.00	0	
1	Days (7am-7pm)	12	2	0	1	0	24.00	0	12.00	0	60.00
	Nights (7pm-7am)	12	2	0	0	0	24.00	0	0.00	0	

Unit Information - 4WH

Additional Care Team Members

Occupation	Shift Coverage			
	Day	Evening	Night	Weekend
Patient Service Specialist	X	X		X
Respiratory Therapy	X	X	X	X
Physical Therapy	X			X
Occupational Therapy	X			X
Speech Therapy	X			X
Pharmacist	X	X	X	X
Phlebotomist	X	X	X	X
Provider (APP and Physician)	X	X	X	X
Specialty Techs (ex. Radiology,	X	X	X	X
Spiritual Care	X	X	X	X
Social Work	X	X	X	X
Dietician	X			X

Unit Information

**Factors Considered in the Development of the Unit Staffing Plan
(Check all that apply):**

- ☒ Activity such as patient admissions, discharges, and transfers

Description:

Admissions, discharges, and transfer activities considered include transfers between units, direct admits, transfers to other healthcare facilities, discharges to home and more.

- ☒ Patient acuity level, intensity of care needs, and the type of care to be delivered on each shift

Description:

Considerations include patient acuity, frequency of interventions, monitoring requirements, and specialty care delivery

- ☒ Skill mix

Description:

Skill mix considerations include charge nurses, preceptors, specialty trained nurses, device trained nurses, and department specific skill/training needs.

- ☒ Level of experience of nursing and patient care staff

Description:

The orientation of new staff is designed based on the level of experience of the new staff member.

☒ Need for specialized or intensive equipment

Description:

Specialty equipment or therapy may result in additional staffing requirements and staffing plans are adjusted to address the additional needs.

☒ Architecture and geography of the unit such as placement of patient rooms, treatment areas, nursing stations, medication preparation areas, and equipment

Description:

Geographic considerations are used to ensure effective, efficient, and safe patient care.

☒ Other

Description:

Break coverage plan: Two 8 hour break RNs, Monday to Sunday (examples 0700-1530 or 0900-1730).

Staffing may be adjusted based on specific patients and staff mix.

One extra nurse may be allotted for 1-2 ventilator patients.

One extra nurse may be allotted if 12 or more spinal cord injured patients on the unit.

Patient Volume-based Staffing Matrix Formula Template

Minimum means the minimum number of RNs, LPNs, CNAs, and UAPs per shift based on the average needs of the unit such as patient acuity, staff skill level, and patient care activities. If a unit does not utilize certain staff for that shift please put "0", do not leave it blank.

Unit/ Clinic Name:		5EH									
Unit/ Clinic Type:		Medicine/Surgical Telemetry Acute Care									
Unit/ Clinic Address:		325 9th Ave, Seattle WA 98104									
Average Daily Census:		32				Maximum # of Beds:			34		
Effective as of:		1/1/2025									
Census											
Census	Shift Type	Shift Length in Hours	Min # of RN's	Min # of LPN's	Min # of CNA's	Min # of UAP's	Min # of RN HPUS	Min # of LPN HPUS	Min # of CNA HPUS	Min # of UAP HPUS	Total Minimum Direct Pt. Care HPUS (hours per unit of service)
34	Day (7am-7pm)	12	11	0	5	0	3.53	0	1.76	0	9.88
	Night (7pm-7am)	12	10	0	4	0	3.18	0	1.41	0	
33	Day (7am-7pm)	12	11	0	4	0	3.64	0	1.45	0	9.82
	Night (7pm-7am)	12	10	0	4	0	3.27	0	1.45	0	
32	Day (7am-7pm)	12	11	0	4	0	3.75	0	1.50	0	9.75
	Night (7pm-7am)	12	9	0	4	0	3.00	0	1.50	0	
31	Day (7am-7pm)	12	10	0	4	0	3.48	0	1.55	0	9.68
	Night (7pm-7am)	12	9	0	4	0	3.10	0	1.55	0	
30	Day (7am-7pm)	12	10	0	4	0	3.60	0	1.60	0	10.00
	Night (7pm-7am)	12	9	0	4	0	3.20	0	1.60	0	
29	Day (7am-7pm)	12	10	0	4	0	3.72	0	1.66	0	10.34
	Night (7pm-7am)	12	9	0	4	0	3.31	0	1.66	0	
28	Day (7am-7pm)	12	9	0	4	0	3.43	0	1.71	0	9.86
	Night (7pm-7am)	12	8	0	4	0	3.00	0	1.71	0	
27	Day (7am-7pm)	12	9	0	4	0	3.56	0	1.78	0	10.22
	Night (7pm-7am)	12	8	0	4	0	3.11	0	1.78	0	
26	Day (7am-7pm)	12	9	0	4	0	3.69	0	1.85	0	10.15
	Night (7pm-7am)	12	8	0	3	0	3.23	0	1.38	0	
25	Day (7am-7pm)	12	9	0	3	0	3.84	0	1.44	0	10.08
	Night (7pm-7am)	12	8	0	3	0	3.36	0	1.44	0	
24	Day (7am-7pm)	12	9	0	3	0	4.00	0	1.50	0	10.00
	Night (7pm-7am)	12	7	0	3	0	3.00	0	1.50	0	
23	Day (7am-7pm)	12	8	0	3	0	3.65	0	1.57	0	9.91
	Night (7pm-7am)	12	7	0	3	0	3.13	0	1.57	0	
22	Day (7am-7pm)	12	8	0	3	0	3.82	0	1.64	0	10.36
	Night (7pm-7am)	12	7	0	3	0	3.27	0	1.64	0	
21	Day (7am-7pm)	12	8	0	3	0	4.00	0	1.71	0	10.86
	Night (7pm-7am)	12	7	0	3	0	3.43	0	1.71	0	
20	Day (7am-7pm)	12	7	0	3	0	3.60	0	1.80	0	10.20
	Night (7pm-7am)	12	6	0	3	0	3.00	0	1.80	0	
19	Day (7am-7pm)	12	7	0	3	0	3.79	0	1.89	0	10.74
	Night (7pm-7am)	12	6	0	3	0	3.16	0	1.89	0	
18	Day (7am-7pm)	12	7	0	3	0	4.00	0	2.00	0	10.67
	Night (7pm-7am)	12	6	0	2	0	3.33	0	1.33	0	
17	Day (7am-7pm)	12	7	0	2	0	4.24	0	1.41	0	10.59
	Night (7pm-7am)	12	6	0	2	0	3.53	0	1.41	0	
16	Day (7am-7pm)	12	6	0	2	0	3.75	0	1.50	0	9.75
	Night (7pm-7am)	12	5	0	2	0	3.00	0	1.50	0	
15	Day (7am-7pm)	12	5	0	2	0	3.20	0	1.60	0	8.80
	Night (7pm-7am)	12	4	0	2	0	2.40	0	1.60	0	
14	Day (7am-7pm)	12	5	0	2	0	3.43	0	1.71	0	9.43
	Night (7pm-7am)	12	4	0	2	0	2.57	0	1.71	0	
13	Day (7am-7pm)	12	5	0	2	0	3.69	0	1.85	0	10.15
	Night (7pm-7am)	12	4	0	2	0	2.77	0	1.85	0	
12	Day (7am-7pm)	12	4	0	2	0	3.00	0	2.00	0	9.00
	Night (7pm-7am)	12	3	0	2	0	2.00	0	2.00	0	
11	Day (7am-7pm)	12	4	0	2	0	3.27	0	2.18	0	9.82
	Night (7pm-7am)	12	3	0	2	0	2.18	0	2.18	0	
10	Day (7am-7pm)	12	4	0	2	0	3.60	0	2.40	0	10.80
	Night (7pm-7am)	12	3	0	2	0	2.40	0	2.40	0	
9	Day (7am-7pm)	12	3	0	2	0	2.67	0	2.67	0	9.33
	Night (7pm-7am)	12	3	0	1	0	2.67	0	1.33	0	
8	Day (7am-7pm)	12	3	0	1	0	3.00	0	1.50	0	7.50
	Night (7pm-7am)	12	2	0	1	0	1.50	0	1.50	0	
7	Day (7am-7pm)	12	3	0	1	0	3.43	0	1.71	0	

7	Night (7pm-7am)	12	2	0	1	0	1.71	0	1.71	0	8.57
6	Day (7am-7pm)	12	2	0	1	0	2.00	0	2.00	0	8.00
	Night (7pm-7am)	12	2	0	1	0	2.00	0	2.00	0	
5	Day (7am-7pm)	12	2	0	1	0	2.40	0	2.40	0	9.60
	Night (7pm-7am)	12	2	0	1	0	2.40	0	2.40	0	
4	Day (7am-7pm)	12	2	0	1	0	3.00	0	3.00	0	12.00
	Night (7pm-7am)	12	2	0	1	0	3.00	0	3.00	0	
3	Day (7am-7pm)	12	1	0	1	0	0.00	0	4.00	0	8.00
	Night (7pm-7am)	12	1	0	1	0	0.00	0	4.00	0	
2	Day (7am-7pm)	12	1	0	1	0	0.00	0	6.00	0	12.00
	Night (7pm-7am)	12	1	0	1	0	0.00	0	6.00	0	
1	Day (7am-7pm)	12	1	0	1	0	0.00	0	12.00	0	24.00
	Night (7pm-7am)	12	1	0	1	0	0.00	0	12.00	0	

Unit Information - 5EH

Additional Care Team Members

Occupation	Shift Coverage			
	Day	Evening	Night	Weekend
Patient Service Specialist	X	X		X
Respiratory Therapy	X	X	X	X
Physical Therapy	X			X
Occupational Therapy	X			X
Speech Therapy	X			X
Pharmacist	X	X	X	X
Phlebotomist	X	X		X
Provider (APP and Physician)	X	X	X	X
Specialty Techs (ex. Radiology, Ultrasound, Mobility, etc.)	X	X	X	X
Spiritual Care	X	X	X	X
Social Work	X	X	X	X
Dietician	X			X

Unit Information

Factors Considered in the Development of the Unit Staffing Plan (Check all that apply):



Activity such as patient admissions, discharges, and transfers

Description: Admissions, discharges, and transfer activities considered include transfers between units, ED admissions, direct admits, transfers to other healthcare facilities, discharges to home and more.



Patient acuity level, intensity of care needs, and the type of care to be delivered on each shift

Description: Considerations include patient acuity, frequency of interventions, monitoring requirements, and specialty care delivery.



Skill mix

Description: Skill mix considerations include charge nurses, preceptors, specialty trained nurses, device trained nurses, and department specific skill/training needs.

√ Level of experience of nursing and patient care staff

Description: The orientation of new staff is designed based on the level of experiences of the new staff member.

√ Need for specialized or intensive equipment

Description: Specialty equipment or therapy may result in additional staffing requirements and staffing plans are adjusted to address the additional needs.

√ Architecture and geography of the unit such as placement of patient rooms, treatment areas, nursing stations, medication preparation areas, and equipment

Description: Geographic considerations are used to ensure effective, efficient, and safe patient care.

√ Other

Description:

Break Coverage Plan:

- two 8 hour break RNs Mon-Sun (Examples 0700-1530 or 0900-1730)

Patient Volume-based Staffing Matrix Formula Template

Minimum means the minimum number of RNs, LPNs, CNAs, and UAPs per shift based on the average needs of the unit such as patient acuity, staff skill level, and patient care activities. If a unit does not utilize certain staff for that shift please put "0", do not leave it blank.

Unit/ Clinic Name:			6EH								
Unit/ Clinic Type:			Orthopedics Acute Care								
Unit/ Clinic Address:			325 9th Ave, Seattle WA 98104								
Average Daily Census:			25			Maximum # of Beds:			26		
Effective as of:			1/1/2025								
Census											
Census	Shift Type	Shift Length in Hours	Min # of RN's	Min # of LPN's	Min # of CNA's	Min # of UAP's	Min # of RN HPUS	Min # of LPN HPUS	Min # of CNA HPUS	Min # of UAP HPUS	Total Minimum Direct Pt. Care HPUS (hours per unit of service)
26	Day (7am-7pm)	12	9	0	4	0	3.69	0	1.85	0	10.15
	Night (7pm-7am)	12	8	0	3	0	3.23	0	1.38	0	
25	Day (7am-7pm)	12	9	0	3	0	3.84	0	1.44	0	10.08
	Night (7pm-7am)	12	8	0	3	0	3.36	0	1.44	0	
24	Day (7am-7pm)	12	9	0	3	0	4.00	0	1.50	0	10.00
	Night (7pm-7am)	12	7	0	3	0	3.00	0	1.50	0	
23	Day (7am-7pm)	12	8	0	3	0	3.65	0	1.57	0	9.91
	Night (7pm-7am)	12	7	0	3	0	3.13	0	1.57	0	
22	Day (7am-7pm)	12	8	0	3	0	3.82	0	1.64	0	10.36
	Night (7pm-7am)	12	7	0	3	0	3.27	0	1.64	0	
21	Day (7am-7pm)	12	8	0	3	0	4.00	0	1.71	0	10.86
	Night (7pm-7am)	12	7	0	3	0	3.43	0	1.71	0	
20	Day (7am-7pm)	12	7	0	3	0	3.60	0	1.80	0	10.20
	Night (7pm-7am)	12	6	0	3	0	3.00	0	1.80	0	
19	Day (7am-7pm)	12	7	0	3	0	3.79	0	1.89	0	10.74
	Night (7pm-7am)	12	6	0	3	0	3.16	0	1.89	0	
18	Day (7am-7pm)	12	7	0	3	0	4.00	0	2.00	0	10.67
	Night (7pm-7am)	12	6	0	2	0	3.33	0	1.33	0	
17	Day (7am-7pm)	12	7	0	2	0	4.24	0	1.41	0	10.59
	Night (7pm-7am)	12	6	0	2	0	3.53	0	1.41	0	
16	Day (7am-7pm)	12	6	0	2	0	3.75	0	1.50	0	9.75
	Night (7pm-7am)	12	5	0	2	0	3.00	0	1.50	0	
15	Day (7am-7pm)	12	5	0	2	0	3.20	0	1.60	0	8.80
	Night (7pm-7am)	12	4	0	2	0	2.40	0	1.60	0	
14	Day (7am-7pm)	12	5	0	2	0	3.43	0	1.71	0	9.43
	Night (7pm-7am)	12	4	0	2	0	2.57	0	1.71	0	
13	Day (7am-7pm)	12	5	0	2	0	3.69	0	1.85	0	10.15
	Night (7pm-7am)	12	4	0	2	0	2.77	0	1.85	0	
12	Day (7am-7pm)	12	4	0	2	0	3.00	0	2.00	0	9.00
	Night (7pm-7am)	12	3	0	2	0	2.00	0	2.00	0	
11	Day (7am-7pm)	12	4	0	2	0	3.27	0	2.18	0	9.82
	Night (7pm-7am)	12	3	0	2	0	2.18	0	2.18	0	
10	Day (7am-7pm)	12	4	0	2	0	3.60	0	2.40	0	10.80
	Night (7pm-7am)	12	3	0	2	0	2.40	0	2.40	0	
9	Day (7am-7pm)	12	3	0	2	0	2.67	0	2.67	0	9.33
	Night (7pm-7am)	12	3	0	1	0	2.67	0	1.33	0	
8	Day (7am-7pm)	12	3	0	1	0	3.00	0	1.50	0	7.50
	Night (7pm-7am)	12	2	0	1	0	1.50	0	1.50	0	
7	Day (7am-7pm)	12	3	0	1	0	3.43	0	1.71	0	8.57
	Night (7pm-7am)	12	2	0	1	0	1.71	0	1.71	0	
6	Day (7am-7pm)	12	2	0	1	0	2.00	0	2.00	0	8.00
	Night (7pm-7am)	12	2	0	1	0	2.00	0	2.00	0	
5	Day (7am-7pm)	12	2	0	1	0	2.40	0	2.40	0	9.60
	Night (7pm-7am)	12	2	0	1	0	2.40	0	2.40	0	
4	Day (7am-7pm)	12	2	0	1	0	3.00	0	3.00	0	12.00
	Night (7pm-7am)	12	2	0	1	0	3.00	0	3.00	0	
3	Day (7am-7pm)	12	1	0	1	0	0.00	0	4.00	0	8.00
	Night (7pm-7am)	12	1	0	1	0	0.00	0	4.00	0	
2	Day (7am-7pm)	12	1	0	1	0	0.00	0	6.00	0	12.00
	Night (7pm-7am)	12	1	0	1	0	0.00	0	6.00	0	
1	Day (7am-7pm)	12	1	0	1	0	0.00	0	12.00	0	24.00
	Night (7pm-7am)	12	1	0	1	0	0.00	0	12.00	0	

Unit Information - 6EH

Additional Care Team Members

Occupation	Shift Coverage			
	Day	Evening	Night	Weekend
Patient Service Specialist	X	X		X
Respiratory Therapy	X	X	X	X
Physical Therapy	X			X
Occupational Therapy	X			X
Speech Therapy	X			X
Pharmacist	X	X	X	X
Phlebotomist	X	X		X
Provider (APP and Physician)	X	X	X	X
Specialty Techs (ex. Radiology, Ultrasound, Mobility, etc.)	X	X	X	X
Spiritual Care	X	X	X	X
Social Work	X	X	X	X
Dietician	X			X

Unit Information

Factors Considered in the Development of the Unit Staffing Plan (Check all that apply):

Activity such as patient admissions, discharges, and transfers

Description: Admissions, discharges, and transfer activities considered include transfers between units, ED admissions, direct admits, transfers to other healthcare facilities, discharges to home and more.

Patient acuity level, intensity of care needs, and the type of care to be delivered on each shift

Description: Considerations include patient acuity, frequency of interventions, monitoring requirements, and specialty care delivery.

Skill mix

Description: Skill mix considerations include charge nurses, preceptors, specialty trained nurses, device trained nurses, and department specific skill/training needs.

Level of experience of nursing and patient care staff

Description: The orientation of new staff is designed based on the level of experiences of the new staff member.

--

Need for specialized or intensive equipment

Description: Specialty equipment or therapy may result in additional staffing requirements and staffing plans are adjusted to address the additional needs.

Architecture and geography of the unit such as placement of patient rooms, treatment areas, nursing stations, medication preparation areas, and equipment

Description: Geographic considerations are used to ensure effective, efficient, and safe patient care.

Other

Description: Break Coverage Plan: - 2 Additional RNs from 0900-1730 Unit may upstaff by 1 RN during day and NOC for 2 or more patients that require nursing interventions every two hours. Examples include but are not limited to leech therapy, flap and replant protocols.
--

Patient Volume-based Staffing Matrix Formula Template

Minimum means the minimum number of RNs, LPNs, CNAs, and UAPs per shift based on the average needs of the unit such as patient acuity, staff skill level, and patient care activities. If a unit does not utilize certain staff for that shift please put "0", do not leave it blank.

Unit/ Clinic Name:		6MB									
Unit/ Clinic Type:		Planned Surgery Acute Care									
Unit/ Clinic Address:		325 9th Ave, Seattle WA 98104									
Average Daily Census:		29				Maximum # of Beds:			30		
Effective as of:		7/1/2024									
Census											
Census	Shift Type	Shift Length in Hours	Min # of RN's	Min # of LPN's	Min # of CNA's	Min # of UAP's	Min # of RN HPUS	Min # of LPN HPUS	Min # of CNA HPUS	Min # of UAP HPUS	Total Minimum Direct Pt. Care HPUS (hours per unit of service)
30	Day (7am-7pm)	12	10	0	3	0	3.60	0	1.20	0	9.20
	Night (7pm-7am)	12	9	0	3	0	3.20	0	1.20	0	
29	Day (7am-7pm)	12	10	0	3	0	3.72	0	1.24	0	9.10
	Night (7pm-7am)	12	8	0	3	0	2.90	0	1.24	0	
28	Day (7am-7pm)	12	9	0	3	0	3.43	0	1.29	0	9.00
	Night (7pm-7am)	12	8	0	3	0	3.00	0	1.29	0	
27	Day (7am-7pm)	12	9	0	3	0	3.56	0	1.33	0	9.33
	Night (7pm-7am)	12	8	0	3	0	3.11	0	1.33	0	
26	Day (7am-7pm)	12	9	0	3	0	3.69	0	1.38	0	9.69
	Night (7pm-7am)	12	8	0	3	0	3.23	0	1.38	0	
25	Day (7am-7pm)	12	9	0	3	0	3.84	0	1.44	0	10.08
	Night (7pm-7am)	12	8	0	3	0	3.36	0	1.44	0	
24	Day (7am-7pm)	12	8	0	3	0	3.50	0	1.50	0	9.50
	Night (7pm-7am)	12	7	0	3	0	3.00	0	1.50	0	
23	Day (7am-7pm)	12	8	0	3	0	3.65	0	1.57	0	9.91
	Night (7pm-7am)	12	7	0	3	0	3.13	0	1.57	0	
22	Day (7am-7pm)	12	8	0	3	0	3.82	0	1.64	0	10.36
	Night (7pm-7am)	12	7	0	3	0	3.27	0	1.64	0	
21	Day (7am-7pm)	12	7	0	3	0	3.43	0	1.71	0	10.29
	Night (7pm-7am)	12	7	0	3	0	3.43	0	1.71	0	
20	Day (7am-7pm)	12	7	0	2	0	3.60	0	1.20	0	9.00
	Night (7pm-7am)	12	6	0	2	0	3.00	0	1.20	0	
19	Day (7am-7pm)	12	7	0	2	0	3.79	0	1.26	0	9.47
	Night (7pm-7am)	12	6	0	2	0	3.16	0	1.26	0	
18	Day (7am-7pm)	12	7	0	2	0	4.00	0	1.33	0	10.00
	Night (7pm-7am)	12	6	0	2	0	3.33	0	1.33	0	
17	Day (7am-7pm)	12	6	0	2	0	3.53	0	1.41	0	9.18
	Night (7pm-7am)	12	5	0	2	0	2.82	0	1.41	0	
16	Day (7am-7pm)	12	6	0	2	0	3.75	0	1.50	0	9.75
	Night (7pm-7am)	12	5	0	2	0	3.00	0	1.50	0	
15	Day (7am-7pm)	12	5	0	2	0	3.20	0	1.60	0	8.80
	Night (7pm-7am)	12	4	0	2	0	2.40	0	1.60	0	
14	Day (7am-7pm)	12	5	0	2	0	3.43	0	1.71	0	9.43
	Night (7pm-7am)	12	4	0	2	0	2.57	0	1.71	0	
13	Day (7am-7pm)	12	5	0	2	0	3.69	0	1.85	0	10.15
	Night (7pm-7am)	12	4	0	2	0	2.77	0	1.85	0	
12	Day (7am-7pm)	12	4	0	2	0	3.00	0	2.00	0	9.00
	Night (7pm-7am)	12	3	0	2	0	2.00	0	2.00	0	
11	Day (7am-7pm)	12	4	0	2	0	3.27	0	2.18	0	9.82
	Night (7pm-7am)	12	3	0	2	0	2.18	0	2.18	0	
10	Day (7am-7pm)	12	4	0	1	0	3.60	0	1.20	0	8.40
	Night (7pm-7am)	12	3	0	1	0	2.40	0	1.20	0	
9	Day (7am-7pm)	12	3	0	1	0	2.67	0	1.33	0	8.00
	Night (7pm-7am)	12	3	0	1	0	2.67	0	1.33	0	
8	Day (7am-7pm)	12	3	0	1	0	3.00	0	1.50	0	7.50
	Night (7pm-7am)	12	2	0	1	0	1.50	0	1.50	0	
7	Day (7am-7pm)	12	3	0	1	0	3.43	0	1.71	0	8.57
	Night (7pm-7am)	12	2	0	1	0	1.71	0	1.71	0	
6	Day (7am-7pm)	12	2	0	1	0	2.00	0	2.00	0	8.00
	Night (7pm-7am)	12	2	0	1	0	2.00	0	2.00	0	
5	Day (7am-7pm)	12	2	0	1	0	2.40	0	2.40	0	9.60
	Night (7pm-7am)	12	2	0	1	0	2.40	0	2.40	0	
4	Day (7am-7pm)	12	2	0	1	0	3.00	0	3.00	0	12.00
	Night (7pm-7am)	12	2	0	1	0	3.00	0	3.00	0	
3	Day (7am-7pm)	12	1	0	1	0	0.00	0	4.00	0	8.00
	Night (7pm-7am)	12	1	0	1	0	0.00	0	4.00	0	
2	Day (7am-7pm)	12	1	0	1	0	0.00	0	6.00	0	12.00
	Night (7pm-7am)	12	1	0	1	0	0.00	0	6.00	0	
1	Day (7am-7pm)	12	1	0	1	0	0.00	0	12.00	0	24.00
	Night (7pm-7am)	12	1	0	1	0	0.00	0	12.00	0	

Unit Information - 6MB

Additional Care Team Members

Occupation	Shift Coverage			
	Day	Evening	Night	Weekend
Patient Service Specialist	X	X		X
Respiratory Therapy	X	X	X	X
Physical Therapy	X			X
Occupational Therapy	X			X
Speech Therapy	X			X
Pharmacist	X	X	X	X
Phlebotomist	X	X		X
Provider (APP and Physician)	X	X	X	X
Specialty Techs (ex. Radiology, Ultrasound, Mobility, etc.)	X	X	X	X
Spiritual Care	X	X	X	X
Social Work	X	X	X	X
Dietician	X			X

Unit Information

**Factors Considered in the Development of the Unit Staffing Plan
(Check all that apply):**

√ Activity such as patient admissions, discharges, and transfers

Description: Admissions, discharges, and transfer activities considered include transfers between units, ED admissions, direct admits, transfers to other healthcare facilities, discharges to home and more.

√ Patient acuity level, intensity of care needs, and the type of care to be delivered on each shift

Description: Considerations include patient acuity, frequency of interventions, monitoring requirements, and specialty care delivery.

√ Skill mix

Description: Skill mix considerations include charge nurses, preceptors, specialty trained nurses, device trained nurses, and department specific skill/training needs.

√ Level of experience of nursing and patient care staff

Description: The orientation of new staff is designed based on the level of experiences of the new staff member.

--

√ **Need for specialized or intensive equipment**

Description: Specialty equipment or therapy may result in additional staffing requirements and staffing plans are adjusted to address the additional needs.

√ **Architecture and geography of the unit such as placement of patient rooms, treatment areas, nursing stations, medication preparation areas, and equipment**

Description: Geographic considerations are used to ensure effective, efficient, and safe patient care.
--

√ **Other**

Description: Break Coverage Plan: - 2 Additional RNs from 0900-1730



DOH 346-154

Patient Volume-based Staffing Matrix Formula Template

Minimum means the minimum number of RNs, LPNs, CNAs, and UAPs per shift based on the average needs of the unit such as patient acuity, staff skill level, and patient care activities. If a unit does not utilize certain staff for that shift please put "0", do not leave it blank.

Unit/ Clinic Name:		7EH									
Unit/ Clinic Type:		Trauma/Surgery Acute Care									
Unit/ Clinic Address:		325 9th Ave, Seattle WA 98104									
Average Daily Census:		33				Maximum # of Beds:			34		
Effective as of:		1/1/2025									
Census											
Census	Shift Type	Shift Length in Hours	Min # of RN's	Min # of LPN's	Min # of CNA's	Min # of UAP's	Min # of RN HPUS	Min # of LPN HPUS	Min # of CNA HPUS	Min # of UAP HPUS	Total Minimum Direct Pt. Care HPUS (hours per unit of service)
34	Day (7am-7pm)	12	11	0	5	0	3.53	0	1.76	0	9.88
	Night (7pm-7am)	12	10	0	4	0	3.18	0	1.41	0	
33	Day (7am-7pm)	12	11	0	4	0	3.64	0	1.45	0	9.82
	Night (7pm-7am)	12	10	0	4	0	3.27	0	1.45	0	
32	Day (7am-7pm)	12	11	0	4	0	3.75	0	1.50	0	9.75
	Night (7pm-7am)	12	9	0	4	0	3.00	0	1.50	0	
31	Day (7am-7pm)	12	10	0	4	0	3.48	0	1.55	0	9.68
	Night (7pm-7am)	12	9	0	4	0	3.10	0	1.55	0	
30	Day (7am-7pm)	12	10	0	4	0	3.60	0	1.60	0	10.00
	Night (7pm-7am)	12	9	0	4	0	3.20	0	1.60	0	

29	Day (7am-7pm)	12	10	0	4	0	3.72	0	1.66	0	10.34
	Night (7pm-7am)	12	9	0	4	0	3.31	0	1.66	0	
28	Day (7am-7pm)	12	9	0	4	0	3.43	0	1.71	0	9.86
	Night (7pm-7am)	12	8	0	4	0	3.00	0	1.71	0	
27	Day (7am-7pm)	12	9	0	4	0	3.56	0	1.78	0	10.22
	Night (7pm-7am)	12	8	0	4	0	3.11	0	1.78	0	
26	Day (7am-7pm)	12	9	0	4	0	3.69	0	1.85	0	10.15
	Night (7pm-7am)	12	8	0	3	0	3.23	0	1.38	0	
25	Day (7am-7pm)	12	9	0	3	0	3.84	0	1.44	0	10.08
	Night (7pm-7am)	12	8	0	3	0	3.36	0	1.44	0	
24	Day (7am-7pm)	12	9	0	3	0	4.00	0	1.50	0	10.00
	Night (7pm-7am)	12	7	0	3	0	3.00	0	1.50	0	
23	Day (7am-7pm)	12	8	0	3	0	3.65	0	1.57	0	9.91
	Night (7pm-7am)	12	7	0	3	0	3.13	0	1.57	0	
22	Day (7am-7pm)	12	8	0	3	0	3.82	0	1.64	0	10.36
	Night (7pm-7am)	12	7	0	3	0	3.27	0	1.64	0	
21	Day (7am-7pm)	12	8	0	3	0	4.00	0	1.71	0	10.86
	Night (7pm-7am)	12	7	0	3	0	3.43	0	1.71	0	
20	Day (7am-7pm)	12	7	0	3	0	3.60	0	1.80	0	10.20
	Night (7pm-7am)	12	6	0	3	0	3.00	0	1.80	0	
19	Day (7am-7pm)	12	7	0	3	0	3.79	0	1.89	0	10.74
	Night (7pm-7am)	12	6	0	3	0	3.16	0	1.89	0	
18	Day (7am-7pm)	12	7	0	3	0	4.00	0	2.00	0	10.67
	Night (7pm-7am)	12	6	0	2	0	3.33	0	1.33	0	
17	Day (7am-7pm)	12	7	0	2	0	4.24	0	1.41	0	10.59
	Night (7pm-7am)	12	6	0	2	0	3.53	0	1.41	0	
16	Day (7am-7pm)	12	6	0	2	0	3.75	0	1.50	0	9.75
	Night (7pm-7am)	12	5	0	2	0	3.00	0	1.50	0	
15	Day (7am-7pm)	12	5	0	3	0	3.20	0	2.40	0	9.60
	Night (7pm-7am)	12	4	0	2	0	2.40	0	1.60	0	
14	Day (7am-7pm)	12	5	0	2	0	3.43	0	1.71	0	9.43
	Night (7pm-7am)	12	4	0	2	0	2.57	0	1.71	0	
13	Day (7am-7pm)	12	5	0	2	0	3.69	0	1.85	0	10.15
	Night (7pm-7am)	12	4	0	2	0	2.77	0	1.85	0	
12	Day (7am-7pm)	12	4	0	2	0	3.00	0	2.00	0	

12	Night (7pm-7am)	12	3	0	2	0	2.00	0	2.00	0	9.00
11	Day (7am-7pm)	12	4	0	2	0	3.27	0	2.18	0	9.82
	Night (7pm-7am)	12	3	0	2	0	2.18	0	2.18	0	
10	Day (7am-7pm)	12	4	0	2	0	3.60	0	2.40	0	10.80
	Night (7pm-7am)	12	3	0	2	0	2.40	0	2.40	0	
9	Day (7am-7pm)	12	3	0	2	0	2.67	0	2.67	0	9.33
	Night (7pm-7am)	12	3	0	1	0	2.67	0	1.33	0	
8	Day (7am-7pm)	12	3	0	1	0	3.00	0	1.50	0	7.50
	Night (7pm-7am)	12	2	0	1	0	1.50	0	1.50	0	
7	Day (7am-7pm)	12	3	0	1	0	3.43	0	1.71	0	8.57
	Night (7pm-7am)	12	2	0	1	0	1.71	0	1.71	0	
6	Day (7am-7pm)	12	2	0	1	0	2.00	0	2.00	0	8.00
	Night (7pm-7am)	12	2	0	1	0	2.00	0	2.00	0	
5	Day (7am-7pm)	12	2	0	1	0	2.40	0	2.40	0	9.60
	Night (7pm-7am)	12	2	0	1	0	2.40	0	2.40	0	
4	Day (7am-7pm)	12	2	0	1	0	3.00	0	3.00	0	12.00
	Night (7pm-7am)	12	2	0	1	0	3.00	0	3.00	0	
3	Day (7am-7pm)	12	1	0	1	0	0.00	0	4.00	0	8.00
	Night (7pm-7am)	12	1	0	1	0	0.00	0	4.00	0	
2	Day (7am-7pm)	12	1	0	1	0	0.00	0	6.00	0	12.00
	Night (7pm-7am)	12	1	0	1	0	0.00	0	6.00	0	
1	Day (7am-7pm)	12	1	0	1	0	0.00	0	12.00	0	24.00
	Night (7pm-7am)	12	1	0	1	0	0.00	0	12.00	0	

Unit Information - 7EH

Additional Care Team Members

Occupation	Shift Coverage			
	Day	Evening	Night	Weekend
Patient Service Specialist	X	X		X
Respiratory Therapy	X	X	X	X
Physical Therapy	X			X
Occupational Therapy	X			X
Speech Therapy	X			X
Pharmacist	X	X	X	X
Phlebotomist	X	X		X
Provider (APP and Physician)	X	X	X	X
Specialty Techs (ex. Radiology, Ultrasound, Mobility, etc.)	X	X	X	X
Spiritual Care	X	X	X	X
Social Work	X	X	X	X
Dietician	X			X

Unit Information

Factors Considered in the Development of the Unit Staffing Plan (Check all that apply):

✓ Activity such as patient admissions, discharges, and transfers

Description: Admissions, discharges, and transfer activities considered include transfers between units, ED admissions, direct admits, transfers to other healthcare facilities, discharges to home and more.

✓ Patient acuity level, intensity of care needs, and the type of care to be delivered on each shift

Description: Considerations include patient acuity, frequency of interventions, monitoring requirements, and specialty care delivery.

✓ Skill mix

Description: Skill mix considerations include charge nurses, preceptors, specialty trained nurses, device trained nurses, and department specific skill/training needs.

✓ Level of experience of nursing and patient care staff

Description: The orientation of new staff is designed based on the level of experiences of the new staff member.

--

√ Need for specialized or intensive equipment

Description: Specialty equipment or therapy may result in additional staffing requirements and staffing plans are adjusted to address the additional needs.

√ Architecture and geography of the unit such as placement of patient rooms, treatment areas, nursing stations, medication preparation areas, and equipment

Description: Geographic considerations are used to ensure effective, efficient, and safe patient care.

√ Other

Description: Break Coverage Plan: - 2 Break RNs Mon-Sun from 0900-1730

Patient Volume-based Staffing Matrix Formula Template

Minimum means the minimum number of RNs, LPNs, CNAs, and UAPs per shift based on the average needs of the unit such as patient acuity, staff skill level, and patient care activities. If a unit does not utilize certain staff for that shift please put "0", do not leave it blank.

Unit/ Clinic Name:		8EH									
Unit/ Clinic Type:		Burn/Plastic & Pediatric Acute Care									
Unit/ Clinic Address:		325 9th Ave, Seattle WA 98104									
Average Daily Census:		22				Maximum # of Beds:			26		
Effective as of:		1/1/2025									
Census											
Census	Shift Type	Shift Length in Hours	Min # of RN's	Min # of LPN's	Min # of CNA's	Min # of UAP's	Min # of RN HPUS	Min # of LPN HPUS	Min # of CNA HPUS	Min # of UAP HPUS	Total Minimum Direct Patient Care HPUS (hours per unit of service)
26	Day (7am-7pm)	12	9	0	4	0	3.69	0	1.85	0	10.15
	Night (7pm-7am)	12	8	0	3	0	3.23	0	1.38	0	
25	Day (7am-7pm)	12	9	0	3	0	3.84	0	1.44	0	10.08
	Night (7pm-7am)	12	8	0	3	0	3.36	0	1.44	0	
24	Day (7am-7pm)	12	9	0	3	0	4.00	0	1.50	0	10.00
	Night (7pm-7am)	12	7	0	3	0	3.00	0	1.50	0	
23	Day (7am-7pm)	12	8	0	3	0	3.65	0	1.57	0	9.91
	Night (7pm-7am)	12	7	0	3	0	3.13	0	1.57	0	
22	Day (7am-7pm)	12	8	0	3	0	3.82	0	1.64	0	10.36
	Night (7pm-7am)	12	7	0	3	0	3.27	0	1.64	0	
21	Day (7am-7pm)	12	8	0	3	0	4.00	0	1.71	0	10.86
	Night (7pm-7am)	12	7	0	3	0	3.43	0	1.71	0	
20	Day (7am-7pm)	12	7	0	3	0	3.60	0	1.80	0	10.20
	Night (7pm-7am)	12	6	0	3	0	3.00	0	1.80	0	
19	Day (7am-7pm)	12	7	0	3	0	3.79	0	1.89	0	10.74
	Night (7pm-7am)	12	6	0	3	0	3.16	0	1.89	0	
18	Day (7am-7pm)	12	7	0	3	0	4.00	0	2.00	0	10.67
	Night (7pm-7am)	12	6	0	2	0	3.33	0	1.33	0	
17	Day (7am-7pm)	12	7	0	2	0	4.24	0	1.41	0	10.59
	Night (7pm-7am)	12	6	0	2	0	3.53	0	1.41	0	
16	Day (7am-7pm)	12	6	0	2	0	3.75	0	1.50	0	9.75
	Night (7pm-7am)	12	5	0	2	0	3.00	0	1.50	0	
15	Day (7am-7pm)	12	5	0	3	0	3.20	0	2.40	0	9.60
	Night (7pm-7am)	12	4	0	2	0	2.40	0	1.60	0	
14	Day (7am-7pm)	12	5	0	2	0	3.43	0	1.71	0	9.43
	Night (7pm-7am)	12	4	0	2	0	2.57	0	1.71	0	
13	Day (7am-7pm)	12	5	0	2	0	3.69	0	1.85	0	10.15
	Night (7pm-7am)	12	4	0	2	0	2.77	0	1.85	0	
12	Day (7am-7pm)	12	4	0	2	0	3.00	0	2.00	0	9.00
	Night (7pm-7am)	12	3	0	2	0	2.00	0	2.00	0	
11	Day (7am-7pm)	12	4	0	2	0	3.27	0	2.18	0	9.82
	Night (7pm-7am)	12	3	0	2	0	2.18	0	2.18	0	
10	Day (7am-7pm)	12	4	0	2	0	3.60	0	2.40	0	10.80
	Night (7pm-7am)	12	3	0	2	0	2.40	0	2.40	0	
9	Day (7am-7pm)	12	3	0	2	0	2.67	0	2.67	0	9.33
	Night (7pm-7am)	12	3	0	1	0	2.67	0	1.33	0	
8	Day (7am-7pm)	12	3	0	1	0	3.00	0	1.50	0	7.50
	Night (7pm-7am)	12	2	0	1	0	1.50	0	1.50	0	
7	Day (7am-7pm)	12	3	0	1	0	3.43	0	1.71	0	8.57
	Night (7pm-7am)	12	2	0	1	0	1.71	0	1.71	0	
6	Day (7am-7pm)	12	2	0	1	0	2.00	0	2.00	0	8.00
	Night (7pm-7am)	12	2	0	1	0	2.00	0	2.00	0	
5	Day (7am-7pm)	12	2	0	1	0	2.40	0	2.40	0	9.60
	Night (7pm-7am)	12	2	0	1	0	2.40	0	2.40	0	
4	Day (7am-7pm)	12	2	0	1	0	3.00	0	3.00	0	12.00
	Night (7pm-7am)	12	2	0	1	0	3.00	0	3.00	0	
3	Day (7am-7pm)	12	1	0	1	0	0.00	0	4.00	0	8.00
	Night (7pm-7am)	12	1	0	1	0	0.00	0	4.00	0	
2	Day (7am-7pm)	12	1	0	1	0	0.00	0	6.00	0	12.00
	Night (7pm-7am)	12	1	0	1	0	0.00	0	6.00	0	
1	Day (7am-7pm)	12	1	0	1	0	0.00	0	12.00	0	24.00
	Night (7pm-7am)	12	1	0	1	0	0.00	0	12.00	0	

Unit Information - 8EH

Additional Care Team Members

Occupation	Shift Coverage			
	Day	Evening	Night	Weekend
Patient Service Specialist	X	X		X
Respiratory Therapy	X	X	X	X
Physical Therapy	X			X
Occupational Therapy	X			X
Speech Therapy	X			X
Pharmacist	X	X	X	X
Phlebotomist	X	X		X
Provider (APP and Physician)	X	X	X	X
Specialty Techs (ex. Radiology, Ultrasound, Mobility, etc.)	X	X	X	X
Spiritual Care	X	X	X	X
Social Work	X	X	X	X
Dietician	X			X

Unit Information

Factors Considered in the Development of the Unit Staffing Plan (Check all that apply):

√ Activity such as patient admissions, discharges, and transfers

Description: Admissions, discharges, and transfer activities considered include transfers between units, ED admissions, direct admits, transfers to other healthcare facilities, discharges to home and more.

√ Patient acuity level, intensity of care needs, and the type of care to be delivered on each shift

Description: Considerations include patient acuity, frequency of interventions, monitoring requirements, and specialty care delivery.

√ Skill mix

Description: Skill mix considerations include charge nurses, preceptors, specialty trained nurses, device trained nurses, and department specific skill/training needs.

√ Level of experience of nursing and patient care staff

Description: The orientation of new staff is designed based on the level of experiences of the new staff member.

√ Need for specialized or intensive equipment

Description: Specialty equipment or therapy may result in additional staffing requirements and staffing plans are adjusted to address the additional needs.

√ Architecture and geography of the unit such as placement of patient rooms, treatment areas, nursing stations, medication preparation areas, and equipment

Description: Geographic considerations are used to ensure effective, efficient, and safe patient care.

√ Other

Description:

Break Coverage Plan:

- 2 Break RNs 0900-1730 Mon-Sun

1 wound RN, not Included in this matrix, Mon-Sun 0700-1530. Should not be pulled for staffing. If there are 6 or more patients on wound rounds extend the wound care Mon-Sun to 0700-1930.

May upstaff 1 additional RN for patient requiring Nex-O-Brid treatment that shift.

Patient Volume-based Staffing Matrix Formula Template

Minimum means the minimum number of RNs, LPNs, CNAs, and UAPs per shift based on the average needs of the unit such as patient acuity, staff skill level, and patient care activities. If a unit does not utilize certain staff for that shift please put "0", do not leave it blank.

Unit/ Clinic Name:		5CT/6CT									
Unit/ Clinic Type:		Transitional Care									
Unit/ Clinic Address:		325 9th Ave, Seattle WA 98104									
Average Daily Census:		26 (11+15)				Maximum # of Beds:			27		
Effective as of:		1/1/2025									
Census											
Census	Shift Type	Shift Length in Hours	Min # of RN's	Min # of LPN's	Min # of CNA's	Min # of UAP's	Min # of RN HPUS	Min # of LPN HPUS	Min # of CNA HPUS	Min # of UAP HPUS	Total Minimum Direct Pt. Care HPUS (hours per unit of service)
27	Day (7am-7pm)	12	5	0	5	0	1.78	0	2.22	0	7.56
	Night (7pm-7am)	12	5	0	4	0	1.78	0	1.78	0	
26	Day (7am-7pm)	12	5	0	5	0	1.85	0	2.31	0	7.85
	Night (7pm-7am)	12	5	0	4	0	1.85	0	1.85	0	
25	Day (7am-7pm)	12	5	0	5	0	1.92	0	2.40	0	8.16
	Night (7pm-7am)	12	5	0	4	0	1.92	0	1.92	0	
24	Day (7am-7pm)	12	4	0	5	0	1.50	0	2.50	0	7.50
	Night (7pm-7am)	12	4	0	4	0	1.50	0	2.00	0	
23	Day (7am-7pm)	12	4	0	5	0	1.57	0	2.61	0	7.83
	Night (7pm-7am)	12	4	0	4	0	1.57	0	2.09	0	
22	Day (7am-7pm)	12	4	0	5	0	1.64	0	2.73	0	8.18
	Night (7pm-7am)	12	4	0	4	0	1.64	0	2.18	0	
21	Day (7am-7pm)	12	4	0	5	0	1.71	0	2.86	0	8.57
	Night (7pm-7am)	12	4	0	4	0	1.71	0	2.29	0	
20	Day (7am-7pm)	12	4	0	4	0	1.80	0	2.40	0	7.80
	Night (7pm-7am)	12	4	0	3	0	1.80	0	1.80	0	
19	Day (7am-7pm)	12	4	0	4	0	1.89	0	2.53	0	8.21
	Night (7pm-7am)	12	4	0	3	0	1.89	0	1.89	0	
18	Day (7am-7pm)	12	4	0	4	0	2.00	0	2.67	0	8.67
	Night (7pm-7am)	12	4	0	3	0	2.00	0	2.00	0	
17	Day (7am-7pm)	12	4	0	4	0	2.12	0	2.82	0	9.18
	Night (7pm-7am)	12	4	0	3	0	2.12	0	2.12	0	
16	Day (7am-7pm)	12	4	0	4	0	2.25	0	3.00	0	9.75
	Night (7pm-7am)	12	4	0	3	0	2.25	0	2.25	0	
15	Day (7am-7pm)	12	4	0	4	0	2.40	0	3.20	0	10.40
	Night (7pm-7am)	12	4	0	3	0	2.40	0	2.40	0	
14	Day (7am-7pm)	12	4	0	4	0	2.57	0	3.43	0	11.14
	Night (7pm-7am)	12	4	0	3	0	2.57	0	2.57	0	
13	Day (7am-7pm)	12	4	0	4	0	2.77	0	3.69	0	12.00
	Night (7pm-7am)	12	4	0	3	0	2.77	0	2.77	0	
12	Day (7am-7pm)	12	2	0	3	0	1.00	0	3.00	0	7.00
	Night (7pm-7am)	12	2	0	2	0	1.00	0	2.00	0	
11	Day (7am-7pm)	12	2	0	3	0	1.09	0	3.27	0	7.64
	Night (7pm-7am)	12	2	0	2	0	1.09	0	2.18	0	
10	Day (7am-7pm)	12	2	0	3	0	1.20	0	3.60	0	8.40
	Night (7pm-7am)	12	2	0	2	0	1.20	0	2.40	0	
9	Day (7am-7pm)	12	2	0	2	0	1.33	0	2.67	0	8.00
	Night (7pm-7am)	12	2	0	2	0	1.33	0	2.67	0	
8	Day (7am-7pm)	12	2	0	2	0	1.50	0	3.00	0	9.00
	Night (7pm-7am)	12	2	0	2	0	1.50	0	3.00	0	
7	Day (7am-7pm)	12	2	0	2	0	1.71	0	3.43	0	10.29
	Night (7pm-7am)	12	2	0	2	0	1.71	0	3.43	0	
6	Day (7am-7pm)	12	2	0	1	0	2.00	0	2.00	0	8.00
	Night (7pm-7am)	12	2	0	1	0	2.00	0	2.00	0	
5	Day (7am-7pm)	12	2	0	1	0	2.40	0	2.40	0	9.60
	Night (7pm-7am)	12	2	0	1	0	2.40	0	2.40	0	
4	Day (7am-7pm)	12	2	0	1	0	3.00	0	3.00	0	12.00
	Night (7pm-7am)	12	2	0	1	0	3.00	0	3.00	0	
3	Day (7am-7pm)	12	2	0	0	0	4.00	0	0.00	0	8.00
	Night (7pm-7am)	12	2	0	0	0	4.00	0	0.00	0	
2	Day (7am-7pm)	12	2	0	0	0	6.00	0	0.00	0	12.00
	Night (7pm-7am)	12	2	0	0	0	6.00	0	0.00	0	
1	Day (7am-7pm)	12	2	0	0	0	12.00	0	0.00	0	24.00
	Night (7pm-7am)	12	2	0	0	0	12.00	0	0.00	0	

Unit Information

Additional Care Team Members

Occupation	Shift Coverage			
	Day	Evening	Night	Weekend
Patient Service Specialist	X	X		X
Respiratory Therapy	X	X	X	X
Physical Therapy	X			X
Occupational Therapy	X			X
Speech Therapy	X			X
Pharmacist	X	X	X	X
Phlebotomist	X	X		X
Provider (APP and Physician)	X	X	X	X
Specialty Techs (ex. Radiology,	X	X	X	X
Spiritual Care	X	X	X	X
Social Work	X	X	X	X
Dietician	X			X

Unit Information

Factors Considered in the Development of the Unit Staffing Plan (Check all that apply):

☒ Activity such as patient admissions, discharges, and transfers

Description: Admissions, discharges, and transfer activities considered include transfers between units, ED admissions, direct admits, transfers to other healthcare facilities, discharges to home and more.

☒ Patient acuity level, intensity of care needs, and the type of care to be delivered on each shift

Description: Considerations include patient acuity, frequency of interventions, monitoring requirements, and specialty care delivery.

☒ Skill mix

Description: Skill mix considerations include charge nurses, preceptors, specialty trained nurses, device trained nurses, and department specific skill/training needs.

☒ Level of experience of nursing and patient care staff

Description: The orientation of new staff is designed based on the level of experiences of the new staff member.

--

√ **Need for specialized or intensive equipment**

Description: Specialty equipment or therapy may result in additional staffing requirements and staffing plans are adjusted to address the additional needs.

√ **Architecture and geography of the unit such as placement of patient rooms, treatment areas, nursing stations, medication preparation areas, and equipment**

Description: Geographic considerations are used to ensure effective, efficient, and safe patient care.

√ **Other**

Description:

When open, SCT and 6CT must each have a minimum of 2 RNs assigned to the area.

Patient Volume-based Staffing Matrix Formula Template

Minimum means the minimum number of RNs, LPNs, CNAs, and UAPs per shift based on the average needs of the unit such as patient acuity, staff skill level, and patient care activities. If a unit does not utilize certain staff for that shift please put "0", do not leave it blank.

Unit/ Clinic Name:		2EH MCICU									
Unit/ Clinic Type:		Medical Cardiac ICU									
Unit/ Clinic Address:		325 9th Ave, Seattle WA 98104									
Average Daily Census:		16				Maximum # of Beds:			17		
Effective as of:		1/1/2025									
Census											
Census	Shift Type	Shift Length in Hours	Min # of RN's	Min # of LPN's	Min # of CNA's	Min # of UAP's	Min # of RN HPUS	Min # of LPN HPUS	Min # of CNA HPUS	Min # of UAP HPUS	Total Minimum Direct Pt. Care HPUS (hours per unit of service)
17	Day (7am-7pm)	12	13	0	2	0	8.47	0	1.41	0	19.06
	Night (7pm-7am)	12	12	0	2	0	7.76	0	1.41	0	
16	Day (7am-7pm)	12	12	0	2	0	8.25	0	1.50	0	18.75
	Night (7pm-7am)	12	11	0	2	0	7.50	0	1.50	0	
15	Day (7am-7pm)	12	11	0	2	0	8.00	0	1.60	0	18.40
	Night (7pm-7am)	12	10	0	2	0	7.20	0	1.60	0	
14	Day (7am-7pm)	12	10	0	2	0	7.71	0	1.71	0	18.00
	Night (7pm-7am)	12	9	0	2	0	6.86	0	1.71	0	
13	Day (7am-7pm)	12	10	0	1	0	8.31	0	0.92	0	17.54
	Night (7pm-7am)	12	9	0	1	0	7.38	0	0.92	0	
12	Day (7am-7pm)	12	9	0	1	0	8.00	0	1.00	0	17.00
	Night (7pm-7am)	12	8	0	1	0	7.00	0	1.00	0	
11	Day (7am-7pm)	12	8	0	1	0	7.64	0	1.09	0	16.36
	Night (7pm-7am)	12	7	0	1	0	6.55	0	1.09	0	
10	Day (7am-7pm)	12	7	0	1	0	7.20	0	1.20	0	16.80
	Night (7pm-7am)	12	7	0	1	0	7.20	0	1.20	0	
9	Day (7am-7pm)	12	7	0	1	0	8.00	0	1.33	0	17.33
	Night (7pm-7am)	12	6	0	1	0	6.67	0	1.33	0	
8	Day (7am-7pm)	12	6	0	1	0	7.50	0	1.50	0	16.50
	Night (7pm-7am)	12	5	0	1	0	6.00	0	1.50	0	
7	Day (7am-7pm)	12	5	0	1	0	6.86	0	1.71	0	17.14
	Night (7pm-7am)	12	5	0	1	0	6.86	0	1.71	0	
6	Day (7am-7pm)	12	4	0	1	0	6.00	0	2.00	0	16.00
	Night (7pm-7am)	12	4	0	1	0	6.00	0	2.00	0	
5	Day (7am-7pm)	12	4	0	1	0	7.20	0	2.40	0	16.80
	Night (7pm-7am)	12	3	0	1	0	4.80	0	2.40	0	
4	Day (7am-7pm)	12	3	0	1	0	6.00	0	3.00	0	18.00
	Night (7pm-7am)	12	3	0	1	0	6.00	0	3.00	0	
3	Day (7am-7pm)	12	2	0	1	0	4.00	0	4.00	0	16.00
	Night (7pm-7am)	12	2	0	1	0	4.00	0	4.00	0	
2	Day (7am-7pm)	12	2	0	0	0	6.00	0	0.00	0	12.00
	Night (7pm-7am)	12	2	0	0	0	6.00	0	0.00	0	
1	Day (7am-7pm)	12	2	0	0	0	12.00	0	0.00	0	24.00
	Night (7pm-7am)	12	2	0	0	0	12.00	0	0.00	0	

Unit Information

Additional Care Team Members

Occupation	Shift Coverage			
	Day	Evening	Night	Weekend
Patient Service Specialist	X			
Respiratory Therapy	X	X	X	X
Physical Therapy	X			X
Occupational Therapy	X			X
Speech Therapy	X			X
Pharmacist	X	X	X	X
Provider (APP and Physician)	X	X	X	X
Specialty Techs (ex. Radiology, Ultrasound, Mobility, etc.)	X	X	X	X
Spiritual Care	X	X	X	X
Social Work	X	X	X	X
Dietician	X			X

Unit Information

Factors Considered in the Development of the Unit Staffing Plan (Check all that apply):

☒ Activity such as patient admissions, discharges, and transfers

Description: Admissions, discharges, and transfer activities considered include transfers between units, ED admissions, direct admits, transfers to other healthcare facilities, discharges to home and more.

☒ Patient acuity level, intensity of care needs, and the type of care to be delivered on each shift

Description: Considerations include patient acuity, frequency of interventions, monitoring requirements, and specialty care delivery

☒ Skill mix

Description: Skill mix considerations include charge nurses, preceptors, specialty trained nurses, device trained nurses, and department specific skill/training needs.

√ **Level of experience of nursing and patient care staff**

Description: The orientation of new staff is designed based on the level of experiences of the new staff member.

√ **Need for specialized or intensive equipment**

Description: Specialty equipment or therapy may result in additional staffing requirements and staffing plans are adjusted to address the additional needs.

√ **Architecture and geography of the unit such as placement of patient rooms, treatment areas, nursing stations, medication preparation areas, and equipment**

Description: Geographic considerations are used to ensure effective, efficient, and safe patient care.

√ **Other**

Description: Census 17 Noc RN increase acuity + Need for MICU charge RN to respond to codes =13 RN at times. May need 2PCT's if all 3 modeules are open. ECMO activation pager carried by RT or RN depending on staffing. When one or more ICU patient(s) are present, a minimum of two ICU-trained nurses must be in the department at all times, including during staff breaks. Appropriate break coverage plans must be implemented to ensure compliance wtih this requirement.

Patient Volume-based Staffing Matrix Formula Template

Minimum means the minimum number of RNs, LPNs, CNAs, and UAPs per shift based on the average needs of the unit such as patient acuity, staff skill level, and patient care activities. If a unit does not utilize certain staff for that shift please put "0", do not leave it blank.

Unit/ Clinic Name:		2WH NICU									
Unit/ Clinic Type:		Neuro ICU									
Unit/ Clinic Address:		325 9th Ave, Seattle WA 98104									
Average Daily Census:		28				Maximum # of Beds:			30		
Effective as of:		1/1/2025									
Census											
Census	Shift Type	Shift Length in Hours	Min # of RN's	Min # of LPN's	Min # of CNA's	Min # of UAP's	Min # of RN HPUS	Min # of LPN HPUS	Min # of CNA HPUS	Min # of UAP HPUS	Total Minimum Direct Pt. Care HPUS (hours per unit of service)
30	Day (7am-7pm)	12	22	0	3	0	8.40	0	1.20	0	18.40
	Night (7pm-7am)	12	20	0	3	0	7.60	0	1.20	0	
29	Day (7am-7pm)	12	21	0	3	0	8.28	0	1.24	0	18.21
	Night (7pm-7am)	12	19	0	3	0	7.45	0	1.24	0	
28	Day (7am-7pm)	12	20	0	3	0	8.14	0	1.29	0	18.00
	Night (7pm-7am)	12	18	0	3	0	7.29	0	1.29	0	
27	Day (7am-7pm)	12	19	0	3	0	8.00	0	1.33	0	17.78
	Night (7pm-7am)	12	17	0	3	0	7.11	0	1.33	0	
26	Day (7am-7pm)	12	19	0	3	0	8.31	0	1.38	0	18.46
	Night (7pm-7am)	12	17	0	3	0	7.38	0	1.38	0	
25	Day (7am-7pm)	12	18	0	3	0	8.16	0	1.44	0	18.24
	Night (7pm-7am)	12	16	0	3	0	7.20	0	1.44	0	
24	Day (7am-7pm)	12	18	0	2	0	8.50	0	1.00	0	18.00
	Night (7pm-7am)	12	16	0	2	0	7.50	0	1.00	0	
23	Day (7am-7pm)	12	17	0	2	0	8.35	0	1.04	0	17.74
	Night (7pm-7am)	12	15	0	2	0	7.30	0	1.04	0	
22	Day (7am-7pm)	12	16	0	2	0	8.18	0	1.09	0	17.45
	Night (7pm-7am)	12	14	0	2	0	7.09	0	1.09	0	
21	Day (7am-7pm)	12	16	0	2	0	8.57	0	1.14	0	18.29
	Night (7pm-7am)	12	14	0	2	0	7.43	0	1.14	0	
20	Day (7am-7pm)	12	15	0	2	0	8.40	0	1.20	0	18.00
	Night (7pm-7am)	12	13	0	2	0	7.20	0	1.20	0	
19	Day (7am-7pm)	12	14	0	2	0	8.21	0	1.26	0	17.68
	Night (7pm-7am)	12	12	0	2	0	6.95	0	1.26	0	
18	Day (7am-7pm)	12	13	0	2	0	8.00	0	1.33	0	18.00
	Night (7pm-7am)	12	12	0	2	0	7.33	0	1.33	0	
17	Day (7am-7pm)	12	13	0	2	0	8.47	0	1.41	0	19.06
	Night (7pm-7am)	12	12	0	2	0	7.76	0	1.41	0	
16	Day (7am-7pm)	12	12	0	2	0	8.25	0	1.50	0	18.75
	Night (7pm-7am)	12	11	0	2	0	7.50	0	1.50	0	
15	Day (7am-7pm)	12	11	0	2	0	8.00	0	1.60	0	18.40
	Night (7pm-7am)	12	10	0	2	0	7.20	0	1.60	0	
14	Day (7am-7pm)	12	10	0	2	0	7.71	0	1.71	0	18.00
	Night (7pm-7am)	12	9	0	2	0	6.86	0	1.71	0	
13	Day (7am-7pm)	12	10	0	1	0	8.31	0	0.92	0	17.54
	Night (7pm-7am)	12	9	0	1	0	7.38	0	0.92	0	
12	Day (7am-7pm)	12	9	0	1	0	8.00	0	1.00	0	17.00
	Night (7pm-7am)	12	8	0	1	0	7.00	0	1.00	0	
11	Day (7am-7pm)	12	8	0	1	0	7.64	0	1.09	0	16.36
	Night (7pm-7am)	12	7	0	1	0	6.55	0	1.09	0	
10	Day (7am-7pm)	12	7	0	1	0	7.20	0	1.20	0	16.80
	Night (7pm-7am)	12	7	0	1	0	7.20	0	1.20	0	
9	Day (7am-7pm)	12	7	0	1	0	8.00	0	1.33	0	17.33
	Night (7pm-7am)	12	6	0	1	0	6.67	0	1.33	0	
8	Day (7am-7pm)	12	6	0	1	0	7.50	0	1.50	0	16.50
	Night (7pm-7am)	12	5	0	1	0	6.00	0	1.50	0	
7	Day (7am-7pm)	12	5	0	1	0	6.86	0	1.71	0	17.14
	Night (7pm-7am)	12	5	0	1	0	6.86	0	1.71	0	
6	Day (7am-7pm)	12	4	0	1	0	6.00	0	2.00	0	16.00
	Night (7pm-7am)	12	4	0	1	0	6.00	0	2.00	0	
5	Day (7am-7pm)	12	4	0	1	0	7.20	0	2.40	0	16.80
	Night (7pm-7am)	12	3	0	1	0	4.80	0	2.40	0	
4	Day (7am-7pm)	12	3	0	1	0	6.00	0	3.00	0	18.00
	Night (7pm-7am)	12	3	0	1	0	6.00	0	3.00	0	
3	Day (7am-7pm)	12	2	0	1	0	4.00	0	4.00	0	16.00
	Nieght (7pm-7am)	12	2	0	1	0	4.00	0	4.00	0	

2	Day (7am-7pm)	12	2	0	0	0	6.00	0	0.00	0	12.00
	Night (7pm-7am)	12	2	0	0	0	6.00	0	0.00	0	
1	Day (7am-7pm)	12	2	0	0	0	12.00	0	0.00	0	24.00
	Night (7pm-7am)	12	2	0	0	0	12.00	0	0.00	0	

Unit Information

Additional Care Team Members

Occupation	Shift Coverage			
	Day	Evening	Night	Weekend
Patient Service Specialist	X			
Respiratory Therapy	X	X	X	X
Physical Therapy	X			X
Occupational Therapy	X			X
Speech Therapy	X			X
Pharmacist	X	X	X	X
Provider (APP and Physician)	X	X	X	X
Specialty Techs (ex. Radiology, Ultrasound, Mobility, etc.)	X	X	X	X
Spiritual Care	X	X	X	X
Social Work	X	X	X	X
Dietician	X			X

Unit Information

Factors Considered in the Development of the Unit Staffing Plan (Check all that apply):

☒ Activity such as patient admissions, discharges, and transfers

Description: Admissions, discharges, and transfer activities considered include transfers between units, ED admissions, direct admits, transfers to other healthcare facilities, discharges to home and more.

☒ Patient acuity level, intensity of care needs, and the type of care to be delivered on each shift

Description: Considerations include patient acuity, frequency of interventions, monitoring requirements, and specialty care delivery.

☒ Skill mix

Description: Skill mix considerations include charge nurses, preceptors, specialty trained nurses, device trained nurses, and department specific skill/training needs.

--

√ **Level of experience of nursing and patient care staff**

Description: The orientation of new staff is designed based on the level of experiences of the new staff member.
--

√ **Need for specialized or intensive equipment**

Description: Specialty equipment or therapy may result in additional staffing requirements and staffing plans are adjusted to address the additional needs.

√ **Architecture and geography of the unit such as placement of patient rooms, treatment areas, nursing stations, medication preparation areas, and equipment**

Description: Geographic considerations are used to ensure effective, efficient, and safe patient care.
--

Other

Description: When one or more ICU patient(s) are present, a minimum of two ICU-trained nurses must be present in the department at all times, including during staff breaks. Appropriate break coverage plans must be implemented to ensure compliance with this requirement.

Patient Volume-based Staffing Matrix Formula Template

Minimum means the minimum number of RNs, LPNs, CNAs, and UAPs per shift based on the average needs of the unit such as patient acuity, staff skill level, and patient care activities. If a unit does not utilize certain staff for that shift please put "0", do not leave it blank.

Unit/ Clinic Name:		9EH BPICU									
Unit/ Clinic Type:		Burn/Pediatric ICU									
Unit/ Clinic Address:		325 9th Ave, Seattle WA 98104									
Average Daily Census:		16				Maximum # of Beds:			18		
Effective as of:		1/1/2025									
Census											
Census	Shift Type	Shift Length in Hours	Min # of RN's	Min # of LPN's	Min # of CNA's	Min # of UAP's	Min # of RN HPUS	Min # of LPN HPUS	Min # of CNA HPUS	Min # of UAP HPUS	Total Minimum Direct Pt. Care HPUS (hours per unit of service)
18	Day (7am-7pm)	12	13	0	2	0	8.00	0	1.33	0	18.00
	Night (7pm-7am)	12	12	0	2	0	7.33	0	1.33	0	
17	Day (7am-7pm)	12	13	0	2	0	8.47	0	1.41	0	19.06
	Night (7pm-7am)	12	12	0	2	0	7.76	0	1.41	0	
16	Day (7am-7pm)	12	12	0	2	0	8.25	0	1.50	0	18.75
	Night (7pm-7am)	12	11	0	2	0	7.50	0	1.50	0	
15	Day (7am-7pm)	12	11	0	2	0	8.00	0	1.60	0	18.40
	Night (7pm-7am)	12	10	0	2	0	7.20	0	1.60	0	
14	Day (7am-7pm)	12	10	0	2	0	7.71	0	1.71	0	18.00
	Night (7pm-7am)	12	9	0	2	0	6.86	0	1.71	0	
13	Day (7am-7pm)	12	10	0	1	0	8.31	0	0.92	0	17.54
	Night (7pm-7am)	12	9	0	1	0	7.38	0	0.92	0	
12	Day (7am-7pm)	12	9	0	1	0	8.00	0	1.00	0	17.00
	Night (7pm-7am)	12	8	0	1	0	7.00	0	1.00	0	
11	Day (7am-7pm)	12	8	0	1	0	7.64	0	1.09	0	16.36
	Night (7pm-7am)	12	7	0	1	0	6.55	0	1.09	0	
10	Day (7am-7pm)	12	7	0	1	0	7.20	0	1.20	0	16.80
	Night (7pm-7am)	12	7	0	1	0	7.20	0	1.20	0	
9	Day (7am-7pm)	12	7	0	1	0	8.00	0	1.33	0	17.33
	Night (7pm-7am)	12	6	0	1	0	6.67	0	1.33	0	
8	Day (7am-7pm)	12	6	0	1	0	7.50	0	1.50	0	16.50
	Night (7pm-7am)	12	5	0	1	0	6.00	0	1.50	0	
7	Day (7am-7pm)	12	5	0	1	0	6.86	0	1.71	0	17.14
	Night (7pm-7am)	12	5	0	1	0	6.86	0	1.71	0	
6	Day (7am-7pm)	12	4	0	1	0	6.00	0	2.00	0	16.00
	Night (7pm-7am)	12	4	0	1	0	6.00	0	2.00	0	
5	Day (7am-7pm)	12	4	0	1	0	7.20	0	2.40	0	16.80
	Night (7pm-7am)	12	3	0	1	0	4.80	0	2.40	0	
4	Day (7am-7pm)	12	3	0	1	0	6.00	0	3.00	0	18.00
	Night (7pm-7am)	12	3	0	1	0	6.00	0	3.00	0	
3	Day (7am-7pm)	12	2	0	1	0	4.00	0	4.00	0	16.00
	Night (7pm-7am)	12	2	0	1	0	4.00	0	4.00	0	
2	Day (7am-7pm)	12	2	0	0	0	6.00	0	0.00	0	12.00
	Night (7pm-7am)	12	2	0	0	0	6.00	0	0.00	0	
1	Day (7am-7pm)	12	2	0	0	0	12.00	0	0.00	0	24.00
	Night (7pm-7am)	12	2	0	0	0	12.00	0	0.00	0	

Unit Information

Additional Care Team Members

Occupation	Shift Coverage			
	Day	Evening	Night	Weekend
Patient Service Specialist	X			
Respiratory Therapy	X	X	X	X
Physical Therapy	X			X
Occupational Therapy	X			X
Speech Therapy	X			X
Pharmacist	X	X	X	X
Provider (APP and Physician)	X	X	X	X
Specialty Techs (ex. Radiology, Ultrasound, Mobility, etc.)	X	X	X	X
Spiritual Care	X	X	X	X
Social Work	X	X	X	X
Dietician	X			X

Unit Information

Factors Considered in the Development of the Unit Staffing Plan (Check all that apply):



Activity such as patient admissions, discharges, and transfers

Description: Admissions, discharges, and transfer activities considered include transfers between units, ED admissions, direct admits, transfers to other healthcare facilities, discharges to home and more.



Patient acuity level, intensity of care needs, and the type of care to be delivered on each shift

Description: Considerations include patient acuity, frequency of interventions, monitoring requirements, and specialty care delivery.



Skill mix

Description: Skill mix considerations include charge nurses, preceptors, specialty trained nurses, device trained nurses, and department specific skill/training needs.

☒ **Level of experience of nursing and patient care staff**

Description: The orientation of new staff is designed based on the level of experiences of the new staff member.

☒ **Need for specialized or intensive equipment**

Description: Specialty equipment or therapy may result in additional staffing requirements and staffing plans are adjusted to address the additional needs.

☒ **Architecture and geography of the unit such as placement of patient rooms, treatment areas, nursing stations, medication preparation areas, and equipment**

Description: Geographic considerations are used to ensure effective, efficient, and safe patient care.

☒ **Other**

Description: Wound RN on day shift (07:00-15:30) is not part of the matrix and should not be pulled for staffing. When both PICU and BICU are open, both need PCT for wound care. When one or more ICU patient(s) are present, a minimum of two ICU-trained nurses must be in the department at all times, including during staff breaks. Appropriate break coverage plans must be implemented to ensure compliance with this requirement.

Patient Volume-based Staffing Matrix Formula Template

Minimum means the minimum number of RNs, LPNs, CNAs, and UAPs per shift based on the average needs of the unit such as patient acuity, staff skill level, and patient care activities. If a unit does not utilize certain staff for that shift please put "0", do not leave it blank.

Unit/ Clinic Name:			9MB TSICU								
Unit/ Clinic Type:			Trauma Surgery ICU								
Unit/ Clinic Address:			325 9th Ave, Seattle WA 98104								
Average Daily Census:			21			Maximum # of Beds:			24		
Effective as of:			1/1/2025								
Census											
Census	Shift Type	Shift Length in Hours	Min # of RN's	Min # of LPN's	Min # of CNA's	Min # of UAP's	Min # of RN HPUS	Min # of LPN HPUS	Min # of CNA HPUS	Min # of UAP HPUS	Total Minimum Direct Pt Care HPUS (hours per unit of service)
24	Day (7am-7pm)	12	18	0	2	0	8.50	0	1.00	0	18.00
	Night (7pm-7am)	12	16	0	2	0	7.50	0	1.00	0	
23	Day (7am-7pm)	12	17	0	2	0	8.35	0	1.04	0	17.74
	Night (7pm-7am)	12	15	0	2	0	7.30	0	1.04	0	
22	Day (7am-7pm)	12	16	0	2	0	8.18	0	1.09	0	17.45
	Night (7pm-7am)	12	14	0	2	0	7.09	0	1.09	0	
21	Day (7am-7pm)	12	16	0	2	0	8.57	0	1.14	0	18.29
	Night (7pm-7am)	12	14	0	2	0	7.43	0	1.14	0	
20	Day (7am-7pm)	12	15	0	2	0	8.40	0	1.20	0	18.00
	Night (7pm-7am)	12	13	0	2	0	7.20	0	1.20	0	
19	Day (7am-7pm)	12	14	0	2	0	8.21	0	1.26	0	17.68
	Night (7pm-7am)	12	12	0	2	0	6.95	0	1.26	0	
18	Day (7am-7pm)	12	13	0	2	0	8.00	0	1.33	0	18.00
	Night (7pm-7am)	12	12	0	2	0	7.33	0	1.33	0	
17	Day (7am-7pm)	12	13	0	2	0	8.47	0	1.41	0	19.06
	Night (7pm-7am)	12	12	0	2	0	7.76	0	1.41	0	
16	Day (7am-7pm)	12	12	0	2	0	8.25	0	1.50	0	18.75
	Night (7pm-7am)	12	11	0	2	0	7.50	0	1.50	0	
15	Day (7am-7pm)	12	11	0	2	0	8.00	0	1.60	0	18.40
	Night (7pm-7am)	12	10	0	2	0	7.20	0	1.60	0	
14	Day (7am-7pm)	12	10	0	2	0	7.71	0	1.71	0	18.00
	Night (7pm-7am)	12	9	0	2	0	6.86	0	1.71	0	
13	Day (7am-7pm)	12	10	0	1	0	8.31	0	0.92	0	17.54
	Night (7pm-7am)	12	9	0	1	0	7.38	0	0.92	0	
12	Day (7am-7pm)	12	9	0	1	0	8.00	0	1.00	0	17.00
	Night (7pm-7am)	12	8	0	1	0	7.00	0	1.00	0	
11	Day (7am-7pm)	12	8	0	1	0	7.64	0	1.09	0	16.36
	Night (7pm-7am)	12	7	0	1	0	6.55	0	1.09	0	
10	Day (7am-7pm)	12	7	0	1	0	7.20	0	1.20	0	16.80
	Night (7pm-7am)	12	7	0	1	0	7.20	0	1.20	0	
9	Day (7am-7pm)	12	7	0	1	0	8.00	0	1.33	0	17.33
	Night (7pm-7am)	12	6	0	1	0	6.67	0	1.33	0	
8	Day (7am-7pm)	12	6	0	1	0	7.50	0	1.50	0	16.50
	Night (7pm-7am)	12	5	0	1	0	6.00	0	1.50	0	
7	Day (7am-7pm)	12	5	0	1	0	6.86	0	1.71	0	17.14
	Night (7pm-7am)	12	5	0	1	0	6.86	0	1.71	0	
6	Day (7am-7pm)	12	4	0	1	0	6.00	0	2.00	0	16.00
	Night (7pm-7am)	12	4	0	1	0	6.00	0	2.00	0	
5	Day (7am-7pm)	12	4	0	1	0	7.20	0	2.40	0	16.80
	Night (7pm-7am)	12	3	0	1	0	4.80	0	2.40	0	
4	Day (7am-7pm)	12	3	0	1	0	6.00	0	3.00	0	18.00
	Night (7pm-7am)	12	3	0	1	0	6.00	0	3.00	0	
3	Day (7am-7pm)	12	2	0	1	0	4.00	0	4.00	0	16.00
	Night (7pm-7am)	12	2	0	1	0	4.00	0	4.00	0	
2	Day (7am-7pm)	12	2	0	0	0	6.00	0	0.00	0	12.00
	Night (7pm-7am)	12	2	0	0	0	6.00	0	0.00	0	
1	Day (7am-7pm)	12	2	0	0	0	12.00	0	0.00	0	24.00
	Night (7pm-7am)	12	2	0	0	0	12.00	0	0.00	0	

Unit Information

Additional Care Team Members

Occupation	Shift Coverage			
	Day	Evening	Night	Weekend
Patient Service Specialist	X			
Respiratory Therapy	X	X	X	X
Physical Therapy	X			X
Occupational Therapy	X			X
Speech Therapy	X			X
Pharmacist	X	X	X	X
Provider (APP and Physician)	X	X	X	X
Specialty Techs (ex. Radiology, Ultrasound, Mobility, etc.)	X	X	X	X
Spiritual Care	X	X	X	X
Social Work	X	X	X	X
Dietician	X			X

Unit Information

Factors Considered in the Development of the Unit Staffing Plan (Check all that apply):

- ☒ Activity such as patient admissions, discharges, and transfers

Description: Admissions, discharges, and transfer activities considered include transfers between units, ED admissions, direct admits, transfers to other healthcare facilities, discharges to home and more.

- ☒ Patient acuity level, intensity of care needs, and the type of care to be delivered on each shift

Description: Considerations include patient acuity, frequency of interventions, monitoring requirements, and specialty care delivery.

- ☒ Skill mix

Description: Skill mix considerations include charge nurses, preceptors, specialty trained nurses, device trained nurses, and department specific skill/training needs.

☒ **Level of experience of nursing and patient care staff**

Description: The orientation of new staff is designed based on the level of experiences of the new staff member.

☒ **Need for specialized or intensive equipment**

Description: Specialty equipment or therapy may result in additional staffing requirements and staffing plans are adjusted to address the additional needs.

☒ **Architecture and geography of the unit such as placement of patient rooms, treatment areas, nursing stations, medication preparation areas, and equipment**

Description: Geographic considerations are used to ensure effective, efficient, and safe patient care.

☒ **Other**

Description: ECMO activation pager carried by RT or RN depending on staffing. The operator with the pager must respond to all emergency ECMO activation. Need for TSICU charge to respond to surgical emergency codes should be considered with acuity and staffing needs. When one or more ICU patient(s) are present, a minimum of two ICU-trained nurses must be in the department at all times, including during staff breaks. Appropriate break coverage plans must be implemented to ensure compliance with this requirement.

Patient Volume-based Staffing Matrix Formula Template

Minimum means the minimum number of RNs, LPNs, CNAs, and UAPs per shift based on the average needs of the unit such as patient acuity, staff skill level, and patient care activities. If a unit does not utilize certain staff for that shift please put "0", do not leave it blank.

Unit/ Clinic Name:		1EH Flex Unit									
Unit/ Clinic Type:		Acute Care									
Unit/ Clinic Address:		325 9th Ave, Seattle WA 98104									
Average Daily Census:		N/A				Maximum # of Beds:			15		
Effective as of:		7/1/2024									
Census											
Census	Shift Type	Shift Length in Hours	Min # of RN's	Min # of LPN's	Min # of CNA's	Min # of UAP's	Min # of RN HPUS	Min # of LPN HPUS	Min # of CNA HPUS	Min # of UAP HPUS	Total Minimum Direct Pt. Care HPUS (hours per unit of service)
15	Day (7am-7pm)	12	5	0	2	0	4.00	0	1.60	0	10.40
	Night (7pm-7am)	12	4	0	2	0	3.20	0	1.60	0	
14	Day (7am-7pm)	12	5	0	2	0	4.29	0	1.71	0	11.14
	Night (7pm-7am)	12	4	0	2	0	3.43	0	1.71	0	
13	Day (7am-7pm)	12	5	0	1	0	4.62	0	0.92	0	10.15
	Night (7pm-7am)	12	4	0	1	0	3.69	0	0.92	0	
12	Day (7am-7pm)	12	4	0	1	0	4.00	0	1.00	0	9.00
	Night (7pm-7am)	12	3	0	1	0	3.00	0	1.00	0	
11	Day (7am-7pm)	12	4	0	1	0	4.36	0	1.09	0	9.82
	Night (7pm-7am)	12	3	0	1	0	3.27	0	1.09	0	
10	Day (7am-7pm)	12	3	0	1	0	3.60	0	1.20	0	9.60
	Night (7pm-7am)	12	3	0	1	0	3.60	0	1.20	0	
9	Day (7am-7pm)	12	3	0	1	0	4.00	0	1.33	0	10.67
	Night (7pm-7am)	12	3	0	1	0	4.00	0	1.33	0	
8	Day (7am-7pm)	12	3	0	1	0	4.50	0	1.50	0	12.00
	Night (7pm-7am)	12	3	0	1	0	4.50	0	1.50	0	
7	Day (7am-7pm)	12	2	0	1	0	3.43	0	1.71	0	10.29
	Night (7pm-7am)	12	2	0	1	0	3.43	0	1.71	0	
6	Day (7am-7pm)	12	2	0	1	0	4.00	0	2.00	0	12.00
	Night (7pm-7am)	12	2	0	1	0	4.00	0	2.00	0	
5	Day (7am-7pm)	12	2	0	1	0	4.80	0	2.40	0	14.40
	Night (7pm-7am)	12	2	0	1	0	4.80	0	2.40	0	
4	Day (7am-7pm)	12	2	0	1	0	6.00	0	3.00	0	18.00
	Night (7pm-7am)	12	2	0	1	0	6.00	0	3.00	0	
3	Day (7am-7pm)	12	2	0	1	0	8.00	0	4.00	0	24.00
	Night (7pm-7am)	12	2	0	1	0	8.00	0	4.00	0	
2	Day (7am-7pm)	12	2	0	1	0	12.00	0	6.00	0	36.00
	Night (7pm-7am)	12	2	0	1	0	12.00	0	6.00	0	
1	Day (7am-7pm)	12	2	0	1	0	24.00	0	12.00	0	72.00
	Night (7pm-7am)	12	2	0	1	0	24.00	0	12.00	0	

Unit Information

Additional Care Team Members

Occupation	Shift Coverage			
	Day	Evening	Night	Weekend
Patient Service Specialist	X	X		X
Respiratory Therapy	X	X	X	X
Physical Therapy	X			X
Occupational Therapy	X			X
Speech Therapy	X			X
Pharmacist	X	X	X	X
Phlebotomist	X	X	X	X
Provider (APP and Physician)	X	X	X	X
Specialty Techs (ex. Radiology,	X	X	X	X
Spiritual Care	X	X	X	X
Social Work	X	X	X	X
Dietician	X			X

Unit Information

Factors Considered in the Development of the Unit Staffing Plan (Check all that apply):

☒ Activity such as patient admissions, discharges, and transfers

Description: Admissions, discharges, and transfer activities considered include transfers between units, ED admissions, direct admits, transfers to other healthcare facilities, discharges to home and more.

☒ Patient acuity level, intensity of care needs, and the type of care to be delivered on each shift

Description: Considerations include patient acuity, frequency of interventions, monitoring requirements, and specialty care delivery

☒ Skill mix

Description: : Skill mix considerations include charge nurses, preceptors, specialty trained nurses, device trained nurses, and department specific skill/training needs.

X Level of experience of nursing and patient care staff

Description: The orientation of new staff is designed based on the level of experiences of the new staff member.

X Need for specialized or intensive equipment

Description: : Specialty equipment or therapy may result in additional staffing requirements and staffing plans are adjusted to address the additional needs.

Architecture and geography of the unit such as placement of patient rooms, treatment areas, nursing stations, medication preparation areas, and equipment

X

Description: Geographic considerations are used to ensure effective, efficient, and safe patient care.

X Other

Description: :

-Charge RN proved free of assignment when boarder census at or greater than 10.

-Consider planned admissions and break plan when staffing to open

-Things to consider when planning staffing: Anticipated admissions and discharges, break relief, geographical location, patients in isolation, patient acuity and patient behavior



Patient Volume-based Staffing Matrix Formula Template

[illegible]

		0	0	0	0	0	0.00	0.00	0.00	0.00	8.73
10	7A	12	3	0	1	0	3.60	0.00	1.20	0.00	9.60
	7P	12	3	0	1	0	3.60	0.00	1.20	0.00	
		0	0	0	0	0	0.00	0.00	0.00	0.00	
		0	0	0	0	0	0.00	0.00	0.00	0.00	
		0	0	0	0	0	0.00	0.00	0.00	0.00	
		0	0	0	0	0	0.00	0.00	0.00	0.00	
		0	0	0	0	0	0.00	0.00	0.00	0.00	
		0	0	0	0	0	0.00	0.00	0.00	0.00	
		0	0	0	0	0	0.00	0.00	0.00	0.00	
9	7A	12	3	0	1	0	4.00	0.00	1.33	0.00	9.33
	7P	12	2	0	1	0	2.67	0.00	1.33	0.00	
		0	0	0	0	0	0.00	0.00	0.00	0.00	
		0	0	0	0	0	0.00	0.00	0.00	0.00	
		0	0	0	0	0	0.00	0.00	0.00	0.00	
		0	0	0	0	0	0.00	0.00	0.00	0.00	
		0	0	0	0	0	0.00	0.00	0.00	0.00	
		0	0	0	0	0	0.00	0.00	0.00	0.00	
		0	0	0	0	0	0.00	0.00	0.00	0.00	
8	7A	12	2	0	1	0	3.00	0.00	1.50	0.00	9.00
	7P	12	2	0	1	0	3.00	0.00	1.50	0.00	
		0	0	0	0	0	0.00	0.00	0.00	0.00	
		0	0	0	0	0	0.00	0.00	0.00	0.00	
		0	0	0	0	0	0.00	0.00	0.00	0.00	
		0	0	0	0	0	0.00	0.00	0.00	0.00	
		0	0	0	0	0	0.00	0.00	0.00	0.00	
		0	0	0	0	0	0.00	0.00	0.00	0.00	
		0	0	0	0	0	0.00	0.00	0.00	0.00	
7	7A	12	2	0	1	0	3.43	0.00	1.71	0.00	10.29
	7P	12	2	0	1	0	3.43	0.00	1.71	0.00	
		0	0	0	0	0	0.00	0.00	0.00	0.00	
		0	0	0	0	0	0.00	0.00	0.00	0.00	
		0	0	0	0	0	0.00	0.00	0.00	0.00	
		0	0	0	0	0	0.00	0.00	0.00	0.00	
		0	0	0	0	0	0.00	0.00	0.00	0.00	
		0	0	0	0	0	0.00	0.00	0.00	0.00	
		0	0	0	0	0	0.00	0.00	0.00	0.00	
6	7A	12	2	0	1	0	4.00	0.00	2.00	0.00	12.00
	7P	12	2	0	1	0	4.00	0.00	2.00	0.00	
		0	0	0	0	0	0.00	0.00	0.00	0.00	
		0	0	0	0	0	0.00	0.00	0.00	0.00	
		0	0	0	0	0	0.00	0.00	0.00	0.00	
		0	0	0	0	0	0.00	0.00	0.00	0.00	
		0	0	0	0	0	0.00	0.00	0.00	0.00	
		0	0	0	0	0	0.00	0.00	0.00	0.00	
		0	0	0	0	0	0.00	0.00	0.00	0.00	
5	7A	12	2	0	1	0	4.80	0.00	2.40	0.00	14.40
	7P	12	2	0	1	0	4.80	0.00	2.40	0.00	
		0	0	0	0	0	0.00	0.00	0.00	0.00	
		0	0	0	0	0	0.00	0.00	0.00	0.00	
		0	0	0	0	0	0.00	0.00	0.00	0.00	
		0	0	0	0	0	0.00	0.00	0.00	0.00	
		0	0	0	0	0	0.00	0.00	0.00	0.00	
		0	0	0	0	0	0.00	0.00	0.00	0.00	
		0	0	0	0	0	0.00	0.00	0.00	0.00	
4	7A	12	1	0	1	0	3.00	0.00	3.00	0.00	12.00
	7P	12	1	0	1	0	3.00	0.00	3.00	0.00	
		0	0	0	0	0	0.00	0.00	0.00	0.00	
		0	0	0	0	0	0.00	0.00	0.00	0.00	
		0	0	0	0	0	0.00	0.00	0.00	0.00	
		0	0	0	0	0	0.00	0.00	0.00	0.00	
		0	0	0	0	0	0.00	0.00	0.00	0.00	
		0	0	0	0	0	0.00	0.00	0.00	0.00	
		0	0	0	0	0	0.00	0.00	0.00	0.00	
	7A	12	1	0	1	0	4.00	0.00	4.00	0.00	
	7P	12	1	0	1	0	4.00	0.00	4.00	0.00	
		0	0	0	0	0	0.00	0.00	0.00	0.00	

[illegible]



DOH 346-154

To request this document in another format, call 1-800-525-0127. Deaf or hard of hearing customers, please call 711 (Washington Relay) or email doh.information@doh.wa.gov.

Unit Information

Additional Care Team Members

Occupation	Shift Coverage			
	Day	Evening	Night	Weekend
Patient Service Specialist	X	X		X
Respiratory Therapy	X	X	X	X
Physical Therapy	X			X
Occupational Therapy	X			X
Speech Therapy	X			X
Pharmacist	X	X	X	X
Phlebotomist	X	X	X	X
Provider (APP and Physician)	X	X	X	X
Specialty Techs (ex. Radiology,	X	X	X	X
Spiritual Care	X	X	X	X
Social Work	X	X	X	X
Dietician	X			X

Unit Information

Factors Considered in the Development of the Unit Staffing Plan
(Check all that apply):



Activity such as patient admissions, discharges, and transfers

Description:

Admissions, discharges, and transfer activities considered include transfer between units, ED admissions, direct admits, transfers to other healthcare facilities, discharges to home and more.



Patient acuity level, intensity of care needs, and the type of care to be delivered on each shift

Description:

Considerations include patient acuity, frequency of interventions, monitoring requirements, and specialty care delivery.



Skill mix

Description:

skill mix considerations include charge nurse, preceptors, specialty trained nurses, device trained nurses, and department specific skill/training needs.



Level of experience of nursing and patient care staff

Description:

The orientation of new staff is designed based on the level of experiences of the new staff member

☒ Need for specialized or intensive equipment

Description:

Specialty equipment or therapy may result in additional staffing requirements and staffing plans are adjusted to address the additional needs.

☒ Architecture and geography of the unit such as placement of patient rooms, treatment areas, nursing stations, medication preparation areas, and equipment

Description:

Geographic considerations are used to ensure effective, efficient, and safe patient care.

☒ Other

Description:

*Free charge RN accounted for in the ICU Flex matrix. Things to consider when planning staffing, anticipated admits/discharges, break relief.



DOH 346-154

To request this document in another format, call 1-800-525-0127. Deaf or hard of hearing customers, please call 711 (Washington Relay) or email doh.information@doh.wa.gov.

Patient Volume-based Staffing Matrix Formula Template

Minimum means the minimum number of RNs, LPNs, CNAs, and UAPs per shift based on the average needs of the unit such as patient acuity, staff skill level, and patient care activities.
If a unit does not utilize certain staff for that shift please put "0". do not leave it blank.

Unit/ Clinic Name:		8MB Flex									
Unit/ Clinic Type:		ICU									
Unit/ Clinic Address:		325 9th AVE Seattle, WA 98104									
Average Daily Census:		13				Maximum # of Beds:			15		
Effective as of:		1/1/2025									
Census											
Census	Shift Type	Shift Length in Hours	Min # of RN's	Min # of LPN's	Min # of CNA's	Min # of UAP's	Min # of RN HPUS	Min # of LPN HPUS	Min # of CNA HPUS	Min # of UAP HPUS	Total Minimum Direct Pt. Care HPUS (hours per unit of service)
15	7A	12	11	0	2	0	8.80	0.00	1.60	0.00	20.00
	7P	12	10	0	2	0	8.00	0.00	1.60	0.00	
		0	0	0	0	0	0.00	0.00	0.00	0.00	
		0	0	0	0	0	0.00	0.00	0.00	0.00	
		0	0	0	0	0	0.00	0.00	0.00	0.00	
		0	0	0	0	0	0.00	0.00	0.00	0.00	
		0	0	0	0	0	0.00	0.00	0.00	0.00	
		0	0	0	0	0	0.00	0.00	0.00	0.00	
		0	0	0	0	0	0.00	0.00	0.00	0.00	
14	7A	12	10	0	1	0	8.57	0.00	0.86	0.00	
	7P	12	9	0	1	0	7.71	0.00	0.86	0.00	
		0	0	0	0	0	0.00	0.00	0.00	0.00	
		0	0	0	0	0	0.00	0.00	0.00	0.00	
		0	0	0	0	0	0.00	0.00	0.00	0.00	

14		0	0	0	0	0	0.00	0.00	0.00	0.00	18.00
		0	0	0	0	0	0.00	0.00	0.00	0.00	
		0	0	0	0	0	0.00	0.00	0.00	0.00	
		0	0	0	0	0	0.00	0.00	0.00	0.00	
		0	0	0	0	0	0.00	0.00	0.00	0.00	
13	7A	12	10	0	1	0	9.23	0.00	0.92	0.00	19.38
	7P	12	9	0	1	0	8.31	0.00	0.92	0.00	
		0	0	0	0	0	0.00	0.00	0.00	0.00	
		0	0	0	0	0	0.00	0.00	0.00	0.00	
		0	0	0	0	0	0.00	0.00	0.00	0.00	
		0	0	0	0	0	0.00	0.00	0.00	0.00	
		0	0	0	0	0	0.00	0.00	0.00	0.00	
		0	0	0	0	0	0.00	0.00	0.00	0.00	
		0	0	0	0	0	0.00	0.00	0.00	0.00	
		0	0	0	0	0	0.00	0.00	0.00	0.00	
12	7A	12	9	0	1	0	9.00	0.00	1.00	0.00	19.00
	7P	12	8	0	1	0	8.00	0.00	1.00	0.00	
		0	0	0	0	0	0.00	0.00	0.00	0.00	
		0	0	0	0	0	0.00	0.00	0.00	0.00	
		0	0	0	0	0	0.00	0.00	0.00	0.00	
		0	0	0	0	0	0.00	0.00	0.00	0.00	
		0	0	0	0	0	0.00	0.00	0.00	0.00	
		0	0	0	0	0	0.00	0.00	0.00	0.00	
		0	0	0	0	0	0.00	0.00	0.00	0.00	
		0	0	0	0	0	0.00	0.00	0.00	0.00	
11	7A	12	8	0	1	0	8.73	0.00	1.09	0.00	18.55
	7P	12	7	0	1	0	7.64	0.00	1.09	0.00	
		0	0	0	0	0	0.00	0.00	0.00	0.00	
		0	0	0	0	0	0.00	0.00	0.00	0.00	
		0	0	0	0	0	0.00	0.00	0.00	0.00	
		0	0	0	0	0	0.00	0.00	0.00	0.00	
		0	0	0	0	0	0.00	0.00	0.00	0.00	
		0	0	0	0	0	0.00	0.00	0.00	0.00	
		0	0	0	0	0	0.00	0.00	0.00	0.00	
		0	0	0	0	0	0.00	0.00	0.00	0.00	
10	7A	12	7	0	1	0	8.40	0.00	1.20	0.00	
	7P	12	7	0	1	0	8.40	0.00	1.20	0.00	
		0	0	0	0	0	0.00	0.00	0.00	0.00	
		0	0	0	0	0	0.00	0.00	0.00	0.00	
		0	0	0	0	0	0.00	0.00	0.00	0.00	

10		0	0	0	0	0	0.00	0.00	0.00	0.00	19.20
		0	0	0	0	0	0.00	0.00	0.00	0.00	
		0	0	0	0	0	0.00	0.00	0.00	0.00	
		0	0	0	0	0	0.00	0.00	0.00	0.00	
		0	0	0	0	0	0.00	0.00	0.00	0.00	
9	7A	12	7	0	1	0	9.33	0.00	1.33	0.00	20.00
	7P	12	6	0	1	0	8.00	0.00	1.33	0.00	
		0	0	0	0	0	0.00	0.00	0.00	0.00	
		0	0	0	0	0	0.00	0.00	0.00	0.00	
		0	0	0	0	0	0.00	0.00	0.00	0.00	
		0	0	0	0	0	0.00	0.00	0.00	0.00	
		0	0	0	0	0	0.00	0.00	0.00	0.00	
		0	0	0	0	0	0.00	0.00	0.00	0.00	
		0	0	0	0	0	0.00	0.00	0.00	0.00	
		0	0	0	0	0	0.00	0.00	0.00	0.00	
8	7A	12	6	0	1	0	9.00	0.00	1.50	0.00	19.50
	7P	12	5	0	1	0	7.50	0.00	1.50	0.00	
		0	0	0	0	0	0.00	0.00	0.00	0.00	
		0	0	0	0	0	0.00	0.00	0.00	0.00	
		0	0	0	0	0	0.00	0.00	0.00	0.00	
		0	0	0	0	0	0.00	0.00	0.00	0.00	
		0	0	0	0	0	0.00	0.00	0.00	0.00	
		0	0	0	0	0	0.00	0.00	0.00	0.00	
		0	0	0	0	0	0.00	0.00	0.00	0.00	
		0	0	0	0	0	0.00	0.00	0.00	0.00	
7	7A	12	5	0	1	0	8.57	0.00	1.71	0.00	20.57
	7P	12	5	0	1	0	8.57	0.00	1.71	0.00	
		0	0	0	0	0	0.00	0.00	0.00	0.00	
		0	0	0	0	0	0.00	0.00	0.00	0.00	
		0	0	0	0	0	0.00	0.00	0.00	0.00	
		0	0	0	0	0	0.00	0.00	0.00	0.00	
		0	0	0	0	0	0.00	0.00	0.00	0.00	
		0	0	0	0	0	0.00	0.00	0.00	0.00	
		0	0	0	0	0	0.00	0.00	0.00	0.00	
		0	0	0	0	0	0.00	0.00	0.00	0.00	
6	7A	12	4	0	1	0	8.00	0.00	2.00	0.00	
	7P	12	4	0	1	0	8.00	0.00	2.00	0.00	
		0	0	0	0	0	0.00	0.00	0.00	0.00	
		0	0	0	0	0	0.00	0.00	0.00	0.00	
		0	0	0	0	0	0.00	0.00	0.00	0.00	

6		0	0	0	0	0	0.00	0.00	0.00	0.00	20.00
		0	0	0	0	0	0.00	0.00	0.00	0.00	
		0	0	0	0	0	0.00	0.00	0.00	0.00	
		0	0	0	0	0	0.00	0.00	0.00	0.00	
		0	0	0	0	0	0.00	0.00	0.00	0.00	
5	7A	12	4	0	1	0	9.60	0.00	2.40	0.00	21.60
	7P	12	3	0	1	0	7.20	0.00	2.40	0.00	
		0	0	0	0	0	0.00	0.00	0.00	0.00	
		0	0	0	0	0	0.00	0.00	0.00	0.00	
		0	0	0	0	0	0.00	0.00	0.00	0.00	
		0	0	0	0	0	0.00	0.00	0.00	0.00	
		0	0	0	0	0	0.00	0.00	0.00	0.00	
		0	0	0	0	0	0.00	0.00	0.00	0.00	
		0	0	0	0	0	0.00	0.00	0.00	0.00	
		0	0	0	0	0	0.00	0.00	0.00	0.00	
4	7A	12	3	0	1	0	9.00	0.00	3.00	0.00	24.00
	7P	12	3	0	1	0	9.00	0.00	3.00	0.00	
		0	0	0	0	0	0.00	0.00	0.00	0.00	
		0	0	0	0	0	0.00	0.00	0.00	0.00	
		0	0	0	0	0	0.00	0.00	0.00	0.00	
		0	0	0	0	0	0.00	0.00	0.00	0.00	
		0	0	0	0	0	0.00	0.00	0.00	0.00	
		0	0	0	0	0	0.00	0.00	0.00	0.00	
		0	0	0	0	0	0.00	0.00	0.00	0.00	
		0	0	0	0	0	0.00	0.00	0.00	0.00	
3	7A	12	2	0	1	0	8.00	0.00	4.00	0.00	24.00
	7P	12	2	0	1	0	8.00	0.00	4.00	0.00	
		0	0	0	0	0	0.00	0.00	0.00	0.00	
		0	0	0	0	0	0.00	0.00	0.00	0.00	
		0	0	0	0	0	0.00	0.00	0.00	0.00	
		0	0	0	0	0	0.00	0.00	0.00	0.00	
		0	0	0	0	0	0.00	0.00	0.00	0.00	
		0	0	0	0	0	0.00	0.00	0.00	0.00	
		0	0	0	0	0	0.00	0.00	0.00	0.00	
		0	0	0	0	0	0.00	0.00	0.00	0.00	
2	7A	12	2	0	0	0	12.00	0.00	0.00	0.00	
	7P	12	2	0	0	0	12.00	0.00	0.00	0.00	
		0	0	0	0	0	0.00	0.00	0.00	0.00	
		0	0	0	0	0	0.00	0.00	0.00	0.00	
		0	0	0	0	0	0.00	0.00	0.00	0.00	

[illegible]

[illegible]

[illegible]

[illegible]

[illegible]

[illegible]

[illegible]

[illegible]

[illegible]

[illegible]

[illegible]



DOH 346-154

To request this document in another format, call 1-800-525-0127. Deaf or hard of hearing customers, please call 711 (Washington Relay) or email doh.information@doh.wa.gov.

Unit Information

Additional Care Team Members

Occupation	Shift Coverage			
	Day	Evening	Night	Weekend
Patient Service Specialist	X	X		X
Respiratory Therapy	X	X	X	X
Physical Therapy	X			X
Occupational Therapy	X			X
Speech Therapy	X			X
Pharmacist	X	X	X	X
Phlebotomist	X	X	X	X
Provider (APP and Physician)	X	X	X	X
Specialty Techs (ex. Radiology,	X	X	X	X
Spiritual Care	X	X	X	X
Social Work	X	X	X	X
Dietician	X			X

Unit Information

Factors Considered in the Development of the Unit Staffing Plan
(Check all that apply):



Activity such as patient admissions, discharges, and transfers

Description:

Admissions, discharges, and transfer activities considered include transfer between units, ED admission, direct admits, transfers to other healthcare facilities, discharges to home and more



Patient acuity level, intensity of care needs, and the type of care to be delivered on each shift

Description:

Considerations include patient acuity, frequency of interventions, monitoring requirements, and specialty care delivery.



Skill mix

Description:

Skill mix considerations include charge nurses, preceptors, specialty trained nurses, device trained nurses, and department specific skill/training needs.



Level of experience of nursing and patient care staff

Description:

The orientation of new staff is designed based on the level of experience of the new staff member.

☒ Need for specialized or intensive equipment

Description:

Specialty equipment or therapy may result in additional staffing requirements and staffing plans are adjusted to address the additional needs.

☒ Architecture and geography of the unit such as placement of patient rooms, treatment areas, nursing stations, medication preparation areas, and equipment

Description:

Geographic considerations are used to ensure effective, efficient, and safe patient care.

☒ Other

Description:

Includes Charge RN, If no ICU patients, 1 ICU RN staffed as charge nurse. Things to consider when planning staffing; Anticipated admits/discharges, break relief. When one or more ICU patient(s) are present, a minimum of two ICU-trained nurses must be present in the department at all times, including during staff breaks. Appropriate break coverage plans must be implemented to ensure compliance with this requirement

Patient Volume-based Staffing Matrix Formula Template

Minimum means the minimum number of RNs, LPNs, CNAs, and UAPs per shift based on the average needs of the unit such as patient acuity, staff skill level, and patient care activities. If a unit does not utilize certain staff for that shift please put "0", do not leave it blank.

Unit/ Clinic Name:		PACU B FLEX									
Unit/ Clinic Type:		Acute Care Surge									
Unit/ Clinic Address:		325 9th Ave, Seattle WA 98104									
Average Daily Census:		N/A				Maximum # of Beds:			12		
Effective as of:		7/1/2024									
Census											
Census	Shift Type	Shift Length in Hours	Min # of RN's	Min # of LPN's	Min # of CNA's	Min # of UAP's	Min # of RN HPUS	Min # of LPN HPUS	Min # of CNA HPUS	Min # of UAP HPUS	Total Minimum Direct Pt. Care HPUS (hours per unit of service)
12	Day (7am-7pm)	12	4	0	1	0	4.00	0	1.00	0	10.00
	Night (7pm-7am)	12	4	0	1	0	4.00	0	1.00	0	
11	Day (7am-7pm)	12	4	0	1	0	4.36	0	1.09	0	10.91
	Night (7pm-7am)	12	4	0	1	0	4.36	0	1.09	0	
10	Day (7am-7pm)	12	4	0	1	0	4.80	0	1.20	0	12.00
	Night (7pm-7am)	12	4	0	1	0	4.80	0	1.20	0	
9	Day (7am-7pm)	12	3	0	1	0	4.00	0	1.33	0	10.67
	Night (7pm-7am)	12	3	0	1	0	4.00	0	1.33	0	
8	Day (7am-7pm)	12	3	0	1	0	4.50	0	1.50	0	12.00
	Night (7pm-7am)	12	3	0	1	0	4.50	0	1.50	0	
7	Day (7am-7pm)	12	2	0	1	0	3.43	0	1.71	0	10.29
	Night (7pm-7am)	12	2	0	1	0	3.43	0	1.71	0	
6	Day (7am-7pm)	12	2	0	1	0	4.00	0	2.00	0	12.00
	Night (7pm-7am)	12	2	0	1	0	4.00	0	2.00	0	
5	Day (7am-7pm)	12	2	0	1	0	4.80	0	2.40	0	14.40
	Night (7pm-7am)	12	2	0	1	0	4.80	0	2.40	0	
4	Day (7am-7pm)	12	2	0	1	0	6.00	0	3.00	0	18.00
	Night (7pm-7am)	12	2	0	1	0	6.00	0	3.00	0	
3	Day (7am-7pm)	12	1	0	1	0	4.00	0	4.00	0	16.00
	Night (7pm-7am)	12	1	0	1	0	4.00	0	4.00	0	
2	Day (7am-7pm)	12	1	0	1	0	6.00	0	6.00	0	24.00
	Night (7pm-7am)	12	1	0	1	0	6.00	0	6.00	0	
1	Day (7am-7pm)	12	1	0	1	0	12.00	0	12.00	0	48.00
	Night (7pm-7am)	12	1	0	1	0	12.00	0	12.00	0	

Unit Information

Additional Care Team Members

Occupation	Shift Coverage			
	Day	Evening	Night	Weekend
Patient Service Specialist	X	X		X
Respiratory Therapy	X	X	X	X
Physical Therapy	X			X
Occupational Therapy	X			X
Speech Therapy	X			X
Pharmacist	X	X	X	X
Phlebotomist	X	X	X	X
Provider (APP and Physician)	X	X	X	X
Specialty Techs (ex. Radiology,	X	X	X	X
Spiritual Care	X	X	X	X
Social Work	X	X	X	X
Dietician	X			X

Unit Information

Factors Considered in the Development of the Unit Staffing Plan (Check all that apply):

☒ Activity such as patient admissions, discharges, and transfers

Description: Admissions, discharges, and transfer activities considered include transfers between units, ED admissions, direct admits, transfers to other healthcare facilities, discharges to home and more.

☒ Patient acuity level, intensity of care needs, and the type of care to be delivered on each shift

Description: Considerations include patient acuity, frequency of interventions, monitoring requirements, and specialty care delivery

☒ Skill mix

Description: Skill mix considerations include charge nurses, preceptors, specialty trained nurses, device trained nurses, and department specific skill/training needs.

X Level of experience of nursing and patient care staff

Description: The orientation of new staff is designed based on the level of experiences of the new staff member.

X Need for specialized or intensive equipment

Description: Specialty equipment or therapy may result in additional staffing requirements and staffing plans are adjusted to address the additional needs.

X Architecture and geography of the unit such as placement of patient rooms, treatment areas, nursing stations, medication preparation areas, and equipment

Description: Geographic considerations are used to ensure effective, efficient, and safe patient care.

X Other

Description:

- Charge RN or PSS provided free of assignment when census at or greater than 10
- Consider planned admission and break plan when staffing to open
- When one or more ICU patient(s) are present, a minimum of two ICU-trained nurses must be in the department at all times, including during staff breaks. Appropriate break coverage plans must be implemented to ensure compliance with this requirement.



DOH 346-154

To request this document in another format, call 1-800-525-0127. Deaf or hard of hearing customers, please call 711 (Washington Relay) or email doh.information@doh.wa.gov.

Patient Volume-based Staffing Matrix Formula Template

Minimum means the minimum number of RNs, LPNs, CNAs, and UAPs per shift based on the average needs of the unit such as patient acuity, staff skill level, and patient care activities.
If a unit does not utilize certain staff for that shift please put "0". do not leave it blank.

Unit/ Clinic Name:		Resus 4 Flex									
Unit/ Clinic Type:		Acute Care									
Unit/ Clinic Address:		325 9th AVE Seattle, WA 98104									
Average Daily Census:		NA				Maximum # of Beds:			10		
Effective as of:		7/1/2024									
Census											
Census	Shift Type	Shift Length in Hours	Min # of RN's	Min # of LPN's	Min # of CNA's	Min # of UAP's	Min # of RN HPUS	Min # of LPN HPUS	Min # of CNA HPUS	Min # of UAP HPUS	Total Minimum Direct Pt. Care HPUS (hours per unit of service)
10	7A	12	3	0	1	0	3.60	0.00	1.20	0.00	9.60
	7P	12	3	0	1	0	3.60	0.00	1.20	0.00	
		0	0	0	0	0	0.00	0.00	0.00	0.00	
		0	0	0	0	0	0.00	0.00	0.00	0.00	
		0	0	0	0	0	0.00	0.00	0.00	0.00	
		0	0	0	0	0	0.00	0.00	0.00	0.00	
		0	0	0	0	0	0.00	0.00	0.00	0.00	
		0	0	0	0	0	0.00	0.00	0.00	0.00	
		0	0	0	0	0	0.00	0.00	0.00	0.00	
		0	0	0	0	0	0.00	0.00	0.00	0.00	
	7A	12	3	0	1	0	4.00	0.00	1.33	0.00	
	7P	12	3	0	1	0	4.00	0.00	1.33	0.00	
		0	0	0	0	0	0.00	0.00	0.00	0.00	
		0	0	0	0	0	0.00	0.00	0.00	0.00	
		0	0	0	0	0	0.00	0.00	0.00	0.00	

9		0	0	0	0	0	0.00	0.00	0.00	0.00	10.67
		0	0	0	0	0	0.00	0.00	0.00	0.00	
		0	0	0	0	0	0.00	0.00	0.00	0.00	
		0	0	0	0	0	0.00	0.00	0.00	0.00	
		0	0	0	0	0	0.00	0.00	0.00	0.00	
8	7A	12	3	0	1	0	4.50	0.00	1.50	0.00	12.00
	7P	12	3	0	1	0	4.50	0.00	1.50	0.00	
		0	0	0	0	0	0.00	0.00	0.00	0.00	
		0	0	0	0	0	0.00	0.00	0.00	0.00	
		0	0	0	0	0	0.00	0.00	0.00	0.00	
		0	0	0	0	0	0.00	0.00	0.00	0.00	
		0	0	0	0	0	0.00	0.00	0.00	0.00	
		0	0	0	0	0	0.00	0.00	0.00	0.00	
		0	0	0	0	0	0.00	0.00	0.00	0.00	
		0	0	0	0	0	0.00	0.00	0.00	0.00	
7	7A	12	2	0	1	0	3.43	0.00	1.71	0.00	10.29
	7P	12	2	0	1	0	3.43	0.00	1.71	0.00	
		0	0	0	0	0	0.00	0.00	0.00	0.00	
		0	0	0	0	0	0.00	0.00	0.00	0.00	
		0	0	0	0	0	0.00	0.00	0.00	0.00	
		0	0	0	0	0	0.00	0.00	0.00	0.00	
		0	0	0	0	0	0.00	0.00	0.00	0.00	
		0	0	0	0	0	0.00	0.00	0.00	0.00	
		0	0	0	0	0	0.00	0.00	0.00	0.00	
		0	0	0	0	0	0.00	0.00	0.00	0.00	
6	7A	12	2	0	1	0	4.00	0.00	2.00	0.00	12.00
	7P	12	2	0	1	0	4.00	0.00	2.00	0.00	
		0	0	0	0	0	0.00	0.00	0.00	0.00	
		0	0	0	0	0	0.00	0.00	0.00	0.00	
		0	0	0	0	0	0.00	0.00	0.00	0.00	
		0	0	0	0	0	0.00	0.00	0.00	0.00	
		0	0	0	0	0	0.00	0.00	0.00	0.00	
		0	0	0	0	0	0.00	0.00	0.00	0.00	
		0	0	0	0	0	0.00	0.00	0.00	0.00	
		0	0	0	0	0	0.00	0.00	0.00	0.00	
5	7A	12	2	0	1	0	4.80	0.00	2.40	0.00	
	7P	12	2	0	1	0	4.80	0.00	2.40	0.00	
		0	0	0	0	0	0.00	0.00	0.00	0.00	
		0	0	0	0	0	0.00	0.00	0.00	0.00	
		0	0	0	0	0	0.00	0.00	0.00	0.00	

5		0	0	0	0	0	0.00	0.00	0.00	0.00	14.40
		0	0	0	0	0	0.00	0.00	0.00	0.00	
		0	0	0	0	0	0.00	0.00	0.00	0.00	
		0	0	0	0	0	0.00	0.00	0.00	0.00	
		0	0	0	0	0	0.00	0.00	0.00	0.00	
4	7A	12	2	0	1	0	6.00	0.00	3.00	0.00	18.00
	7P	12	2	0	1	0	6.00	0.00	3.00	0.00	
		0	0	0	0	0	0.00	0.00	0.00	0.00	
		0	0	0	0	0	0.00	0.00	0.00	0.00	
		0	0	0	0	0	0.00	0.00	0.00	0.00	
		0	0	0	0	0	0.00	0.00	0.00	0.00	
		0	0	0	0	0	0.00	0.00	0.00	0.00	
		0	0	0	0	0	0.00	0.00	0.00	0.00	
		0	0	0	0	0	0.00	0.00	0.00	0.00	
		0	0	0	0	0	0.00	0.00	0.00	0.00	
3	7A	12	2	0	1	0	8.00	0.00	4.00	0.00	24.00
	7P	12	2	0	1	0	8.00	0.00	4.00	0.00	
		0	0	0	0	0	0.00	0.00	0.00	0.00	
		0	0	0	0	0	0.00	0.00	0.00	0.00	
		0	0	0	0	0	0.00	0.00	0.00	0.00	
		0	0	0	0	0	0.00	0.00	0.00	0.00	
		0	0	0	0	0	0.00	0.00	0.00	0.00	
		0	0	0	0	0	0.00	0.00	0.00	0.00	
		0	0	0	0	0	0.00	0.00	0.00	0.00	
		0	0	0	0	0	0.00	0.00	0.00	0.00	
2	7A	12	2	0	1	0	12.00	0.00	6.00	0.00	36.00
	7P	12	2	0	1	0	12.00	0.00	6.00	0.00	
		0	0	0	0	0	0.00	0.00	0.00	0.00	
		0	0	0	0	0	0.00	0.00	0.00	0.00	
		0	0	0	0	0	0.00	0.00	0.00	0.00	
		0	0	0	0	0	0.00	0.00	0.00	0.00	
		0	0	0	0	0	0.00	0.00	0.00	0.00	
		0	0	0	0	0	0.00	0.00	0.00	0.00	
		0	0	0	0	0	0.00	0.00	0.00	0.00	
		0	0	0	0	0	0.00	0.00	0.00	0.00	
1	7A	12	2	0	1	0	24.00	0.00	12.00	0.00	
	7P	12	2	0	1	0	24.00	0.00	12.00	0.00	
		0	0	0	0	0	0.00	0.00	0.00	0.00	
		0	0	0	0	0	0.00	0.00	0.00	0.00	
		0	0	0	0	0	0.00	0.00	0.00	0.00	

		0	0	0	0	0	0.00	0.00	0.00	0.00	72.00
		0	0	0	0	0	0.00	0.00	0.00	0.00	
		0	0	0	0	0	0.00	0.00	0.00	0.00	
		0	0	0	0	0	0.00	0.00	0.00	0.00	
		0	0	0	0	0	0.00	0.00	0.00	0.00	



DOH 346-154

To request this document in another format, call 1-800-525-0127. Deaf or hard of hearing customers, please call 711 (Washington Relay) or email doh.information@doh.wa.gov.

Unit Information

Additional Care Team Members

Occupation	Shift Coverage			
	Day	Evening	Night	Weekend
Patient Service Specialist	X	X		X
Respiratory Therapy	X	X	X	X
Physical Therapy	X			X
Occupational Therapy	X			X
Speech Therapy	X			X
Pharmacist	X	X	X	X
Phlebotomist	X	X	X	X
Provider (APP and Physician)	X	X	X	X
Specialty Techs (ex. Radiology,	X	X	X	X
Spiritual Care	X	X	X	X
Social Work	X	X	X	X
Dietician	X			X

Unit Information

Factors Considered in the Development of the Unit Staffing Plan
(Check all that apply):



Activity such as patient admissions, discharges, and transfers

Description:

Admissions, discharges, and transfer activities considered include transfer between units, ED admissions, direct admits, transfers to other healthcare facilities, discharges to home and more.



Patient acuity level, intensity of care needs, and the type of care to be delivered on each shift

Description:

Considerations include patient acuity, frequency of interventions, monitoring requirements, and specialty care delivery.



Skill mix

Description:

Skill mix considerations include charge nurses, preceptors, specialty trained nurses, device trained nurses, and department specific skill/training needs.



Level of experience of nursing and patient care staff

Description:

The orientation of new staff is designed based on the level of experience of the new staff member

☒ Need for specialized or intensive equipment

Description:

Specialty equipment or therapy may result in additional staffing requirements and staffing plans are adjusted to address the additional needs.

☒ Architecture and geography of the unit such as placement of patient rooms, treatment areas, nursing stations, medication preparation areas, and equipment

Description:

Geographic considerations are used to ensure effective, efficient, and safe patient care.

☒ Other

Description:

Things to consider when planning staffing; Anticipated Admits/Discharges, Break Relief, Geographical Location, Patients in isolation, patient acuity, patient behavior *Charge RN or PSS provided free of assignment when boarder census at or grater than 10

--	--



Patient Volume-based Staffing Matrix Formula Template

[illegible]



DOH 346-154

To request this document in another format, call 1-800-525-0127. Deaf or hard of hearing customers, please call 711 (Washington Relay) or email doh.information@doh.wa.gov.

Unit Information

Additional Care Team Members

Occupation	Shift Coverage			
	Day	Evening	Night	Weekend
Patient Service Specialist	X	X		X
Respiratory Therapy	X	X	X	X
Physical Therapy	X			X
Occupational Therapy	X			X
Speech Therapy	X			X
Pharmacist	X	X	X	X
Phlebotomist	X	X	X	X
Provider (APP and Physician)	X	X	X	X
Specialty Techs (ex. Radiology,	X	X	X	X
Spiritual Care	X	X	X	X
Social Work	X	X	X	X
Dietician	X			X

Unit Information

Factors Considered in the Development of the Unit Staffing Plan
(Check all that apply):



Activity such as patient admissions, discharges, and transfers

Description:

Admissions, discharges, and transfer Activities considered include transfers between units, ED Admissions, direct admits, transfers to other healthcare facilities, discharges to home and more.



Patient acuity level, intensity of care needs, and the type of care to be delivered on each shift

Description:

Considerations include patient acuity, frequency of interventions, monitoring requirements, and specialty care delivery.



Skill mix

Description:

Skill mix considerations include charge nurses, preceptors, specialty trained nurses, and department specific skill/training needs



Level of experience of nursing and patient care staff

Description:

The orientation of new staff is designed based on the level of experience of the new staff member

☒ Need for specialized or intensive equipment

Description:

Specialty equipment or therapy may result in additional staffing requirements and staffing plans are adjusted to address the additional needs.

☒ Architecture and geography of the unit such as placement of patient rooms, treatment areas, nursing stations, medication preparation areas, and equipment

Description:

Geographic considerations are used to ensure effective, efficient and safe patient care.

☒ Other

Description:

*Things to consider when planning staffing; ANTicipated Admits/Discharges, Break Relief, Geographical Location, Patients in Isolation, Patient Acuity, Patient Behavior. *Chare RN or PSS provided free of assignment when boarder census at or greater than 10.

Patient Volume-based Staffing Matrix Formula Template

Minimum means the minimum number of RNs, LPNs, CNAs, and UAPs per shift based on the average needs of the unit such as patient acuity, staff skill level, and patient care activities. If a unit does not utilize certain staff for that shift please put "0", do not leave it blank.

Unit/ Clinic Name:		SMB									
Unit/ Clinic Type:		Psychiatry ICU									
Unit/ Clinic Address:		325 9th Ave, Seattle WA 98104									
Average Daily Census:		20				Maximum # of Beds:			21		
Effective as of:		1/1/2025									
Census											
Census	Shift Type	Shift Length in Hours	Min # of RN's	Min # of LPN's	Min # of CNA's	Min # of UAP's	Min # of RN HPUS	Min # of LPN HPUS	Min # of CNA HPUS	Min # of UAP HPUS	Total Minimum Direct Pt. Care HPUS (hours per unit of service)
21	Day (7am-3pm)	8	6	0	2	3	2.29	0	0.76	1.14	11.81
	Evening (3pm-11pm)	8	6	0	2	3	2.29	0	0.76	1.14	
	Night (11pm-7am)	8	3	0	2	4	1.14	0	0.76	1.52	
20	Day (7am-3pm)	8	6	0	2	3	2.40	0	0.80	1.20	12.40
	Evening (3pm-11pm)	8	6	0	2	3	2.40	0	0.80	1.20	
	Night (11pm-7am)	8	3	0	2	4	1.20	0	0.80	1.60	
19	Day (7am-3pm)	8	6	0	2	3	2.53	0	0.84	1.26	13.05
	Evening (3pm-11pm)	8	6	0	2	3	2.53	0	0.84	1.26	
	Night (11pm-7am)	8	3	0	2	4	1.26	0	0.84	1.68	
18	Day (7am-3pm)	8	5	0	2	3	2.22	0	0.89	1.33	12.44
	Evening (3pm-11pm)	8	5	0	2	3	2.22	0	0.89	1.33	
	Night (11pm-7am)	8	3	0	2	3	1.33	0	0.89	1.33	
17	Day (7am-3pm)	8	5	0	2	3	2.35	0	0.94	1.41	13.18
	Evening (3pm-11pm)	8	5	0	2	3	2.35	0	0.94	1.41	
	Night (11pm-7am)	8	3	0	2	3	1.41	0	0.94	1.41	
16	Day (7am-3pm)	8	5	0	2	3	2.50	0	1.00	1.50	14.00
	Evening (3pm-11pm)	8	5	0	2	3	2.50	0	1.00	1.50	
	Night (11pm-7am)	8	3	0	2	3	1.50	0	1.00	1.50	
15	Day (7am-3pm)	8	5	0	2	2	2.67	0	1.07	1.07	13.33
	Evening (3pm-11pm)	8	5	0	2	2	2.67	0	1.07	1.07	
	Night (11pm-7am)	8	3	0	2	2	1.60	0	1.07	1.07	
14	Day (7am-3pm)	8	5	0	2	2	2.86	0	1.14	1.14	14.29
	Evening (3pm-11pm)	8	5	0	2	2	2.86	0	1.14	1.14	
	Night (11pm-7am)	8	3	0	2	2	1.71	0	1.14	1.14	
13	Day (7am-3pm)	8	5	0	2	2	3.08	0	1.23	1.23	15.38
	Evening (3pm-11pm)	8	5	0	2	2	3.08	0	1.23	1.23	
	Night (11pm-7am)	8	3	0	2	2	1.85	0	1.23	1.23	
12	Day (7am-3pm)	8	5	0	2	2	3.33	0	1.33	1.33	16.67
	Evening (3pm-11pm)	8	5	0	2	2	3.33	0	1.33	1.33	
	Night (11pm-7am)	8	3	0	2	2	2.00	0	1.33	1.33	
11	Day (7am-3pm)	8	5	0	2	1	3.64	0	1.45	0.73	16.00
	Evening (3pm-11pm)	8	5	0	2	1	3.64	0	1.45	0.73	
	Night (11pm-7am)	8	3	0	2	1	2.18	0	1.45	0.73	
10	Day (7am-3pm)	8	5	0	2	1	4.00	0	1.60	0.80	17.60
	Evening (3pm-11pm)	8	5	0	2	1	4.00	0	1.60	0.80	
	Night (11pm-7am)	8	3	0	2	1	2.40	0	1.60	0.80	
9	Day (7am-3pm)	8	4	0	2	1	3.56	0	1.78	0.89	17.78
	Evening (3pm-11pm)	8	4	0	2	1	3.56	0	1.78	0.89	
	Night (11pm-7am)	8	3	0	2	1	2.67	0	1.78	0.89	
8	Day (7am-3pm)	8	4	0	2	1	4.00	0	2.00	1.00	20.00
	Evening (3pm-11pm)	8	4	0	2	1	4.00	0	2.00	1.00	
	Night (11pm-7am)	8	3	0	2	1	3.00	0	2.00	1.00	
7	Day (7am-3pm)	8	4	0	2	1	4.57	0	2.29	1.14	22.86
	Evening (3pm-11pm)	8	4	0	2	1	4.57	0	2.29	1.14	
	Night (11pm-7am)	8	3	0	2	1	3.43	0	2.29	1.14	
6	Day (7am-3pm)	8	4	0	2	1	5.33	0	2.67	1.33	26.67
	Evening (3pm-11pm)	8	4	0	2	1	5.33	0	2.67	1.33	
	Night (11pm-7am)	8	3	0	2	1	4.00	0	2.67	1.33	
	Day (7am-3pm)	8	4	0	2	0	6.40	0	3.20	0.00	

5	Evening (3pm-11pm)	8	4	0	2	0	6.40	0	3.20	0.00	27.20
	Night (11pm-7am)	8	3	0	2	0	4.80	0	3.20	0.00	
4	Day (7am-3pm)	8	4	0	2	0	8.00	0	4.00	0.00	34.00
	Evening (3pm-11pm)	8	4	0	2	0	8.00	0	4.00	0.00	
	Night (11pm-7am)	8	3	0	2	0	6.00	0	4.00	0.00	
3	Day (7am-3pm)	8	4	0	2	0	10.67	0	5.33	0.00	45.33
	Evening (3pm-11pm)	8	4	0	2	0	10.67	0	5.33	0.00	
	Night (11pm-7am)	8	3	0	2	0	8.00	0	5.33	0.00	
2	Day (7am-3pm)	8	3	0	2	0	12.00	0	8.00	0.00	60.00
	Evening (3pm-11pm)	8	3	0	2	0	12.00	0	8.00	0.00	
	Night (11pm-7am)	8	3	0	2	0	12.00	0	8.00	0.00	
1	Day (7am-3pm)	8	3	0	2	0	24.00	0	16.00	0.00	120.00
	Evening (3pm-11pm)	8	3	0	2	0	24.00	0	16.00	0.00	
	Night (11pm-7am)	8	3	0	2	0	24.00	0	16.00	0.00	

Unit Information

Additional Care Team Members

Occupation	Shift Coverage			
	Day	Evening	Night	Weekend
Patient Service Specialist	X	X		
Provider (APP and Physician)	X	X	X	X
Spiritual Care	X	X	X	X
Social Work	X	X	X	X

Unit Information

Factors Considered in the Development of the Unit Staffing Plan (Check all that apply):

☒ Activity such as patient admissions, discharges, and transfers

Description: Admissions, discharges, and transfer activities considered include transfers between units, ED admissions, direct admits, transfers to other healthcare facilities, discharges to home and more.

☒ Patient acuity level, intensity of care needs, and the type of care to be delivered on each shift

Description: Considerations include patient acuity, frequency of interventions, monitoring requirements, and specialty care delivery

☒ Skill mix

Description: Skill mix considerations include charge nurses, preceptors, specialty trained nurses, and department specific skill/training needs.

X Level of experience of nursing and patient care staff

Description: The orientation of new staff is designed based on the level of experiences of the new staff member.

X Need for specialized or intensive equipment

Description: Specialty therapy may result in additional staffing requirements and staffing plans are adjusted to address the additional needs.

X Architecture and geography of the unit such as placement of patient rooms, treatment areas, nursing stations, medication preparation areas, and equipment

Description: Geographic considerations are used to ensure effective, efficient, and safe patient care.

X Other

Description:

Break Coverage Plan:

-Staff sign up for breakss at the beginning of their shift. If staff anticipate that they will not be able to take their break, they will contact the charge nurse who will problem solve.

- Staffing may be adjusted based on specific patients and staff mix.

- Before making staffing decisions, remember to check with SWA and SWB for floating options


Patient Volume-based Staffing Matrix Formula Template

Minimum means the minimum number of RNs, LPNs, CNAs, and UAPs per shift based on the average needs of the unit such as patient acuity, staff skill level, and patient care activities. If a unit does not utilize certain staff for that shift please put "0", do not leave it blank.

Unit/ Clinic Name:		5WA									
Unit/ Clinic Type:		Psychiatry Acute Care									
Unit/ Clinic Address:		325 9th Ave, Seattle WA 98104									
Average Daily Census:		19				Maximum # of Beds:			20		
Effective as of:		1/1/2025									
Census											
Census	Shift Type	Shift Length in Hours	Min # of RN's	Min # of LPN's	Min # of CNA's	Min # of UAP's	Min # of RN HPUS	Min # of LPN HPUS	Min # of CNA HPUS	Min # of UAP HPUS	Total Minimum Direct Pt. Care HPUS (hours per unit of service)
	Weekday										
20	Day (7am-3pm)	8	5	0	0	2	2.00	0	0.00	0.80	6.40
	Evening (3pm-11pm)	8	5	0	0	1	2.00	0	0.00	0.40	
	Night (11pm-7am)	8	3	0	0	0	1.20	0	0.00	0.00	
19	Day (7am-3pm)	8	5	0	0	2	2.11	0	0.00	0.84	6.74
	Evening (3pm-11pm)	8	5	0	0	1	2.11	0	0.00	0.42	
	Night (11pm-7am)	8	3	0	0	0	1.26	0	0.00	0.00	
18	Day (7am-3pm)	8	5	0	0	2	2.22	0	0.00	0.89	7.11
	Evening (3pm-11pm)	8	5	0	0	1	2.22	0	0.00	0.44	
	Night (11pm-7am)	8	3	0	0	0	1.33	0	0.00	0.00	
17	Day (7am-3pm)	8	5	0	0	2	2.35	0	0.00	0.94	7.53
	Evening (3pm-11pm)	8	5	0	0	1	2.35	0	0.00	0.47	
	Night (11pm-7am)	8	3	0	0	0	1.41	0	0.00	0.00	
16	Day (7am-3pm)	8	5	0	0	1	2.50	0	0.00	0.50	7.00
	Evening (3pm-11pm)	8	5	0	0	0	2.50	0	0.00	0.00	
	Night (11pm-7am)	8	3	0	0	0	1.50	0	0.00	0.00	
15	Day (7am-3pm)	8	5	0	0	1	2.67	0	0.00	0.53	7.47
	Evening (3pm-11pm)	8	5	0	0	0	2.67	0	0.00	0.00	
	Night (11pm-7am)	8	3	0	0	0	1.60	0	0.00	0.00	
14	Day (7am-3pm)	8	5	0	0	1	2.86	0	0.00	0.57	8.00
	Evening (3pm-11pm)	8	5	0	0	0	2.86	0	0.00	0.00	
	Night (11pm-7am)	8	3	0	0	0	1.71	0	0.00	0.00	
13	Day (7am-3pm)	8	4	0	0	1	2.46	0	0.00	0.62	7.38
	Evening (3pm-11pm)	8	4	0	0	0	2.46	0	0.00	0.00	
	Night (11pm-7am)	8	3	0	0	0	1.85	0	0.00	0.00	
12	Day (7am-3pm)	8	4	0	0	1	2.67	0	0.00	0.67	8.00
	Evening (3pm-11pm)	8	4	0	0	0	2.67	0	0.00	0.00	
	Night (11pm-7am)	8	3	0	0	0	2.00	0	0.00	0.00	
11	Day (7am-3pm)	8	4	0	0	1	2.91	0	0.00	0.73	8.73
	Evening (3pm-11pm)	8	4	0	0	0	2.91	0	0.00	0.00	
	Night (11pm-7am)	8	3	0	0	0	2.18	0	0.00	0.00	
10	Day (7am-3pm)	8	4	0	0	1	3.20	0	0.00	0.80	9.60
	Evening (3pm-11pm)	8	4	0	0	0	3.20	0	0.00	0.00	
	Night (11pm-7am)	8	3	0	0	0	2.40	0	0.00	0.00	
9	Day (7am-3pm)	8	4	0	0	1	3.56	0	0.00	0.89	10.67
	Evening (3pm-11pm)	8	4	0	0	0	3.56	0	0.00	0.00	
	Night (11pm-7am)	8	3	0	0	0	2.67	0	0.00	0.00	
8	Day (7am-3pm)	8	4	0	0	1	4.00	0	0.00	1.00	12.00
	Evening (3pm-11pm)	8	4	0	0	0	4.00	0	0.00	0.00	
	Night (11pm-7am)	8	3	0	0	0	3.00	0	0.00	0.00	
7	Day (7am-3pm)	8	4	0	0	1	4.57	0	0.00	1.14	13.71
	Evening (3pm-11pm)	8	4	0	0	0	4.57	0	0.00	0.00	
	Night (11pm-7am)	8	3	0	0	0	3.43	0	0.00	0.00	
6	Day (7am-3pm)	8	4	0	0	0	5.33	0	0.00	0.00	14.67
	Evening (3pm-11pm)	8	4	0	0	0	5.33	0	0.00	0.00	
	Night (11pm-7am)	8	3	0	0	0	4.00	0	0.00	0.00	
5	Day (7am-3pm)	8	4	0	0	0	6.40	0	0.00	0.00	17.60
	Evening (3pm-11pm)	8	4	0	0	0	6.40	0	0.00	0.00	
	Night (11pm-7am)	8	3	0	0	0	4.80	0	0.00	0.00	
4	Day (7am-3pm)	8	3	0	0	0	6.00	0	0.00	0.00	18.00
	Evening (3pm-11pm)	8	3	0	0	0	6.00	0	0.00	0.00	
	Night (11pm-7am)	8	3	0	0	0	6.00	0	0.00	0.00	
3	Day (7am-3pm)	8	3	0	0	0	8.00	0	0.00	0.00	24.00
	Evening (3pm-11pm)	8	3	0	0	0	8.00	0	0.00	0.00	
	Night (11pm-7am)	8	3	0	0	0	8.00	0	0.00	0.00	
2	Day (7am-3pm)	8	2	0	0	0	8.00	0	0.00	0.00	24.00
	Evening (3pm-11pm)	8	2	0	0	0	8.00	0	0.00	0.00	
	Night (11pm-7am)	8	2	0	0	0	8.00	0	0.00	0.00	
	Day (7am-3pm)	8	2	0	0	0	16.00	0	0.00	0.00	

1	Evening (3pm-11pm)	8	2	0	0	0	16.00	0	0.00	0.00	48.00
	Night (11pm-7am)	8	2	0	0	0	16.00	0	0.00	0.00	

Weekend											
20	Day (7am-3pm)	8	5	0	0	2	2.00	0	0.00	0.80	6.40
	Evening (3pm-11pm)	8	5	0	0	1	2.00	0	0.00	0.40	
	Night (11pm-7am)	8	3	0	0	0	1.20	0	0.00	0.00	
19	Day (7am-3pm)	8	5	0	0	2	2.11	0	0.00	0.84	6.74
	Evening (3pm-11pm)	8	5	0	0	1	2.11	0	0.00	0.42	
	Night (11pm-7am)	8	3	0	0	0	1.26	0	0.00	0.00	
18	Day (7am-3pm)	8	5	0	0	2	2.22	0	0.00	0.89	7.11
	Evening (3pm-11pm)	8	5	0	0	1	2.22	0	0.00	0.44	
	Night (11pm-7am)	8	3	0	0	0	1.33	0	0.00	0.00	
17	Day (7am-3pm)	8	5	0	0	2	2.35	0	0.00	0.94	7.53
	Evening (3pm-11pm)	8	5	0	0	1	2.35	0	0.00	0.47	
	Night (11pm-7am)	8	3	0	0	0	1.41	0	0.00	0.00	
16	Day (7am-3pm)	8	5	0	0	1	2.50	0	0.00	0.50	7.00
	Evening (3pm-11pm)	8	5	0	0	0	2.50	0	0.00	0.00	
	Night (11pm-7am)	8	3	0	0	0	1.50	0	0.00	0.00	
15	Day (7am-3pm)	8	5	0	0	1	2.67	0	0.00	0.53	7.47
	Evening (3pm-11pm)	8	5	0	0	0	2.67	0	0.00	0.00	
	Night (11pm-7am)	8	3	0	0	0	1.60	0	0.00	0.00	
14	Day (7am-3pm)	8	5	0	0	1	2.86	0	0.00	0.57	8.00
	Evening (3pm-11pm)	8	5	0	0	0	2.86	0	0.00	0.00	
	Night (11pm-7am)	8	3	0	0	0	1.71	0	0.00	0.00	
13	Day (7am-3pm)	8	4	0	0	1	2.46	0	0.00	0.62	7.38
	Evening (3pm-11pm)	8	4	0	0	0	2.46	0	0.00	0.00	
	Night (11pm-7am)	8	3	0	0	0	1.85	0	0.00	0.00	
12	Day (7am-3pm)	8	4	0	0	1	2.67	0	0.00	0.67	8.00
	Evening (3pm-11pm)	8	4	0	0	0	2.67	0	0.00	0.00	
	Night (11pm-7am)	8	3	0	0	0	2.00	0	0.00	0.00	
11	Day (7am-3pm)	8	4	0	0	1	2.91	0	0.00	0.73	8.73
	Evening (3pm-11pm)	8	4	0	0	0	2.91	0	0.00	0.00	
	Night (11pm-7am)	8	3	0	0	0	2.18	0	0.00	0.00	
10	Day (7am-3pm)	8	4	0	0	1	3.20	0	0.00	0.80	9.60
	Evening (3pm-11pm)	8	4	0	0	0	3.20	0	0.00	0.00	
	Night (11pm-7am)	8	3	0	0	0	2.40	0	0.00	0.00	
9	Day (7am-3pm)	8	4	0	0	1	3.56	0	0.00	0.89	10.67
	Evening (3pm-11pm)	8	4	0	0	0	3.56	0	0.00	0.00	
	Night (11pm-7am)	8	3	0	0	0	2.67	0	0.00	0.00	
8	Day (7am-3pm)	8	4	0	0	1	4.00	0	0.00	1.00	12.00
	Evening (3pm-11pm)	8	4	0	0	0	4.00	0	0.00	0.00	
	Night (11pm-7am)	8	3	0	0	0	3.00	0	0.00	0.00	
7	Day (7am-3pm)	8	4	0	0	1	4.57	0	0.00	1.14	13.71
	Evening (3pm-11pm)	8	4	0	0	0	4.57	0	0.00	0.00	
	Night (11pm-7am)	8	3	0	0	0	3.43	0	0.00	0.00	
6	Day (7am-3pm)	8	4	0	0	0	5.33	0	0.00	0.00	14.67
	Evening (3pm-11pm)	8	4	0	0	0	5.33	0	0.00	0.00	
	Night (11pm-7am)	8	3	0	0	0	4.00	0	0.00	0.00	
5	Day (7am-3pm)	8	4	0	0	0	6.40	0	0.00	0.00	17.60
	Evening (3pm-11pm)	8	4	0	0	0	6.40	0	0.00	0.00	
	Night (11pm-7am)	8	3	0	0	0	4.80	0	0.00	0.00	
4	Day (7am-3pm)	8	3	0	0	0	6.00	0	0.00	0.00	18.00
	Evening (3pm-11pm)	8	3	0	0	0	6.00	0	0.00	0.00	
	Night (11pm-7am)	8	3	0	0	0	6.00	0	0.00	0.00	
3	Day (7am-3pm)	8	3	0	0	0	8.00	0	0.00	0.00	24.00
	Evening (3pm-11pm)	8	3	0	0	0	8.00	0	0.00	0.00	
	Night (11pm-7am)	8	3	0	0	0	8.00	0	0.00	0.00	
2	Day (7am-3pm)	8	2	0	0	0	8.00	0	0.00	0.00	24.00
	Evening (3pm-11pm)	8	2	0	0	0	8.00	0	0.00	0.00	
	Night (11pm-7am)	8	2	0	0	0	8.00	0	0.00	0.00	
1	Day (7am-3pm)	8	2	0	0	0	16.00	0	0.00	0.00	48.00
	Evening (3pm-11pm)	8	2	0	0	0	16.00	0	0.00	0.00	

[illegible][illegible]

Description: Admissions, discharges, and transfer activities considered include transfers between units, ED admissions, direct admits, transfers to other healthcare facilities, discharges to home and more.

<p>Description: Considerations include patient acuity, frequency of interventions, monitoring requirements, and specialty care delivery</p>

Description: Skill mix considerations include charge nurses, preceptors, specialty trained nurses, and department specific skill/training needs.

X **Level of experience of nursing and patient care staff**

Description: The orientation of new staff is designed based on the level of experiences of the new staff member.

X **Need for specialized or intensive equipment**

Description: Specialty therapy may result in additional staffing requirements and staffing plans are adjusted to address the additional needs.

X **Architecture and geography of the unit such as placement of patient rooms, treatment areas, nursing stations, medication preparation areas, and equipment**

Description: Geographic considerations are used to ensure effective, efficient, and safe patient care.

X **Other**

Description:

Break Coverage Plan:

- Staff sign up for breaks at the beginning of their shift. If staff anticipate that they will not be able to take their break, they will contact the charge nurse who will problem solve.
- Before making staffing decisions remember to check with SWB and SMB for floating options.

Patient Volume-based Staffing Matrix Formula Template

Minimum means the minimum number of RNs, LPNs, CNAs, and UAPs per shift based on the average needs of the unit such as patient acuity, staff skill level, and patient care activities. If a unit does not utilize certain staff for that shift please put "0", do not leave it blank.

Unit/ Clinic Name:		5WB									
Unit/ Clinic Type:		Psychiatry Acute Care									
Unit/ Clinic Address:		325 9th Ave, Seattle WA 98104									
Average Daily Census:		24				Maximum # of Beds:			25		
Effective as of:		1/1/2025									
Census											
Census	Shift Type	Shift Length in Hours	Min # of RN's	Min # of LPN's	Min # of CNA's	Min # of UAP's	Min # of RN HPUS	Min # of LPN HPUS	Min # of CNA HPUS	Min # of UAP HPUS	Total Minimum Direct Pt. Care HPUS (hours per unit of service)
	Weekday										
25	Day (7am-3pm)	8	6	0	0	3	1.92	0	0.00	0.96	6.72
	Evening (3pm-11pm)	8	6	0	0	2	1.92	0	0.00	0.64	
	Night (11pm-7am)	8	3	0	0	1	0.96	0	0.00	0.32	
24	Day (7am-3pm)	8	6	0	0	3	2.00	0	0.00	1.00	7.00
	Evening (3pm-11pm)	8	6	0	0	2	2.00	0	0.00	0.67	
	Night (11pm-7am)	8	3	0	0	1	1.00	0	0.00	0.33	
23	Day (7am-3pm)	8	6	0	0	3	2.09	0	0.00	1.04	7.30
	Evening (3pm-11pm)	8	6	0	0	2	2.09	0	0.00	0.70	
	Night (11pm-7am)	8	3	0	0	1	1.04	0	0.00	0.35	
22	Day (7am-3pm)	8	6	0	0	3	2.18	0	0.00	1.09	7.64
	Evening (3pm-11pm)	8	6	0	0	2	2.18	0	0.00	0.73	
	Night (11pm-7am)	8	3	0	0	1	1.09	0	0.00	0.36	
21	Day (7am-3pm)	8	6	0	0	2	2.29	0	0.00	0.76	7.24
	Evening (3pm-11pm)	8	6	0	0	1	2.29	0	0.00	0.38	
	Night (11pm-7am)	8	3	0	0	1	1.14	0	0.00	0.38	
20	Day (7am-3pm)	8	6	0	0	2	2.40	0	0.00	0.80	7.60
	Evening (3pm-11pm)	8	6	0	0	1	2.40	0	0.00	0.40	
	Night (11pm-7am)	8	3	0	0	1	1.20	0	0.00	0.40	
19	Day (7am-3pm)	8	6	0	0	2	2.53	0	0.00	0.84	8.00
	Evening (3pm-11pm)	8	6	0	0	1	2.53	0	0.00	0.42	
	Night (11pm-7am)	8	3	0	0	1	1.26	0	0.00	0.42	
18	Day (7am-3pm)	8	5	0	0	2	2.22	0	0.00	0.89	7.56
	Evening (3pm-11pm)	8	5	0	0	1	2.22	0	0.00	0.44	
	Night (11pm-7am)	8	3	0	0	1	1.33	0	0.00	0.44	
17	Day (7am-3pm)	8	5	0	0	2	2.35	0	0.00	0.94	8.00
	Evening (3pm-11pm)	8	5	0	0	1	2.35	0	0.00	0.47	
	Night (11pm-7am)	8	3	0	0	1	1.41	0	0.00	0.47	
16	Day (7am-3pm)	8	5	0	0	2	2.50	0	0.00	1.00	8.50
	Evening (3pm-11pm)	8	5	0	0	1	2.50	0	0.00	0.50	
	Night (11pm-7am)	8	3	0	0	1	1.50	0	0.00	0.50	
15	Day (7am-3pm)	8	5	0	0	2	2.67	0	0.00	1.07	9.07
	Evening (3pm-11pm)	8	5	0	0	1	2.67	0	0.00	0.53	
	Night (11pm-7am)	8	3	0	0	1	1.60	0	0.00	0.53	
14	Day (7am-3pm)	8	4	0	0	1	2.29	0	0.00	0.57	8.00
	Evening (3pm-11pm)	8	4	0	0	1	2.29	0	0.00	0.57	
	Night (11pm-7am)	8	3	0	0	1	1.71	0	0.00	0.57	
13	Day (7am-3pm)	8	4	0	0	1	2.46	0	0.00	0.62	8.62
	Evening (3pm-11pm)	8	4	0	0	1	2.46	0	0.00	0.62	
	Night (11pm-7am)	8	3	0	0	1	1.85	0	0.00	0.62	
12	Day (7am-3pm)	8	4	0	0	1	2.67	0	0.00	0.67	9.33
	Evening (3pm-11pm)	8	4	0	0	1	2.67	0	0.00	0.67	
	Night (11pm-7am)	8	3	0	0	1	2.00	0	0.00	0.67	
11	Day (7am-3pm)	8	4	0	0	1	2.91	0	0.00	0.73	10.18
	Evening (3pm-11pm)	8	4	0	0	1	2.91	0	0.00	0.73	
	Night (11pm-7am)	8	3	0	0	1	2.18	0	0.00	0.73	
10	Day (7am-3pm)	8	4	0	0	1	3.20	0	0.00	0.80	11.20
	Evening (3pm-11pm)	8	4	0	0	1	3.20	0	0.00	0.80	
	Night (11pm-7am)	8	3	0	0	1	2.40	0	0.00	0.80	
9	Day (7am-3pm)	8	3	0	0	1	2.67	0	0.00	0.89	10.67
	Evening (3pm-11pm)	8	3	0	0	1	2.67	0	0.00	0.89	
	Night (11pm-7am)	8	3	0	0	1	2.67	0	0.00	0.89	
8	Day (7am-3pm)	8	3	0	0	1	3.00	0	0.00	1.00	12.00
	Evening (3pm-11pm)	8	3	0	0	1	3.00	0	0.00	1.00	
	Night (11pm-7am)	8	3	0	0	1	3.00	0	0.00	1.00	
7	Day (7am-3pm)	8	3	0	0	1	3.43	0	0.00	1.14	13.71
	Evening (3pm-11pm)	8	3	0	0	1	3.43	0	0.00	1.14	
	Night (11pm-7am)	8	3	0	0	1	3.43	0	0.00	1.14	
	Day (7am-3pm)	8	3	0	0	1	4.00	0	0.00	1.33	

6	Evening (3pm-11pm)	8	3	0	0	1	4.00	0	0.00	1.33	16.00
	Night (11pm-7am)	8	3	0	0	1	4.00	0	0.00	1.33	
5	Day (7am-3pm)	8	3	0	0	0	4.80	0	0.00	0.00	14.40
	Evening (3pm-11pm)	8	3	0	0	0	4.80	0	0.00	0.00	
4	Night (11pm-7am)	8	3	0	0	0	4.80	0	0.00	0.00	18.00
	Day (7am-3pm)	8	3	0	0	0	6.00	0	0.00	0.00	
3	Evening (3pm-11pm)	8	3	0	0	0	6.00	0	0.00	0.00	24.00
	Night (11pm-7am)	8	3	0	0	0	8.00	0	0.00	0.00	
2	Day (7am-3pm)	8	2	0	0	0	8.00	0	0.00	0.00	24.00
	Evening (3pm-11pm)	8	2	0	0	0	8.00	0	0.00	0.00	
1	Night (11pm-7am)	8	2	0	0	0	8.00	0	0.00	0.00	48.00
	Day (7am-3pm)	8	2	0	0	0	16.00	0	0.00	0.00	

	Weekend										
25	Day (7am-3pm)	8	6	0	0	2	1.92	0	0.00	0.64	6.40
	Evening (3pm-11pm)	8	6	0	0	2	1.92	0	0.00	0.64	
24	Night (11pm-7am)	8	3	0	0	1	0.96	0	0.00	0.32	6.67
	Day (7am-3pm)	8	6	0	0	2	2.00	0	0.00	0.67	
23	Evening (3pm-11pm)	8	6	0	0	2	2.00	0	0.00	0.67	6.96
	Night (11pm-7am)	8	3	0	0	1	1.00	0	0.00	0.33	
22	Day (7am-3pm)	8	6	0	0	2	2.09	0	0.00	0.70	7.27
	Evening (3pm-11pm)	8	6	0	0	2	2.09	0	0.00	0.70	
21	Night (11pm-7am)	8	3	0	0	1	1.04	0	0.00	0.35	6.86
	Day (7am-3pm)	8	6	0	0	2	2.18	0	0.00	0.73	
20	Evening (3pm-11pm)	8	6	0	0	2	2.18	0	0.00	0.73	7.20
	Night (11pm-7am)	8	3	0	0	1	1.09	0	0.00	0.36	
19	Day (7am-3pm)	8	6	0	0	1	2.29	0	0.00	0.38	7.58
	Evening (3pm-11pm)	8	6	0	0	1	2.29	0	0.00	0.38	
18	Night (11pm-7am)	8	3	0	0	1	1.14	0	0.00	0.38	7.11
	Day (7am-3pm)	8	6	0	0	1	2.40	0	0.00	0.40	
17	Evening (3pm-11pm)	8	6	0	0	1	2.40	0	0.00	0.40	7.53
	Night (11pm-7am)	8	3	0	0	1	1.20	0	0.00	0.40	
16	Day (7am-3pm)	8	6	0	0	1	2.53	0	0.00	0.42	8.00
	Evening (3pm-11pm)	8	6	0	0	1	2.53	0	0.00	0.42	
15	Night (11pm-7am)	8	3	0	0	1	1.26	0	0.00	0.42	8.53
	Day (7am-3pm)	8	5	0	0	1	2.22	0	0.00	0.44	
14	Evening (3pm-11pm)	8	5	0	0	1	2.22	0	0.00	0.44	8.00
	Night (11pm-7am)	8	3	0	0	1	1.33	0	0.00	0.44	
13	Day (7am-3pm)	8	5	0	0	1	2.35	0	0.00	0.47	9.33
	Evening (3pm-11pm)	8	5	0	0	1	2.35	0	0.00	0.47	
12	Night (11pm-7am)	8	3	0	0	1	1.41	0	0.00	0.47	10.18
	Day (7am-3pm)	8	5	0	0	1	2.50	0	0.00	0.50	
11	Evening (3pm-11pm)	8	5	0	0	1	2.50	0	0.00	0.50	11.20
	Night (11pm-7am)	8	3	0	0	1	1.50	0	0.00	0.50	
10	Day (7am-3pm)	8	5	0	0	1	2.67	0	0.00	0.53	10.67
	Evening (3pm-11pm)	8	5	0	0	1	2.67	0	0.00	0.53	
9	Night (11pm-7am)	8	3	0	0	1	1.60	0	0.00	0.53	12.00
	Day (7am-3pm)	8	4	0	0	1	2.29	0	0.00	0.57	
8	Evening (3pm-11pm)	8	4	0	0	1	2.29	0	0.00	0.57	13.71
	Night (11pm-7am)	8	3	0	0	1	1.71	0	0.00	0.57	
7	Day (7am-3pm)	8	4	0	0	1	2.46	0	0.00	0.62	16.00
	Evening (3pm-11pm)	8	4	0	0	1	2.46	0	0.00	0.62	
6	Night (11pm-7am)	8	3	0	0	1	1.85	0	0.00	0.62	14.40
	Day (7am-3pm)	8	3	0	0	0	2.67	0	0.00	0.67	
5	Evening (3pm-11pm)	8	4	0	0	1	2.67	0	0.00	0.67	12.00
	Night (11pm-7am)	8	3	0	0	1	2.00	0	0.00	0.67	
4	Day (7am-3pm)	8	4	0	0	1	2.91	0	0.00	0.73	10.18
	Evening (3pm-11pm)	8	4	0	0	1	2.91	0	0.00	0.73	
3	Night (11pm-7am)	8	3	0	0	1	2.18	0	0.00	0.73	11.20
	Day (7am-3pm)	8	4	0	0	1	3.20	0	0.00	0.80	
2	Evening (3pm-11pm)	8	3	0	0	1	3.20	0	0.00	0.80	10.67
	Night (11pm-7am)	8	3	0	0	1	2.40	0	0.00	0.80	
1	Day (7am-3pm)	8	3	0	0	1	2.67	0	0.00	0.89	12.00
	Evening (3pm-11pm)	8	3	0	0	1	2.67	0	0.00	0.89	
0	Night (11pm-7am)	8	3	0	0	1	3.00	0	0.00	1.00	13.71
	Day (7am-3pm)	8	3	0	0	1	3.00	0	0.00	1.00	
-1	Evening (3pm-11pm)	8	3	0	0	1	3.43	0	0.00	1.14	16.00
	Night (11pm-7am)	8	3	0	0	1	3.43	0	0.00	1.14	
-2	Day (7am-3pm)	8	3	0	0	1	4.00	0	0.00	1.33	14.40
	Evening (3pm-11pm)	8	3	0	0	1	4.00	0	0.00	1.33	
-3	Night (11pm-7am)	8	3	0	0	1	4.00	0	0.00	1.33	12.00
	Day (7am-3pm)	8	3	0	0	0	4.80	0	0.00	0.00	
-4	Evening (3pm-11pm)	8	3	0	0	0	4.80	0	0.00	0.00	10.67
	Night (11pm-7am)	8	3	0	0	0	4.80	0	0.00	0.00	
-5	Day (7am-3pm)	8	3	0	0	0	6.00	0	0.00	0.00	48.00
	Evening (3pm-11pm)	8	3	0	0	0	6.00	0	0.00	0.00	

	Night (11pm-7am)	8	3	0	0	0	6.00	0	0.00	0.00	18.00
3	Day (7am-3pm)	8	3	0	0	0	8.00	0	0.00	0.00	24.00
	Evening (3pm-11pm)	8	3	0	0	0	8.00	0	0.00	0.00	
	Night (11pm-7am)	8	3	0	0	0	8.00	0	0.00	0.00	
2	Day (7am-3pm)	8	2	0	0	0	8.00	0	0.00	0.00	24.00
	Evening (3pm-11pm)	8	2	0	0	0	8.00	0	0.00	0.00	
	Night (11pm-7am)	8	2	0	0	0	8.00	0	0.00	0.00	
1	Day (7am-3pm)	8	2	0	0	0	16.00	0	0.00	0.00	48.00
	Evening (3pm-11pm)	8	2	0	0	0	16.00	0	0.00	0.00	
	Night (11pm-7am)	8	2	0	0	0	16.00	0	0.00	0.00	



DOH 346-154

Unit Information

Additional Care Team Members				
Occupation	Shift Coverage			
	Day	Evening	Night	Weekend
Patient Service Specialist	X	X		
Provider (APP and Physician)	X	X	X	X
Spiritual Care	X	X	X	X
Social Work	X	X	X	X

Unit Information

Factors Considered in the Development of the Unit Staffing Plan (Check all that apply):

☒ Activity such as patient admissions, discharges, and transfers

Description: Admissions, discharges, and transfer activities considered include transfers between units, ED admissions, direct admits, transfers to other healthcare facilities, discharges to home and more.

☒ Patient acuity level, intensity of care needs, and the type of care to be delivered on each shift

Description: Considerations include patient acuity, frequency of interventions, monitoring requirements, and specialty care delivery

☒ Skill mix

Description: Skill mix considerations include charge nurses, preceptors, specialty trained nurses, and department specific skill/training needs.

X **Level of experience of nursing and patient care staff**

Description: The orientation of new staff is designed based on the level of experiences of the new staff member.

X **Need for specialized or intensive equipment**

Description: Specialty therapy may result in additional staffing requirements and staffing plans are adjusted to address the additional needs.

X **Architecture and geography of the unit such as placement of patient rooms, treatment areas, nursing stations, medication preparation areas, and equipment**

Description: Geographic considerations are used to ensure effective, efficient, and safe patient care.

X **Other**

Description:

Break Coverage Plan:

- Staff sign up for breaks at the beginning of their shift. If staff anticipate that they will not be able to get their break, they will contact the charge nurse who will problem solve.

-Before making staffing decisions remember to check with SWA and SMB for floating options.

Patient Volume-based Staffing Matrix Formula Template

Minimum means the minimum number of RNs, LPNs, CNAs, and UAPs per shift based on the average needs of the unit such as patient acuity, staff skill level, and patient care activities. If a unit does not utilize certain staff for that shift please put "0", do not leave it blank.

Unit/ Clinic Name:		PES									
Unit/ Clinic Type:		Psychiatry Emergency Room									
Unit/ Clinic Address:		325 9th Ave, Seattle WA 98104									
Average Daily Census:		N/A				Maximum # of Beds:			10		
Effective as of:		7/1/2024									
Census											
Census	Shift Type	Shift Length in Hours	Min # of RN's	Min # of LPN's	Min # of CNA's	Min # of UAP's	Min # of RN HPUS	Min # of LPN HPUS	Min # of CNA HPUS	Min # of UAP HPUS	Total Minimum Direct Pt. Care HPUS (hours per unit of service)
10	Day (7am-7pm)	12	2	0	0	1	2.40	0	0.00	0	4.80
	Night (7pm-7am)	12	2	0	0	1	2.40	0	0.00	0	
9	Day (7am-7pm)	12	2	0	0	1	2.67	0	0.00	0	5.33
	Night (7pm-7am)	12	2	0	0	1	2.67	0	0.00	0	
8	Day (7am-7pm)	12	2	0	0	1	3.00	0	0.00	0	6.00
	Night (7pm-7am)	12	2	0	0	1	3.00	0	0.00	0	
7	Day (7am-7pm)	12	2	0	0	1	3.43	0	0.00	0	6.86
	Night (7pm-7am)	12	2	0	0	1	3.43	0	0.00	0	
6	Day (7am-7pm)	12	2	0	0	1	4.00	0	0.00	0	8.00
	Night (7pm-7am)	12	2	0	0	1	4.00	0	0.00	0	
5	Day (7am-7pm)	12	2	0	0	1	4.80	0	0.00	0	9.60
	Night (7pm-7am)	12	2	0	0	1	4.80	0	0.00	0	
4	Day (7am-7pm)	12	2	0	0	1	6.00	0	0.00	0	12.00
	Night (7pm-7am)	12	2	0	0	1	6.00	0	0.00	0	
3	Day (7am-7pm)	12	2	0	0	1	8.00	0	0.00	0	16.00
	Night (7pm-7am)	12	2	0	0	1	8.00	0	0.00	0	
2	Day (7am-7pm)	12	2	0	0	1	12.00	0	0.00	0	24.00
	Night (7pm-7am)	12	2	0	0	1	12.00	0	0.00	0	
1	Day (7am-7pm)	12	2	0	0	1	24.00	0	0.00	0	48.00
	Night (7pm-7am)	12	2	0	0	1	24.00	0	0.00	0	



DOH 346-154

Unit Information

Additional Care Team Members

Occupation	Shift Coverage			
	Day	Evening	Night	Weekend
Patient Service Specialist	X	X		
Provider (APP and Physician)	X	X	X	X
Spiritual Care	X	X	X	X
Social Work	X	X	X	X

Unit Information

Factors Considered in the Development of the Unit Staffing Plan (Check all that apply):

☒ Activity such as patient admissions, discharges, and transfers

Description: Admissions, discharges, and transfer activities considered include transfers between units, ED admissions, direct admits, transfers to other healthcare facilities, discharges to home and more.

☒ Patient acuity level, intensity of care needs, and the type of care to be delivered on each shift

Description: Considerations include patient acuity, frequency of interventions, monitoring requirements, and specialty care delivery

☒ Skill mix

Description: Skill mix considerations include charge nurses, preceptors, specialty trained nurses, and department specific skill/training needs.

X Level of experience of nursing and patient care staff

Description: The orientation of new staff is designed based on the level of experiences of the new staff member.

X Need for specialized or intensive equipment

Description: Specialty therapy may result in additional staffing requirements and staffing plans are adjusted to address the additional needs.

X Architecture and geography of the unit such as placement of patient rooms, treatment areas, nursing stations, medication preparation areas, and equipment

Description: Geographic considerations are used to ensure effective, efficient, and safe patient care.

X Other

Description:

Break Coverage Plan: If staff anticipate that they will not be able to take their break, they will contact the charge RN to problem solve.

Day MHS If an MHS is not available, this position is replaced with a PCT

NOC MHS If an MHS is not available, this position is replaced with a PCT

Census >=4 of the 10 patients designated as boarders add 1 RN to staffing.



DOH 346-154

Patient Volume-based Staffing Matrix Form

Minimum means the minimum number of RNs, LPNs, CNAs, and UAPs per shift based on the average needs of 1 patient per bed. If a unit does not utilize certain staff for that shift please put "0".

Unit/ Clinic Name:	Endoscopy					
Unit/ Clinic Type:	Procedural					
Unit/ Clinic Address:	410 9th Ave, Seattle					
Average Daily Census:	N/A					Maximum #
Effective as of:	7/1/2020					
# of Rooms						
Census	Shift Type	Shift Length in Hours	Min # of RN's	Min # of LPN's	Min # of CNA's	Min # of UAP's
4	0645-1915	10	15	0	0	0
3	0645-1915	10	14	0	0	0
2	0645-1915	10	12	0	0	0
1	0645-1915	10	8	0	0	0

Formula Template

the unit such as patient acuity, staff skill level, and patient care activities. If 0", do not leave it blank.

scopy				
ral Area				
attle WA 98104				
# of Beds:		N/A		
2024				
Min # of RN HPUS	Min # of LPN HPUS	Min # of CNA HPUS	Min # of UAP HPUS	Total Minimum Direct Pt. Care HPUS (hours per unit of service)
37.50	0	0	0	37.50
46.67	0	0	0	46.67
60.00	0	0	0	60.00
80.00	0	0	0	80.00



DOH 346-154

Unit Information

Additional Care Team Members

Occupation	Shift Coverage	
	Day	Evening
Patient Service Specialist	x	
Medical Assistant	x	
Patient Care Coordinators	x	

Unit Information

Factors Considered in the Development of the Unit Staff (Check all that apply):

☒ Activity such as patient admissions, discharges, and transfers

Description:

We serve both inpatient and outpatient Endoscopy patients.

☒ Patient acuity level, intensity of care needs, and the type of care to be delivered on each shift

Description:

Endoscopy patients come from a variety of acuity levels from outpatient and inpatient units.

X Skill mix

Description:
Charge RN and preceptor, if applicable.

X Level of experience of nursing and patient care staff

Description:
Registered nurses are mainly nurses with ICU or trained Endoscopy experience.

X Need for specialized or intensive equipment

Description:
Specialized equipment include endoscope and reprocesors.

X Architecture and geography of the unit such as placement of patient rooms, treatment areas, nursing areas, and equipment

Description:
The Endoscopy unit is located on the 8th floor of Maleng Building and utilize patient care areas in this space.

X Other

Description:

Weekends and major holidays staffed with on-call RNs for emergent cases 24/7.

RNs are scheduled Mon-Fri with staggered shift times.

MAs are scheduled Mon-Fri with staggered shift times.


PSSs/PCCs are scheduled Mon-Fri with staggered shift times.

1 PCC is scheduled in Gi Clinic daily.

Night	Weekend

ing Plan

irsing stations, medication preparation





Fixed Staffing Matrix

[illegible]

Tuesday	Day 0700-1930	12	5	0	0	0
	Eve 0830-2100	12	2	0	0	0
Wednesday	Day 0700-1930	12	5	0	0	0
	Eve 0830-2100	12	2	0	0	0
Thursday	Day 0700-1930	12	5	0	0	0
	Eve 0830-2100	12	2	0	0	0
Friday	Day 0700-1930	12	5	0	0	0
	Eve 0830-2100	12	2	0	0	0

Friday						
Saturday	Closed					
Sunday	Closed					

[illegible]

[illegible]

[illegible]

[illegible]

[illegible]

[illegible]

[illegible]

[illegible]

[illegible]

[illegible]

[illegible]

[illegible]

[illegible]

[illegible]

[illegible]

[illegible]

[illegible]

[illegible]

[illegible]

[illegible]

[illegible]

[illegible]

[illegible]



DOH 346-154

To request this document in another format, call 1-800-525-0127. Deaf or hard of hearing customers, please call 711 (Washington Relay) or email doh.information@doh.wa.gov.

Unit Information

Additional Care Team Members

Occupation	Shift Coverage			
	Day	Evening	Night	Weekend
Patient Service Specialist	X	X		

Unit Information

Factors Considered in the Development of the Unit Staffing Plan
(Check all that apply):

☒ Activity such as patient admissions, discharges, and transfers

Description:

Our APA patients are all outpatient with varying infusion lengths and infusion needs.

☒ Patient acuity level, intensity of care needs, and the type of care to be delivered on each shift

Description:

APA patient population includes patients with varying medication infusion needs, specialty procedural treatment, and recovery needs.

☒ Skill mix

Description:

Charge RN and preceptor, if applicable

- ☒ Level of experience of nursing and patient care staff

Description:

Registered nurses are mainly acute care nurses with a wide range of infusion and procedural experience.

- ☒ Need for specialized or intensive equipment

Description:

Utilize specialty equipment as needed.

- ☒ Architecture and geography of the unit such as placement of patient rooms, treatment areas, nursing stations, medication preparation areas, and equipment

Description:

The Ambulatory Procedure Area is located on the 8th floor of Maleng Building and utilize patient care areas in this space








Other


Description:

PSS stagger shift times to cover the unit Monday- Friday 0630-2100 (The unit is closed weekend and holidays). RNs stagger shift times to cover the unit Monday-Friday 0630-2100. Apheresis Days staffed by 1:1.











DOH 346-154

To request this document in another format, call 1-800-525-0127. Deaf or hard of hearing customers, please call 711 (Washington Relay) or email doh.information@doh.wa.gov.

Fixed Staffing Matrix

Minimum means the minimum number of RNs, LPNs, CNAs, and UAPs per shift based on the average needs of the unit such as patient acuity, staff skill level, and patient care activities. If a unit does not utilize certain staff for that shift please put "0", do not leave it blank.

Unit/ Clinic Name:	DNS/Cath Lab					
Unit/ Clinic Type:	Procedural Unit					
Unit/ Clinic Address:	325 9th Ave, Seattle WA, 98104					
Effective as of:	7/1/2024					
Day of the week						
Day of the week	Shift Type	Shift Length in Hours	Min # of RN's	Min # of LPN's	Min # of CNA's	Min # of UAP's
Monday	0700-1730	10	6	0	0	0
	0700-1930	12	3	0	0	0
	0800-1830	10	3	0	0	0
	0900-1930	10	1	0	0	0
	1100-2130	10	1	0	0	0
	0700-1930	12	0	0	2	0
	0700-1530	8	0	0	2	0
	1900-0730	12	0	0	3	0
Tuesday	0700-1730	10	6	0	0	0
	0700-1930	12	3	0	0	0
	0800-1830	10	3	0	0	0
	0900-1930	10	1	0	0	0
	1100-2130	10	1	0	0	0
	0700-1930	12	0	0	2	0
	0700-1530	8	0	0	2	0
	1900-0730	12	0	0	3	0
Wednesday	0700-1730	10	6	0	0	0
	0700-1930	12	3	0	0	0
	0800-1830	10	3	0	0	0
	0900-1930	10	1	0	0	0
	1100-2130	10	1	0	0	0
	0700-1930	12	0	0	2	0
	0700-1530	8	0	0	2	0

	1900-0730	12	0	0	3	0
Thursday	0700-1730	10	6	0	0	0
	0700-1930	12	3	0	0	0
	0800-1830	10	3	0	0	0
	0900-1930	10	1	0	0	0
	1100-2130	10	1	0	0	0
	0700-1930	12	0	0	2	0
	0700-1530	8	0	0	2	0
	1900-0730	12	0	0	3	0
Friday	0700-1730	10	6	0	0	0
	0700-1930	12	3	0	0	0
	0800-1830	10	3	0	0	0
	0900-1930	10	1	0	0	0
	1100-2130	10	1	0	0	0
	0700-1930	12	0	0	2	0
	0700-1530	8	0	0	2	0
	1900-0730	12	0	0	3	0
Saturday	0700-1930	12	2	0	0	0
	0700-1730	12	0	0	2	0
	1900-0730	12	0	0	3	0
Sunday	0700-1930	12	2	0	0	0
	0700-1730	12	0	0	2	0
	1900-0730	12	0	0	3	0



DOH 346-154

To request this document in another format, call 1-800-525-0127. Deaf or hard of hearing customers, please call 711 (Washington Relay) or email doh.information@doh.wa.gov.

Unit Information

Additional Care Team Members

Occupation	Shift Coverage			
	Day	Evening	Night	Weekend
Radiologic Technologists	x	x	x	x
Cardiac Sonographers	x			

Unit Information

Factors Considered in the Development of the Unit Staffing Plan (Check all that apply):

- ☒ Activity such as patient admissions, discharges, and transfers

Description:

DNS/Cath patients are a mix of inpatients and outpatients with varying with variable procedure times.

- ☒ Patient acuity level, intensity of care needs, and the type of care to be delivered on each shift

Description:

DNS/Cath patients includes patients with different acuity levels, sedation levels, and specialty procedures.

- ☒ Skill mix

Description:

Charge RN and preceptor, if applicable

- ☒ Level of experience of nursing and patient care staff

Description:

RN's in this unit have ICU/ED nursing backgrounds, with a couple Acute Care nurses

☒ Need for specialized or intensive equipment

Description:

Yes this need exists in our department.

☒ Architecture and geography of the unit such as placement of patient rooms, treatment areas, nursing stations, medication preparation areas, and equipment

Description:

Our nurses do have to go to a variety of geographical locations on campus.

☒ Other

Description:

Cath lab nurses take call from 1900-0730 daily. Nights and weekends have no RNs from our department onsite. Skeleton staffing on Holidays. RN3 evaluate daily case load and staffing needs to determine backfill. Will have monthly management and frontline staff meeting to assess volume and staffing needs.



DOH 346-154

To request this document in another format, call 1-800-525-0127. Deaf or hard of hearing customers, please call 711 (Washington Relay) or email doh.information@doh.wa.gov.

Fixed Staffing Matrix

Minimum means the minimum number of RNs, LPNs, CNAs, and UAPs per shift based on the average needs of the unit such as patient acuity, staff skill level, and patient care activities. If a unit does not utilize certain staff for that shift please put "0", do not leave it blank.

Unit/ Clinic Name:	Harborview Medical Center Emergency Services					
Unit/ Clinic Type:	Emergency Department					
Unit/ Clinic Address:	325 9th Avenue Seattle WA 98104					
Effective as of:	7/1/2024					
Hours of the day						
Hour of the day	Day of the week	Anticipated # of Visits	Min # of RN's	Min # of LPN's	Min # of CNA's	Min # of UAP's
0700 - 1100	Monday	29	16	0	6	1
	Tuesday	31	16	0	6	1
	Wednesday	31	16	0	6	1
	Thursday	29	16	0	6	1
	Friday	28	16	0	6	1
	Saturday	28	16	0	6	1
	Sunday	26	16	0	6	1

1100 - 1500	Monday	42	17	0	7	1
	Tuesday	43	17	0	7	1
	Wednesday	42	17	0	7	1
	Thursday	39	17	0	7	1
	Friday	41	17	0	7	1
	Saturday	36	17	0	7	1
	Sunday	32	17	0	7	1
1500 - 1900	Monday	40	18	0	7	1
	Tuesday	36	18	0	7	1
	Wednesday	39	18	0	7	1
	Thursday	39	18	0	7	1
	Friday	39	18	0	7	1
	Saturday	34	18	0	7	1
	Sunday	33	18	0	7	1
1900 - 2300	Monday	34	19	0	7	1
	Tuesday	35	19	0	7	1
	Wednesday	35	19	0	7	1
	Thursday	35	19	0	7	1
	Friday	36	19	0	7	1
	Saturday	28	19	0	7	1
	Sunday	33	19	0	7	1
2300 - 0300	Monday	24	18	0	6	1
	Tuesday	25	18	0	6	1
	Wednesday	25	18	0	6	1
	Thursday	25	18	0	6	1
	Friday	27	18	0	6	1

2300 - 0300	Saturday	28	18	0	6	1
	Sunday	28	18	0	6	1
0300 - 0700	Monday	16	17	0	6	1
	Tuesday	18	17	0	6	1
	Wednesday	17	17	0	6	1
	Thursday	18	17	0	6	1
	Friday	28	17	0	6	1
	Saturday	26	17	0	6	1
	Sunday	20	17	0	6	1

[illegible]

[illegible]

[illegible]

[illegible]

[illegible]

[illegible]

[illegible]

[illegible]

[illegible]

[illegible]

[illegible]

[illegible]

[illegible]

[illegible]

[illegible]

[illegible]

[illegible]

[illegible]

[illegible]

[illegible]

[illegible]

[illegible]

[illegible]



DOH 346-154

To request this document in another format, call 1-800-525-0127. Deaf or hard of hearing customers, please call 711 (Washington Relay) or email doh.information@doh.wa.gov.

Unit Information

Additional Care Team Members

Occupation	Shift Coverage			
	Day	Evening	Night	Weekend
Respiratory Therapists	X	X	X	X
Spiritual Care	X	X	X	X
Social Workers	X	X	X	X
Pharmacists	1200 - 2200	1200 - 2200		X (same hours)
Imaging techs	X	X	X	X
Providers	X	X	X	X
Registration	X	X	X	X
Housekeeping	X	X	X	X
Security	X	X	X	X
UST	X	X	X	X
Financial Counseling	X			
SANE RN (as needed all shifts)	X	X	X	X

Unit Information

Factors Considered in the Development of the Unit Staffing Plan
(Check all that apply):

☒ Activity such as patient admissions, discharges, and transfers

Description:

Emergency Services is a 32 bed Emergency Services department providing: comprehensive Level 1 trauma services (pediatric and adult), Burn Care, Emergency Stroke Care, Critical Care Medicine, Acute Care Medicine, Emergency Medicine, Trauma Psychiatry (via PES), and Psychiatric Trauma Care (via PES) . Visits to HMC are inclusive of walk in, local and distant EMS response, and transfers from clinics, OSH and other facilities. These services are provided for the WAMH region. Charge nurses assess the unit activities and make staffing assignments with these activities in mind.

☒ Patient acuity level, intensity of care needs, and the type of care to be delivered on each shift

Description:

Emergency Services provides immediate, emergency, urgent, semi-urgent and non-urgent care to all levels of patients. This includes: those that may require the use of specialty devices such as mechanical ventilation, ECMO, targeted temperature management and more. Patients may require care inclusive of testing and intervention outside of the department (ex. MRI, IR, Angio) during their stay. Charge nurses continuously will review the patient needs and acuity throughout the shift to ensure an adequate mix of staff in each of the zones.

☒ Skill mix

Description:

Emergency Services is staffed with nurses who possess a diverse range of additional skills and training. This includes, but is not limited to, charge nurses, triage nurses, float nurses, preceptors, and specialty devices related to the primary patient population. The level of education of the staff is also a key factor. When developing departmental schedules, these additional skill needs are carefully considered and integrated into the scheduling process.

- ☒ Level of experience of nursing and patient care staff

Description:

Emergency Services staff experience levels are considered both during the scheduling process and when assigning shifts.

- ☒ Need for specialized or intensive equipment

Description:

Emergency Services provides immediate, emergency, urgent, semi-urgent and non-urgent care to all levels of patient. This includes: those that may require the use of specialty devices such as mechanical ventilation, ECMO, targeted temperature management and more. Patients may require care inclusive of testing and intervention outside of the department (ex. MRI, IR, Angio) during their stay. Charge nurses continuously will review the patient needs and acuity throughout the shift to ensure an adequate mix of staff in each of the zones.

- ☒ Architecture and geography of the unit such as placement of patient rooms, treatment areas, nursing stations, medication preparation areas, and equipment




Description:





Broken into zones providing the opportunity for team nursing throughout the department (Blue, Green, Trauma, RME)

☐ Other

Description:








s.

ty





DOH 346-154

To request this document in another format, call 1-800-525-0127. Deaf or hard of hearing customers, please call 711 (Washington Relay) or email doh.information@doh.wa.gov.

Fixed Staffing Matrix

Minimum means the minimum number of RNs, LPNs, CNAs, and UAPs per shift based on the average needs of the unit such as patient acuity, staff skill level, and patient care activities. If a unit does not utilize certain staff for that shift please put "0", do not leave it blank.

Unit/ Clinic Name:	Gamma Knife					
Unit/ Clinic Type:	Procedural Unit					
Unit/ Clinic Address:	325 9th Avenue, Seattle WA 98104					
Effective as of:	7/1/2024					
Day of the week						
Day of the week	Shift Type	Shift Length in Hours	Min # of RN's	Min # of LPN's	Min # of CNA's	Min # of UAP's
Monday	Day 0700-1730	10	3	0	0	0
Tuesday	Day 0700-1730	10	3	0	0	0
Wednesday	Day 0700-1730	10	3	0	0	0
Thursday	Day 0700-1730	10	3	0	0	0
Friday	Day 0700-1730	10	3	0	0	0



DOH 346-154

Unit Information

Additional Care Team Members

Occupation	Shift Coverage			
	Day	Evening	Night	Weekend
Patient Service Specialist	x			
Patient Care Coordinator	x			

Unit Information

Factors Considered in the Development of the Unit Staffing Plan (Check all that apply):

☒ Activity such as patient admissions, discharges, and transfers

Description:

Gamma Knife team serves mostly outpatient population of patients with diverse oncological diagnoses.

☒ Patient acuity level, intensity of care needs, and the type of care to be delivered on each shift

Description:

PatIENTs are assessed individually; mostly outpatients from adult to pediatric.

Skill mix

Description:

☒ Level of experience of nursing and patient care staff

Description:

All staff are trained in frame and mask placement.

X Need for specialized or intensive equipment

Description:
Gamma Knife Machine

Architecture and geography of the unit such as placement of patient rooms, treatment areas, nursing stations, medication preparation areas, and equipment

Description:

X Other

Description:
Closed all major holidays and weekends; PSS/PCCs staff front desk Mon-Friday; stagger shifts to cover. RNs stagger shift times to meet patient needs.

Patient Volume-based Staffing Matrix Formula Template

Minimum means the minimum number of RNs, LPNs, CNAs, and UAPs per shift based on the average needs of the unit such as patient acuity, staff skill level, and patient care activities. If a unit does not utilize certain staff for that shift please put "0", do not leave it blank.

Unit/ Clinic Name:		OR									
Unit/ Clinic Type:		Operation Rooms									
Unit/ Clinic Address:		325 9th Ave, Seattle WA 98104									
Average Daily Census:		N/A					Maximum # of Beds:		25		
Effective as of:		7/1/2024									
# of Visits											
Census	Shift Type	Shift Length in Hours	Min # of RN's	Min # of LPN's	Min # of CNA's	Min # of UAP's	Min # of RN HPUS	Min # of LPN HPUS	Min # of CNA HPUS	Min # of UAP HPUS	Total Minimum Direct Pt. Care HPUS (hours per unit of service)
25	0645-1915	12	26	0	8	0	12.00	0	3.84	0	31.68
	1845-0715	12	26	0	8	0	12.00	0	3.84	0	
24	0645-1915	12	25	0	8	0	12.00	0	4.00	0	32.00
	1845-0715	12	25	0	8	0	12.00	0	4.00	0	
23	0645-1915	12	24	0	8	0	12.00	0	4.17	0	32.35
	1845-0715	12	24	0	8	0	12.00	0	4.17	0	
22	0645-1915	12	23	0	8	0	12.00	0	4.36	0	32.73
	1845-0715	12	23	0	8	0	12.00	0	4.36	0	
21	0645-1915	12	22	0	7	0	12.00	0	4.00	0	32.00
	1845-0715	12	22	0	7	0	12.00	0	4.00	0	
20	0645-1915	12	21	0	7	0	12.00	0	4.20	0	32.40
	1845-0715	12	21	0	7	0	12.00	0	4.20	0	
19	0645-1915	12	20	0	7	0	12.00	0	4.42	0	32.84
	1845-0715	12	20	0	7	0	12.00	0	4.42	0	
18	0645-1915	12	19	0	6	0	12.00	0	4.00	0	32.00
	1845-0715	12	19	0	6	0	12.00	0	4.00	0	
17	0645-1915	12	18	0	6	0	12.00	0	4.24	0	32.47
	1845-0715	12	18	0	6	0	12.00	0	4.24	0	
16	0645-1915	12	17	0	6	0	12.00	0	4.50	0	33.00
	1845-0715	12	17	0	6	0	12.00	0	4.50	0	
15	0645-1915	12	16	0	5	0	12.00	0	4.00	0	32.00
	1845-0715	12	16	0	5	0	12.00	0	4.00	0	
14	0645-1915	12	15	0	5	0	12.00	0	4.29	0	32.57
	1845-0715	12	15	0	5	0	12.00	0	4.29	0	
13	0645-1915	12	14	0	5	0	12.00	0	4.62	0	33.23
	1845-0715	12	14	0	5	0	12.00	0	4.62	0	
12	0645-1915	12	13	0	4	0	12.00	0	4.00	0	32.00
	1845-0715	12	13	0	4	0	12.00	0	4.00	0	
11	0645-1915	12	12	0	4	0	12.00	0	4.36	0	32.73
	1845-0715	12	12	0	4	0	12.00	0	4.36	0	
10	0645-1915	12	11	0	4	0	12.00	0	4.80	0	33.60
	1845-0715	12	11	0	4	0	12.00	0	4.80	0	
9	0645-1915	12	10	0	3	0	12.00	0	4.00	0	32.00
	1845-0715	12	10	0	3	0	12.00	0	4.00	0	
8	0645-1915	12	9	0	3	0	12.00	0	4.50	0	33.00
	1845-0715	12	9	0	3	0	12.00	0	4.50	0	
7	0645-1915	12	8	0	3	0	12.00	0	5.14	0	34.29
	1845-0715	12	8	0	3	0	12.00	0	5.14	0	
6	0645-1915	12	7	0	2	0	12.00	0	4.00	0	32.00
	1845-0715	12	7	0	2	0	12.00	0	4.00	0	
5	0645-1915	12	6	0	2	0	12.00	0	4.80	0	33.60
	1845-0715	12	6	0	2	0	12.00	0	4.80	0	
4	0645-1915	12	5	0	2	0	12.00	0	6.00	0	36.00
	1845-0715	12	5	0	2	0	12.00	0	6.00	0	
3	0645-1915	12	4	0	1	0	12.00	0	4.00	0	32.00
	1845-0715	12	4	0	1	0	12.00	0	4.00	0	
2	0645-1915	12	3	0	1	0	12.00	0	6.00	0	36.00
	1845-0715	12	3	0	1	0	12.00	0	6.00	0	

1	0645-1915	12	2	0	1	0	12.00	0	12.00	0	48.00
	1845-0715	12	2	0	1	0	12.00	0	12.00	0	

Unit Information

Additional Care Team Members

Occupation	Shift Coverage			
	Day	Evening	Night	Weekend
Surgical Technologist	x	x	x	x
Patient Services Specialist	x	x		x
Anesthesia Technologist	x	x	x	x
Surgeon	x	x	x	x
Anesthesiologist	x	x	x	x
Certified Registered Nurse				
Anesthetist	x	x	x	x
OR Clinical Engineer	x			

Unit Information

Factors Considered in the Development of the Unit Staffing Plan (Check all that apply):

Activity such as patient admissions, discharges, and transfers

Description:

The main OR at HMC is open 24 hours a day, 7 days per week.

During the business hours of 7.30 to 1730 there are up to 25 OR's running April to October and 24 OR running from October to March.

Then the number of OR's running gradually reduced to up to 3 run from 23.00 to 07.30. The goal is to run 2 ORs with the ability to run a 3rd as a crash (emergency) OR if needed.

Patient acuity level, intensity of care needs, and the type of care to be delivered on each shift

Description:

The main OR care for all levels of patients from Outpatient's coming in for elective surgery through the continuum to Life threatening emergent surgery from the ED or Inpatient units.

The main OR works will care for the following specialty of patients requiring surgery.

Trauma, Neurological, Hand, Orthopedics, Spine, Ophthalmology, Burn, Urology, Gynecology, OMFS, ENT, Vascular, General Surgery, Organ procurement.

Skill mix

Description:

Each shift has 1 OR charge Nurse that is not included in the staffing of the OR room

Each Operating Room running is to be staffed with a minimum of 1 Circulating RN and 1 qualified member of the care team in the scrub role.

The scrub role can be carried out by a Surgical technologist or a RN who has been trained in scrub technique.

--

Level of experience of nursing and patient care staff

<p>Description: The experience of staff ranges from 30+ years of experience to staff that have just completed their formal healthcare education. There is a periop program of 6 months. There is an RN3 who is dedicated to the education of the OR for new orientatees supporting RN and ST</p>
--

Need for specialized or intensive equipment

<p>Description: The OR has a large amount of specialized equipment that is utilized by the Surgeon's, Anesthesiologist, RN's and Scrub technologists. This includes but not limited to, robot surgical system, surgical instrumentation, surgical navigation systems, laser surgical system, microscopes and endoscopes.</p>
--

Architecture and geography of the unit such as placement of patient rooms, treatment areas, nursing stations, medication preparation areas, and equipment

<p>Description: The area of the main OR is made up of 3 distinct geographical areas, West Hospital, East Hospital and Maleng Building OR. Each OR is equipped to take an emergency surgery. There is a front desk where the OR charge nurse, PSS and Anesthesiologist In Charge are stationed. Each Anesthesia machine has a pyxis attached and there are pyxis machines in the 3 core areas. Equipment is stored in the OR room, and 5 equipment store rooms.</p>
--

Other

<p>Description: Break Coverage Plan Mon-Fri 0845-1915 RN/ST 18 (Including RN3) 1045-2115 RN/ST 5 Sat/Sun 0845-1915 RN/ST 2 *Each Operating Room running is to be staffed with a minimum of 1 Circulating RN and 1 qualified member of the care team in the scrub role. The scrub role can be carried out by a Surgical technologist or a RN who has been trained in scrub technique.</p>
--




DOH 346-154

Patient Volume-based Staffing Matrix Formula Template

Minimum means the minimum number of RNs, LPNs, CNAs, and UAPs per shift based on the average needs of the unit such as patient acuity, staff skill level, and patient care activities. If a unit does not utilize certain staff for that shift please put "0", do not leave it blank.

Unit/ Clinic Name:		PACU									
Unit/ Clinic Type:		PACU Areas									
Unit/ Clinic Address:		325 9th Ave, Seattle WA 98104									
Average Daily Census:		N/A				Maximum # of Beds:			42		
Effective as of:		7/1/2024									
# of Rooms											
Census	Shift Type	Shift Length in Hours	Min # of RN's	Min # of LPN's	Min # of CNA's	Min # of UAP's	Min # of RN HPUS	Min # of LPN HPUS	Min # of CNA HPUS	Min # of UAP HPUS	Total Minimum Direct Pt Care HPUS (hours per unit of service)
25	0645-1915	12	25	0	4	0	11.52	0	1.92	0	26.88
	1900-0730	12	25	0	4	0	11.52	0	1.92	0	
24	0645-1915	12	25	0	4	0	12.00	0	2.00	0	28.00
	1900-0730	12	25	0	4	0	12.00	0	2.00	0	
23	0645-1915	12	24	0	4	0	12.00	0	2.09	0	28.17
	1900-0730	12	24	0	4	0	12.00	0	2.09	0	
22	0645-1915	12	23	0	4	0	12.00	0	2.18	0	28.36
	1900-0730	12	23	0	4	0	12.00	0	2.18	0	
21	0645-1915	12	23	0	4	0	12.57	0	2.29	0	29.71
	1900-0730	12	23	0	4	0	12.57	0	2.29	0	
20	0645-1915	12	21	0	4	0	12.00	0	2.40	0	28.80
	1900-0730	12	21	0	4	0	12.00	0	2.40	0	
19	0645-1915	12	21	0	3	0	12.63	0	1.89	0	29.05
	1900-0730	12	21	0	3	0	12.63	0	1.89	0	
18	0645-1915	12	18	0	3	0	11.33	0	2.00	0	26.67
	1900-0730	12	18	0	3	0	11.33	0	2.00	0	
17	0645-1915	12	16	0	3	0	10.59	0	2.12	0	25.41
	1900-0730	12	16	0	3	0	10.59	0	2.12	0	
16	0645-1915	12	14	0	3	0	9.75	0	2.25	0	24.00
	1900-0730	12	14	0	3	0	9.75	0	2.25	0	
15	0645-1915	12	12	0	3	0	8.80	0	2.40	0	22.40
	1900-0730	12	12	0	3	0	8.80	0	2.40	0	
14	0645-1915	12	11	0	3	0	8.57	0	2.57	0	22.29
	1900-0730	12	11	0	3	0	8.57	0	2.57	0	
13	0645-1915	12	10	0	2	0	8.31	0	1.85	0	20.31
	1900-0730	12	10	0	2	0	8.31	0	1.85	0	
12	0645-1915	12	10	0	2	0	9.00	0	2.00	0	22.00
	1900-0730	12	10	0	2	0	9.00	0	2.00	0	
11	0645-1915	12	9	0	2	0	8.73	0	2.18	0	21.82
	1900-0730	12	9	0	2	0	8.73	0	2.18	0	
10	0645-1915	12	8	0	2	0	8.40	0	2.40	0	21.60
	1900-0730	12	8	0	2	0	8.40	0	2.40	0	
9	0645-1915	12	8	0	2	0	9.33	0	2.67	0	24.00
	1900-0730	12	8	0	2	0	9.33	0	2.67	0	
8	0645-1915	12	7	0	1	0	9.00	0	1.50	0	21.00
	1900-0730	12	7	0	1	0	9.00	0	1.50	0	
7	0645-1915	12	7	0	1	0	10.29	0	1.71	0	24.00
	1900-0730	12	7	0	1	0	10.29	0	1.71	0	
6	0645-1915	12	6	0	1	0	10.00	0	2.00	0	24.00
	1900-0730	12	6	0	1	0	10.00	0	2.00	0	
5	0645-1915	12	5	0	1	0	9.60	0	2.40	0	24.00
	1900-0730	12	5	0	1	0	9.60	0	2.40	0	
4	0645-1915	12	4	0	1	0	9.00	0	3.00	0	24.00
	1900-0730	12	4	0	1	0	9.00	0	3.00	0	
3	0645-1915	12	2	0	0	0	4.00	0	0.00	0	8.00
	1900-0730	12	2	0	0	0	4.00	0	0.00	0	
2	0645-1915	12	2	0	0	0	6.00	0	0.00	0	12.00
	1900-0730	12	2	0	0	0	6.00	0	0.00	0	
1	0645-1915	12	2	0	0	0	12.00	0	0.00	0	24.00
	1900-0730	12	2	0	0	0	12.00	0	0.00	0	



Additional Care Team Members

[illegible]

**Factors Considered in the Development of the Unit Staffing Plan
(Check all that apply):**

Activity such as patient admissions, discharges, and transfers

Description:

The PACU supports the Main OR, It is open 24 hours a day, 7 days per week.

During the business hours of 7.30 to 1730 the PACU supports the OR running up to 25 OR's running April to October and 24 OR running from October to March. From 5pm onwards the OR's reduce down.

The PACU will assist in the recovery of PACU procedure patients.

Patient acuity level, intensity of care needs, and the type of care to be delivered on each shift

Description:

The PACU has the skill level to care for patients for all levels, ICU, Acute Care and Outpatient. They care for adults and pediatric patients.

Skill mix

Description:

Per ASPAN Guidelines

Pre-Operative RN:Patient Ratio 1:3

Post operating RN:Patient Ratio 1:1 or 1:2 .

--

Level of experience of nursing and patient care staff

Description: All RN's caring for patients have at least 2 years experience in ED, ICU or PACU.
--

Need for specialized or intensive equipment

Description:

Architecture and geography of the unit such as placement of patient rooms, treatment areas, nursing stations, medication preparation areas, and equipment

Description: The PACU areas includes the Ambulatory Surgery Unit-(Outpatient and AM admit Pre-Operative Unit) PACU Maleng-(Outpatient Recovery Unit) PACU West (Inpatient Pre/Post Operative Units)

Other

Description:



DOH 346-154

To request this document in another format, call 1-800-525-0127. Deaf or hard of hearing customers, please call 711 (Washington Relay) or email doh.information@doh.wa.gov.

Fixed Staffing Matrix

Minimum means the minimum number of RNs, LPNs, CNAs, and UAPs per shift based on the average needs of the unit such as patient acuity, staff skill level, and patient care activities. If a unit does not utilize certain staff for that shift please put "0", do not leave it blank.

Unit/ Clinic Name:	Vascular Access/PICC Team					
Unit/ Clinic Type:	Procedural Unit					
Unit/ Clinic Address:	325 9th Avenue, Seattle WA 98104					
Effective as of:	7/1/2024					
Day of the week						
Day of the week	Shift Type	Shift Length in Hours	Min # of RN's	Min # of LPN's	Min # of CNA's	Min # of UAP's
Monday	Day 0700-1800	10	3	0	0	0
Tuesday	Day 0700-1800	10	3	0	0	0
Wednesday	Day 0700-1800	10	3	0	0	0
Thursday	Day 0700-1800	10	3	0	0	0
Friday	Day 0700-1800	10	3	0	0	0
Saturday	Day 0700-1730	10	2	0	0	0
Sunday	Day 0700-1730	10	1	0	0	0



DOH 346-154

Unit Information

Additional Care Team Members

Occupation	Shift Coverage			
	Day	Evening	Night	Weekend
None				

Unit Information

Factors Considered in the Development of the Unit Staffing Plan (Check all that apply):

Activity such as patient admissions, discharges, and transfers

Description:

☒ Patient acuity level, intensity of care needs, and the type of care to be delivered on each shift

Description:

Vascular Access Nurses address the needs of our inpatient as well as outpatient patients from peripheral IVs to picc lines.

Skill mix

Description:

Level of experience of nursing and patient care staff

Description:

X Need for specialized or intensive equipment

Description:

Ultrasounds and Vascular Positioning Devices.

X Architecture and geography of the unit such as placement of patient rooms, treatment areas, nursing stations, medication preparation areas, and equipment

Description:

Vascular Access nurses go to the bedside for all procedures.

X Other

Description:

All major holidays staffed with 1 RN. RNs stagger shift times to have the following availability: Mon-Fri 0700-1800; sat/Sun 0700-1730.