




























Wenatchee River Watershed

 Intake

 Source Water Protection Area

 Washington DNR	 American Indian Lands (BIA)
 Bureau of Land Management (BLM)	 State Fish and Wildlife
 Forest Service (USFS)	 State Parks and Recreation
 National Park Service (NPS)	 State Trust Land
 Fish and Wildlife Service (FWS)	 Other State (NHP,DOT,HS,etc.)
 Bureau of Reclamation (BOR)	 Territorial Land
 Department of Defense (DOD)	 County Land \ Regional Agency Land
 Department of Energy (DOE)	 City Land
 Army Corps of Engineers (USACE)	 Non-Governmental Organization
 National Oceanic and Atmospheric Administration (NOAA)	 Private Conservation; Private Corporation
 National Resource Conservation Service (NRCS)	 Joint, Other
 Other Federal (TVA, ARS, BPA, etc.)	 Unknown
	 Not Public Land

