

Upright Channel

Annual Shellfish Growing Area Review



Prepared By: Tim Jahraus

Area: Upright Channel

Year Ending: December 31, 2024

Classification: Approved

Activities in the Growing Area in 2024

The growing area was sampled six times in accordance with National Shellfish Sanitation Program (NSSP) Systematic Random Sampling criteria. San Juan Conservation District received NEP funds for water quality monitoring near agricultural properties, agriculture technical assistance, and BMPs, as well as Washington State Conservation Commission's education outreach and technical assistance.

Analytical Results of Water Samples

Table 1 summarizes the results of the most recent 30 water samples at all stations. All stations meet NSSP criteria for an Approved classification. Although Table 1 shows that Station 92 has an estimated 90th percentile of 33.5 FC/100 mL, recently added data decreases this value to 19.4 FC/100mL. Therefore, Station 92 is no longer considered Threatened. Also see Remarks and Recommendations below.

Change in Actual Pollution Sources that Impact the Growing Area

We currently have no information indicating that the area has new sources of pollution.

Classification Status

- ☒ Well within the classification standards
- ☐ Meets standards, but threatened with downgrade in classification
- ☐ Fails to meet current classification standards

Remarks and Recommendations

Due to the San Juan Environmental Health and San Juan Conservation District identifying and correcting pollution sources near Station 92 (see 2023 annual report for more details) and because recently added data lowers the estimated 90th percentile from 33.5 FC/100mL to 19.4 FC/100mL, Station 92 is not considered Threatened. All stations are well within Approved classification standards.

TABLE 1. Summary of Marine Water Data (SRS) for the Upright Channel Growing Area

Sampling Event Type: Regulatory

Maximum Number of Samples: 30

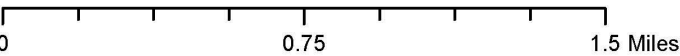
Tides Included: All

Station Number	Classification	Date Range	Range (FC/100mL)	Geomean (FC/100mL)	Est. 90 th Percentile (FC/100mL)	Meets Standard
36	Approved	11/20/2019 - 12/4/2024	1.7 - 12.0	1.9	2.9	Y
37	Approved	2/5/2020 - 12/4/2024	1.7 - 49.0	2.0	4.4	Y
38	Approved	2/5/2020 - 12/4/2024	1.7 - 2.0	1.7	1.8	Y
39	Approved	2/5/2020 - 12/4/2024	1.7 - 6.8	1.8	2.5	Y
40	Approved	2/5/2020 - 12/4/2024	1.7 - 2.0	1.7	1.8	Y
41	Approved	2/5/2020 - 12/4/2024	1.7 - 17.0	1.9	3.4	Y
42	Approved	2/5/2020 - 12/4/2024	1.7 - 1.7	1.7	1.7	Y
92	Approved	2/5/2020 - 12/4/2024	1.7 - 540.0	4.8	33.5	Y
94	Approved	2/5/2020 - 12/4/2024	1.7 - 1.7	1.7	1.7	Y
95	Approved	2/5/2020 - 12/4/2024	1.7 - 2.0	1.7	1.8	Y
93	Unclassified	2/5/2020 - 12/4/2024	1.7 - 2500.0	2.4	13.9	Y
100	Unclassified	2/5/2020 - 12/4/2024	1.7 - 4.5	1.8	2.2	Y

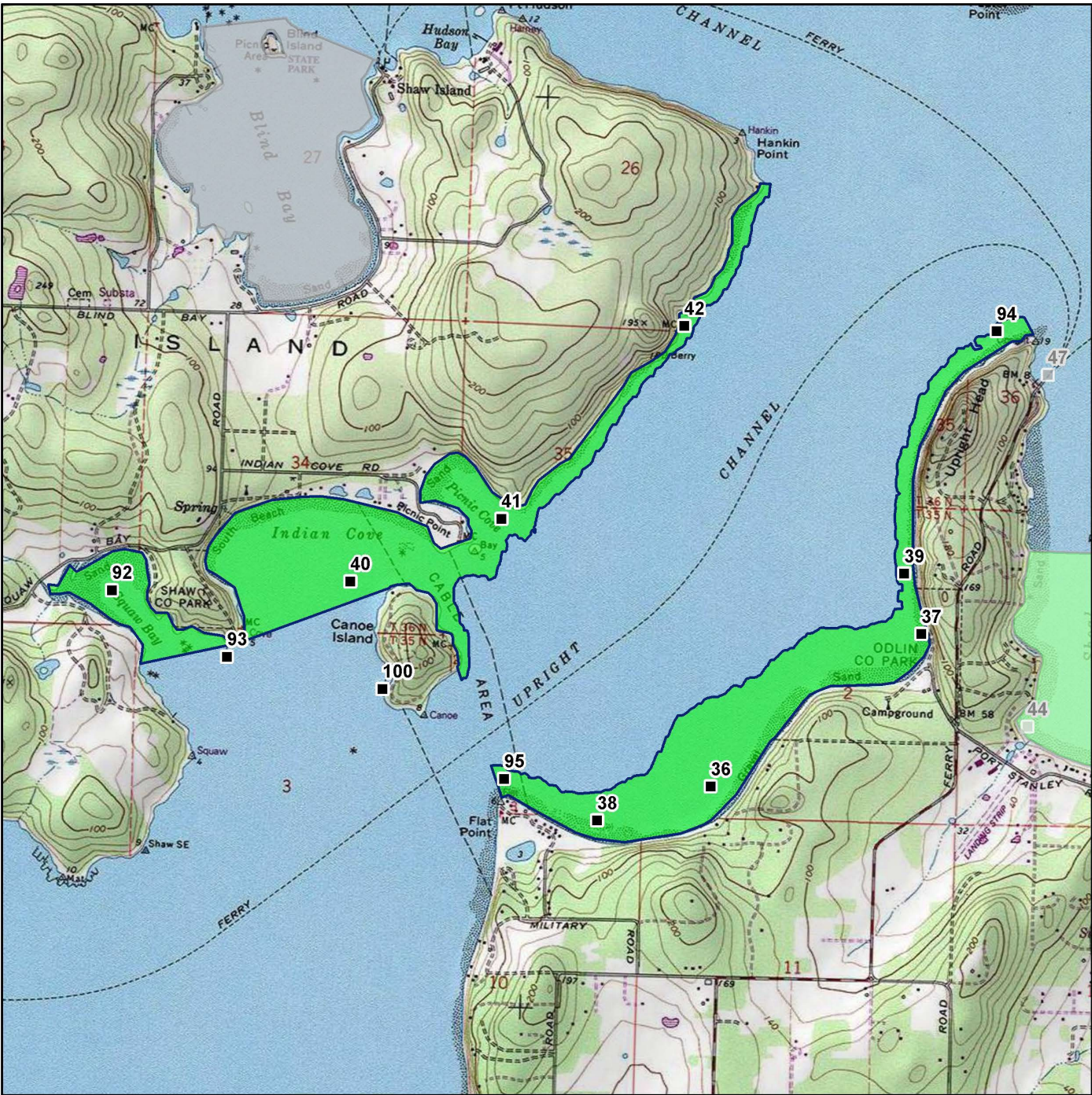
The standard for approved shellfish growing waters is fecal coliform geometric mean not greater than 14 organisms/ 100 mL with an estimated 90th percentile not greater than 43 organisms/ 100 mL. The above table shows bacteriological results in relation to program standards.






MAP 1. Upright Channel Growing Area

 Upright Channel

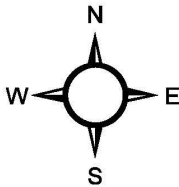



Date Updated: 7/11/2018



- Classification**
-  Approved
 -  Conditional
 -  Prohibited
 -  Restricted
 -  Unclassified

Sampling Stations



* Some sampling stations are highlighted with grey box for ease of reading.