

Wyckoff Shoal

Annual Shellfish Growing Area Review



Prepared By: Tim Jahraus

Area: Wyckoff Shoal

Year Ending: December 31, 2022

Classification: Approved, Prohibited

Activities in the Growing Area in 2022

The growing area was sampled six times in accordance with National Shellfish Sanitation Program (NSSP) Systematic Random Sampling criteria. No additional activities have been documented in the growing area.

Analytical Results of Water Samples

Table 1 summarizes the results of the last 30 samples collected from the area. This summary shows that all stations pass the NSSP water quality standard.

Change in Actual Pollution Sources that Impact the Growing Area

We currently have no information indicating that the area has new sources of pollution.

Classification Status

- Well within the classification standards
- Meets standards, but some concerns
- Meets standards, but threatened with downgrade in classification
- Fails to meet current classification standards

Remarks and Recommendations

Table 1 shows that all stations meet the NSSP water quality standard for an Approved classification and the area is correctly classified.

TABLE 1. Summary of Marine Water Data (SRS) for the Wyckoff Shoal Growing Area

Sampling Event Type: Regulatory

Maximum Number of Samples: 30

Tides Included: All

Station Number	Classification	Date Range	Range (FC/100mL)	Geomean (FC/100mL)	Est. 90 th Percentile (FC/100mL)	Meets Standard
286	Approved	1/9/2018 - 12/7/2022	1.7 - 4.5	1.9	2.5	Y
287	Approved	1/9/2018 - 12/7/2022	1.7 - 4.5	1.8	2.3	Y
288	Approved	1/9/2018 - 12/7/2022	1.7 - 7.8	2.0	3.2	Y
289	Approved	1/9/2018 - 12/7/2022	1.7 - 23.0	2.3	5.4	Y
290	Approved	1/9/2018 - 12/7/2022	1.7 - 2.0	1.7	1.8	Y
291	Approved	1/9/2018 - 12/7/2022	1.7 - 13.0	1.8	3.0	Y
292	Approved	1/9/2018 - 12/7/2022	1.7 - 4.5	1.8	2.5	Y
293	Approved	1/9/2018 - 12/7/2022	1.7 - 4.5	1.8	2.2	Y
294	Approved	1/9/2018 - 12/7/2022	1.7 - 23.0	1.9	3.5	Y

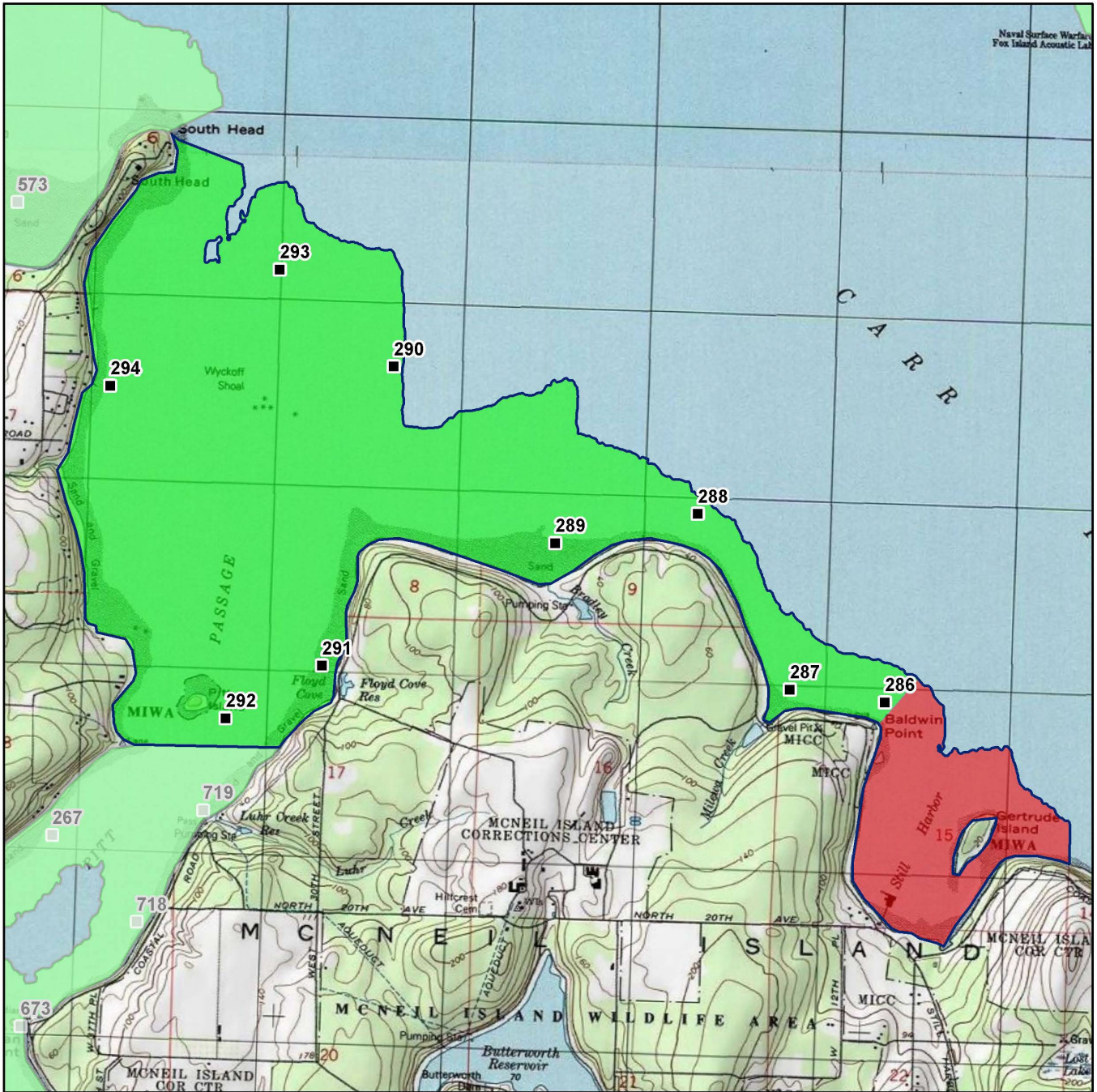

The standard for approved shellfish growing waters is fecal coliform geometric mean not greater than 14 organisms/ 100 mL with an estimated 90th percentile not greater than 43 organisms/ 100 mL. The above table shows bacteriological results in relation to program standards.

MAP 1. Wyckoff Shoal Growing Area

Wyckoff Shoal

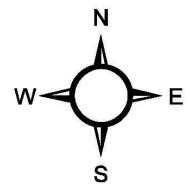


Date Updated: 7/11/2018



Classification Sampling Stations

- Approved
- Conditional
- Prohibited
- Restricted
- Unclassified



* Some sampling stations are highlighted with grey box for ease of reading.