

Yukon Harbor

Annual Shellfish Growing Area Review



Prepared By: Patrick Biondo

Area: Yukon Harbor

Year Ending: December 31, 2024

Classification: Approved, Prohibited

Activities in the Growing Area in 2024

The growing area was sampled six times in accordance with the National Shellfish Sanitation Program (NSSP) Systematic Random Sampling criteria. No additional activities have been documented in the growing area.

Analytical Results of Water Samples

Table 1 summarizes the results of the last 30 samples collected from the area. This summary shows that all stations pass the NSSP water quality standard.

Change in Actual Pollution Sources that Impact the Growing Area

We currently have no information indicating that the area has new sources of pollution.

Classification Status

- ☒ Well within the classification standards
- ☐ Meets standards, but threatened with downgrade in classification
- ☐ Fails to meet current classification standards

Remarks and Recommendations

Table 1 shows that all stations meet the NSSP water quality standard for an Approved classification and the area is correctly classified.

TABLE 1. Summary of Marine Water Data (SRS) for the Yukon Harbor Growing Area

Sampling Event Type: Regulatory


Maximum Number of Samples: 30

Tides Included: All

Station Number	Classification	Date Range	Range (FC/100mL)	Geomean (FC/100mL)	Est. 90 th Percentile (FC/100mL)	Meets Standard
406	Approved	4/28/2020 - 12/19/2024	1.7 - 4.5	1.8	2.5	Y
407	Approved	4/28/2020 - 12/19/2024	1.7 - 17.0	1.9	3.4	Y
408	Approved	4/28/2020 - 12/19/2024	1.7 - 17.0	2.5	6.1	Y
409	Approved	4/28/2020 - 12/19/2024	1.7 - 23.0	2.3	5.5	Y
410	Approved	4/28/2020 - 12/19/2024	1.7 - 180.0	2.4	7.6	Y
559	Approved	2/10/2020 - 12/19/2024	1.7 - 11.0	2.1	4.1	Y
404	Prohibited	4/28/2020 - 12/19/2024	1.7 - 4.5	1.8	2.5	Y
405	Prohibited	4/28/2020 - 12/19/2024	1.7 - 33.0	2.2	5.1	Y

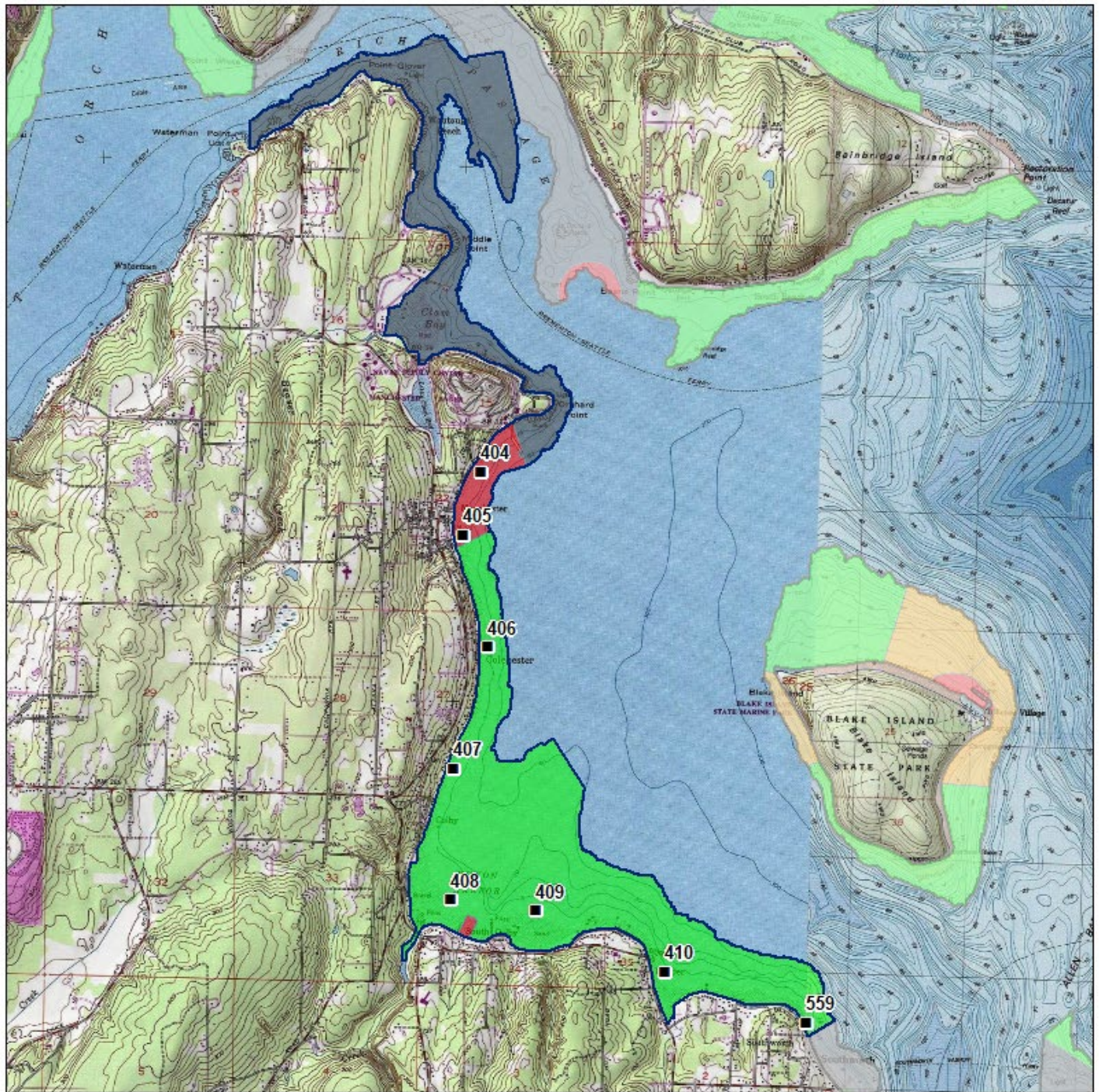
The standard for approved shellfish growing waters is fecal coliform geometric mean not greater than 14 organisms/ 100 mL with an estimated 90th percentile not greater than 43 organisms/ 100 mL. The above table shows bacteriological results in relation to program standards.







MAP 1. Yukon Harbor Growing Area

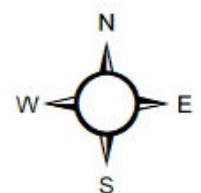
 Yukon Harbor

 Washington State Department of Health
Date Updated: 1/13/2022

0 1 2 Miles



Classification	Sampling Stations
 Approved	
 Conditional	
 Prohibited	
 Restricted	
 Unclassified	



* Some sampling stations are highlighted with grey box for ease of reading.