

# Skamania County

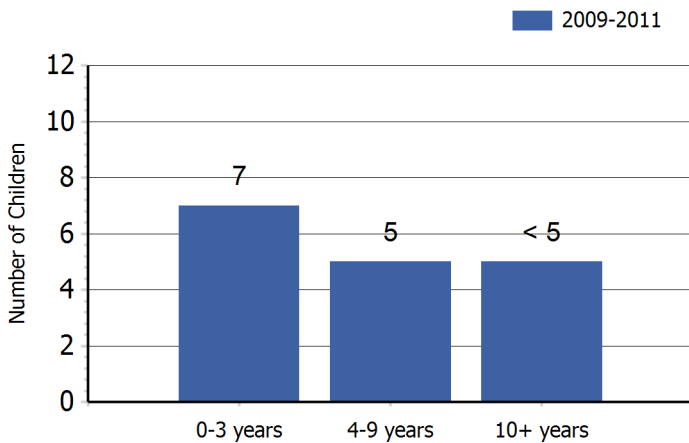
## Profile of Children and Youth with Special Health Care Needs

Population of Children 0-19 Years by Age Group and Year

Age Group	1990	2000	2008	2009
0-4 years	644	632	667	676
5-9 years	735	673	649	651
10-14 years	716	817	786	784
15-19 years	581	761	809	804
<b>Total</b>	<b>2,676</b>	<b>2,883</b>	<b>2,911</b>	<b>2,915</b>

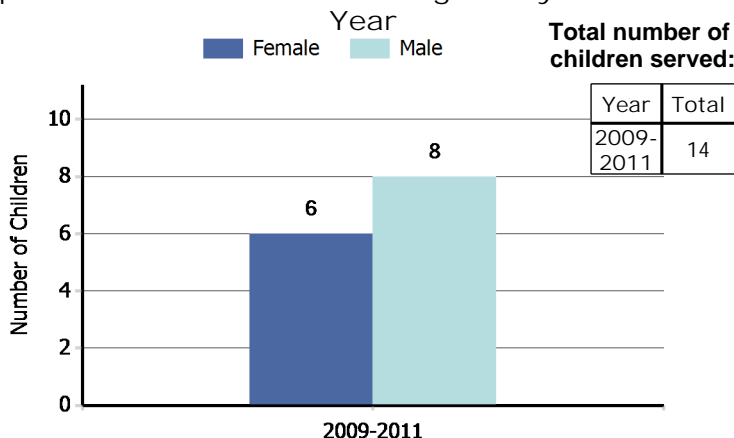
Source: Community Health Assessment Tool (CHAT), 1990-2009 Population Estimates: Population Estimates for Public Health Assessment, Washington State Department of Health and Krupski Consulting, December 2009. Accessed 12/9/11.

Number<sup>1</sup> of Children Served by Children with Special Health Care Needs Program by Age Group and Year



<sup>1</sup>The number of children served by age may not equal the total number of children served due to non-reporting of age for some cases. Source: Child Health Intake Forms, Children with Special Health Care Needs Program, Washington State Department of Health, 5/15/12.

Number<sup>2</sup> of Children Served by Children with Special Health Care Needs Program by Gender and Year



<sup>2</sup>The number of children served by gender may not equal the total number of children served due to non-reporting of gender for some cases. Source: Child Health Intake Forms, Children with Special Health Care Needs Program, Washington State Department of Health, 5/15/12.

*"Children with special health care needs are children who have, or are at increased risk for, chronic physical, developmental, behavioral, or emotional conditions and who also require health and related services of a type or amount beyond that required by children generally."*

*(Maternal and Child Health Bureau)*

Leading Four Diagnostic Categories<sup>3</sup> among Children Served by the Children with Special Health Care Needs Program: 2011

Insufficient Data to Display

<sup>3</sup> Child may have multiple conditions.

Source: Child Health Intake Forms, Children with Special Health Care Needs Program, Washington State Department of Health, 5/15/12.

Number of Children in Special Education Services under the Individuals with Disabilities Education Act (IDEA) Part B, as of December 1, 2010

Diagnostic Category	Number
Communication Disorder	42
Specific Learning Disability	42
Developmental Delay - Preschool	30
Health Impairment	26
Autism	11
Intellectual Disabilities	7
Deaf - Blindness	<5
Deafness	<5
Emotional/Behavioral Disability	<5
Hearing Impairment	<5
Multiple Disabilities	<5
Orthopedic Impairment	<5
Traumatic Brain Injury	<5
Visual Impairments	<5
<b>TOTAL</b>	<b>158</b>

Source: Office of Superintendent of Public Instruction, Special Education Child County and Placement Data, 1/3/12.

*This county profile is part of the Children and Youth with Special Health Care Needs: Washington State Report. For more information, contact the Children with Special Health Care Needs Program at (360) 236-3571.*

Number<sup>4</sup> of Children Age 0-35 Months with an Individualized Family Service Plan Who Received Early Intervention Services


July 2009 - June 2010	10
July 2010 - June 2011	12

<sup>4</sup>Unduplicated count from Skamania County.

Source: Early Support for Infants and Toddlers (ESIT), Washington State Department of Early Learning, Accessed 11/15/11. Program information and data are available at: <http://www.del.wa.gov/publications/esit/Default.aspx>.

Age-Specific Hospitalization Rate<sup>6</sup> for Chronic Conditions per 1,000 Children Ages 0-19

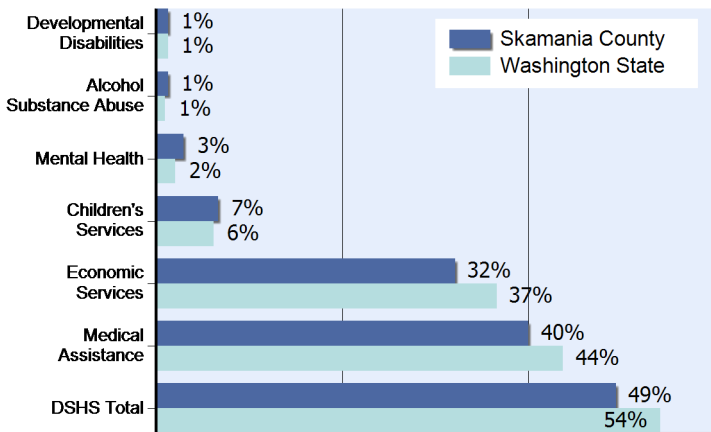
Insufficient Data to Display



<sup>6</sup> Number of hospitalizations per 1,000 population of children in each age group calculated as three-year rolling averages.

Source: Community Health Assessment Tool (CHAT), Hospitalization Discharge Data: Comprehensive Hospital Abstract Reporting System (CHARS), Washington State Department of Health, Center for Health Statistics, Accessed 9/21/11.

Percent of Children Age 0-17 in Programs of the Department of Social and Health Services:<sup>7</sup> June 2007 - July 2008




<sup>7</sup>Based upon unduplicated count of children within each service category. Source: Client Services Database, Research and Data Analysis Division, Department of Social and Health Services, Accessed 11/15/11.

Note: In 2010, the Medical Assistance program moved from the Washington State Department of Social and Health Services to the Health Care Authority. Client data and program descriptions are available at <http://clientdata.rda.dshs.wa.gov/>.

Hospitalization Rate<sup>8</sup> for Chronic Conditions per 1,000 Children Age 0-19 Years

Insufficient Data to Display




Year

<sup>8</sup>Number of hospitalizations per 1,000 population of children 0-19. Source: Community Health Assessment Tool (CHAT), Hospitalization Discharge Data: Comprehensive Hospital Abstract Reporting System (CHARS), Washington State Department of Health, Center for Health Statistics, Accessed 9/21/11.

Number and Percent<sup>5</sup> of Babies Born with Low Birth Weight (less than 2,500 grams)

Insufficient Data to Display



<sup>5</sup> Percent of births for which the birthweight is known. Source: Washington State Birth Files, Washington State Department of Health, 11/15/11.

Number of Children 0-17 in DSHS Programs:

Alcohol Substance Abuse	35
Developmental Disabilities	35
Mental Health	79
Children's Services	175
Economic Services	845
Medical Assistance	1,053
DSHS Total	1,300