










School Year 2017-18 K-12 Immunization Exemption Clusters for Legislative District 17

-  Voting Districts
-  Legislative Districts (2012)

Immunization Exemption Cluster

-  Cold Spot - 99% Confidence
-  Cold Spot - 95% Confidence
-  Cold Spot - 90% Confidence
-  Not Significant
-  Hot Spot - 90% Confidence
-  Hot Spot - 95% Confidence
-  Hot Spot - 99% Confidence

Cold Spots are clusters of neighboring schools with low exemption rates.

Hot Spots are clusters of neighboring schools with high exemption rates.

017

049



Source: Office of Immunization and Child Profile. Created April, 2019

