










# School Year 2017-18 K-12 Immunization Exemption Clusters in Legislative District 36

-  Voting Districts
-  Legislative Districts (2012)

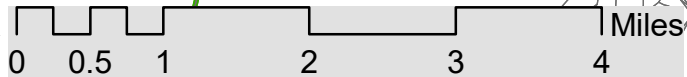
## Immunization Exemption Clusters

-  Cold Spot - 99% Confidence
-  Cold Spot - 95% Confidence
-  Cold Spot - 90% Confidence
-  Not Significant
-  Hot Spot - 90% Confidence
-  Hot Spot - 95% Confidence
-  Hot Spot - 99% Confidence

**Cold Spots** are clusters of neighboring schools with low exemption rates.

**Hot Spots** are clusters of neighboring schools with high exemption rates.

Source: Office of Immunization and Child Profile.  
2017-18 School Data. Created April, 2019



023

032

036

043

034

037

011